



US00D847443S

(12) **United States Design Patent** (10) **Patent No.:** **US D847,443 S**
Hatzack (45) **Date of Patent:** **** Apr. 30, 2019**

(54) **PART OF CLEANER FOR DAIRY EQUIPMENT**

CPC .. A01J 1/00-7/005; A01K 1/12; A01K 1/123;
A01K 1/126
See application file for complete search history.

(71) Applicant: **JAKOB MAIER UND WILFRIED HATZACK ERFINDER GBR,**
Turkheim (DE)

(56) **References Cited**

U.S. PATENT DOCUMENTS

(72) Inventor: **Wilfried Hatzack,** Turkheim (DE)

7,966,970	B2 *	6/2011	Holmes	A01J 5/06
					119/14.47
8,025,029	B2 *	9/2011	Torgerson	A01J 7/025
					119/14.18
8,033,247	B2 *	10/2011	Torgerson	A01J 7/04
					119/14.47
8,336,502	B2 *	12/2012	Wilmert	A01J 7/04
					119/14.18
8,342,125	B2 *	1/2013	Torgerson	A01J 7/00
					119/14.47
9,258,976	B2 *	2/2016	Alveby	A01J 5/08
9,504,226	B2 *	11/2016	Buck	A01J 5/00
9,526,224	B2 *	12/2016	Balkenhol	A01J 7/00
9,545,079	B2 *	1/2017	Torgerson	A01J 5/06
9,648,842	B1 *	5/2017	Mlsna	A01J 7/04
9,686,958	B2 *	6/2017	Sellner	A01J 5/007
D830,649	S *	10/2018	Hedlund	D30/199
2009/0320760	A1 *	12/2009	Torgerson	A01J 5/06
					119/14.47

(73) Assignee: **JAKOB MAIER UND WILFRIED HATZACK ERFINDER GBR,**
Turkheim (DE)

(**) Term: **15 Years**

(21) Appl. No.: **35/503,565**

(22) Filed: **Apr. 20, 2017**

(80) **Hague Agreement Data**

Int. Filing Date: **Apr. 20, 2017**

Int. Reg. No.: **DM/097282**

Int. Reg. Date: **Apr. 20, 2017**

Int. Reg. Pub. Date: **Aug. 25, 2017**

(30) **Foreign Application Priority Data**

Oct. 27, 2016 (EM) 003436997-0001

Oct. 27, 2016 (EM) 003436997-0002

(51) **LOC (11) Cl.** **30-99**

(52) **U.S. Cl.**

USPC **D30/199**

CPC **A01J 7/04** (2013.01)

(58) **Field of Classification Search**

USPC D15/28; D30/199; 119/14.01-14.55

* cited by examiner

Primary Examiner — Richard E Chilcot

(74) *Attorney, Agent, or Firm* — McCoy Russell LLP

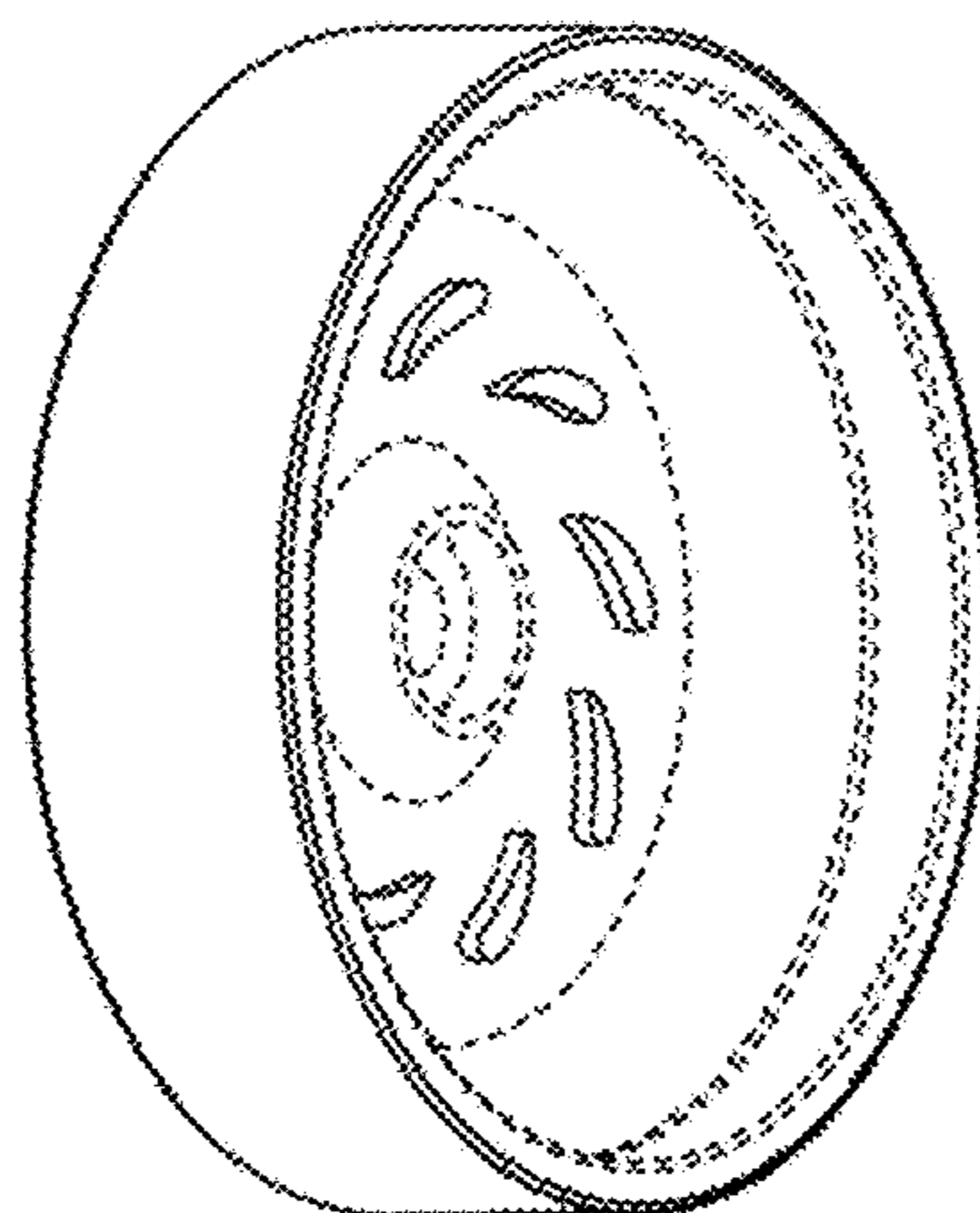
(57) **CLAIM**

The ornamental design for a part of a cleaner for dairy equipment, as shown and described.

DESCRIPTION

1. Part of cleaner for dairy equipment Design: automatic cleaning device for dairy equipment, in particular for milking devices and teat rubbers; **1.1** shows a perspective view, **1.2** shows a view of the front side, **1.3** shows a view of the rear side, **1.4** shows a view of the left side, **1.5** shows a view of the right side, **1.6** shows a view of the top side, and **1.7** shows a view of the bottom side; elements drawn in dashed

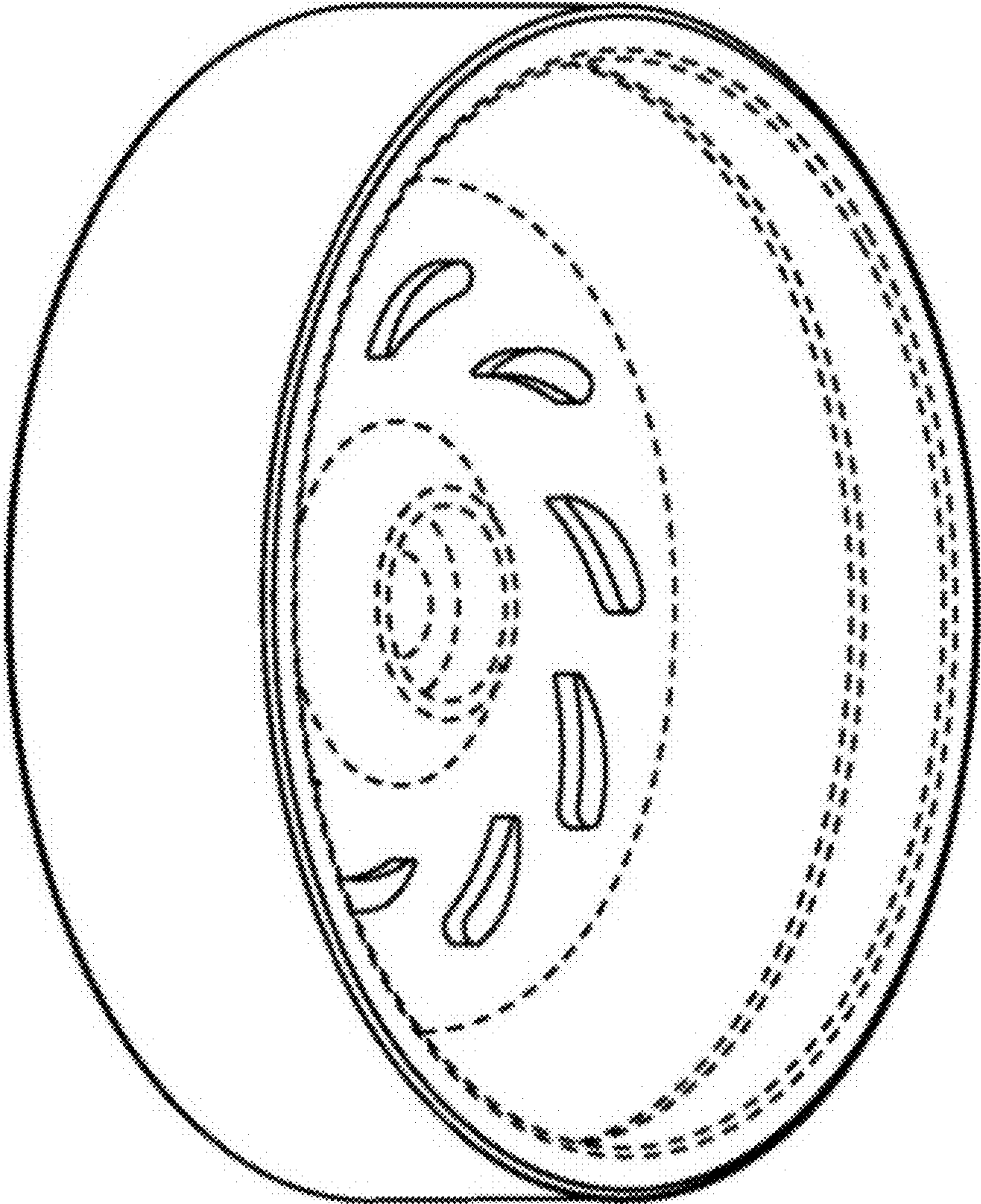
(Continued)




lines are only for the purpose of a better illustration and are not part of the claimed design.

1 Claim, 7 Drawing Sheets

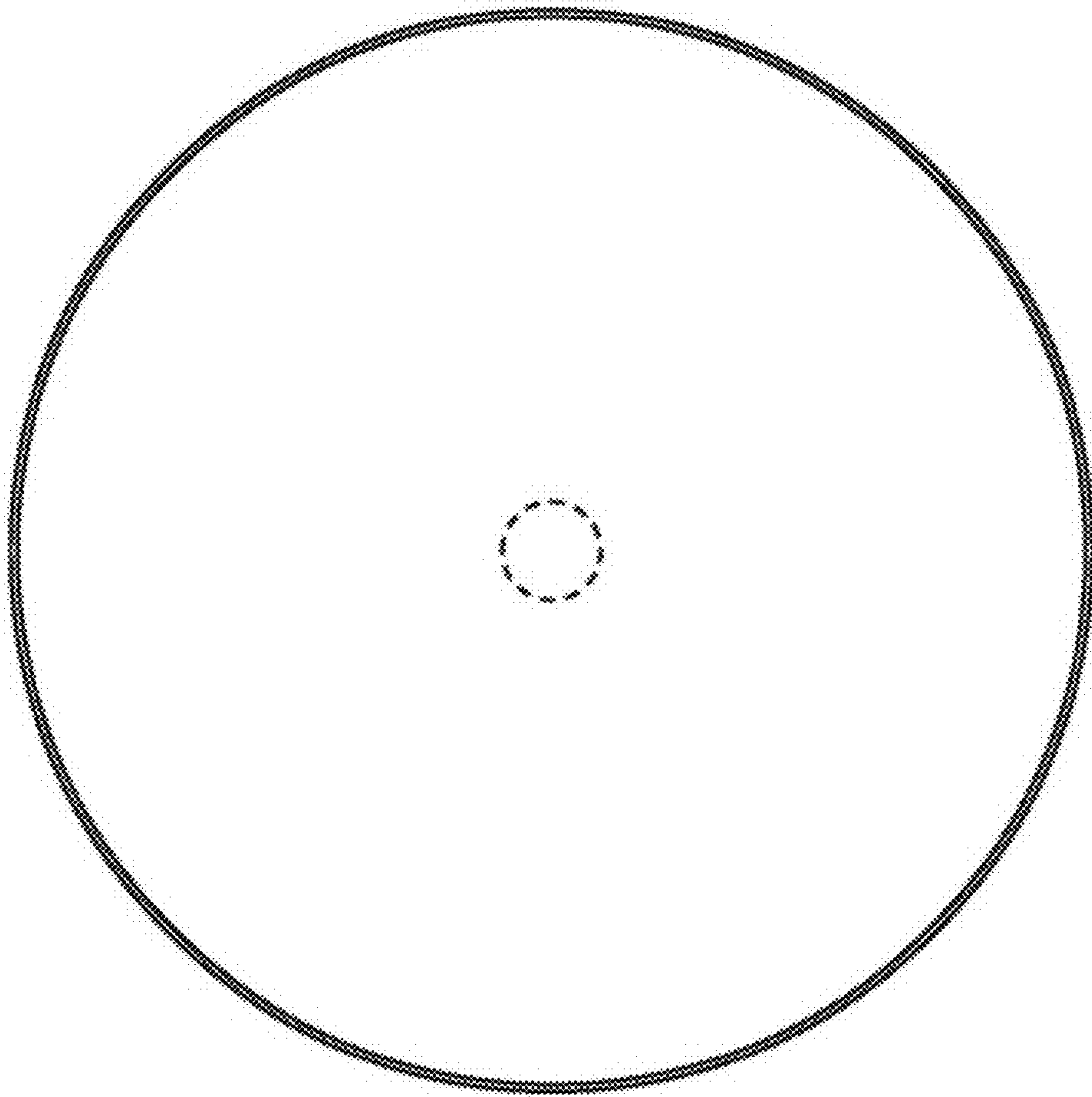
1.1




1.2




1.3



1.4



1.5



1.6



1.7

