



US00D847395S

(12) **United States Design Patent** (10) **Patent No.:** **US D847,395 S**  
**Tremaine et al.** (45) **Date of Patent:** **\*\* Apr. 30, 2019**

- (54) **LIGHTING FIXTURE**
- (71) Applicant: **QTran, Inc.**, Milford, CT (US)
- (72) Inventors: **John M. Tremaine**, New Canaan, CT (US); **Adrian R. Teschemaker**, West Haven, CT (US); **Irving M. Heredia**, New Britain, CT (US)
- (73) Assignee: **QTran, Inc.**, Milford, CT (US)
- (\*\*) Term: **15 Years**
- (21) Appl. No.: **29/604,626**
- (22) Filed: **May 18, 2017**

**Related U.S. Application Data**

- (63) Continuation of application No. 15/353,659, filed on Nov. 16, 2016, now abandoned.
- (51) **LOC (11) Cl.** ..... **26-04**
- (52) **U.S. Cl.**  
USPC ..... **D26/76**
- (58) **Field of Classification Search**  
USPC ..... D26/76, 78, 79, 80, 81, 82, 83, 85, 86, D26/88, 90, 93, 111, 113, 118, 119, 120, D26/121, 122, 138, 139, 140, 141, 142, D26/152  
CPC ..... F21S 2/00; F21S 4/00; F21S 4/003; F21S 4/005; F21S 4/006; F21S 4/007; F21S 4/008; F21S 6/00; F21S 8/00; F21S 8/024; F21S 8/026; F21S 8/031; F21S 8/033; F21S 8/035–8/037; F21S 8/04; F21S 8/043; F21S 8/063  
See application file for complete search history.

(56) **References Cited**

**U.S. PATENT DOCUMENTS**

- D348,947 S \* 7/1994 Holcomb ..... D26/76
- D520,667 S \* 5/2006 Jae-Sung ..... D26/25

- D569,025 S \* 5/2008 Hakamada ..... D26/74
- D569,027 S \* 5/2008 Hakamada ..... D26/76
- D580,583 S \* 11/2008 Pfund ..... D26/76
- D583,496 S \* 12/2008 Kuo ..... D26/76
- D599,945 S \* 9/2009 Pfund ..... D26/76
- D602,627 S \* 10/2009 Lasthein ..... D26/76
- D603,548 S \* 11/2009 Pei ..... D26/76
- D624,229 S \* 9/2010 Adolph ..... D26/76
- D690,452 S \* 9/2013 Payne ..... D26/80
- D695,443 S \* 12/2013 Kaule ..... D26/76
- D747,539 S \* 1/2016 Santoro ..... D26/120
- D766,487 S \* 9/2016 Cai ..... D26/76
- D774,682 S \* 12/2016 Chen ..... D26/85
- D785,229 S \* 4/2017 Noh ..... D26/76
- D787,107 S \* 5/2017 Burmeister ..... D26/76

(Continued)

*Primary Examiner* — Natasha Vujcic

(74) *Attorney, Agent, or Firm* — Ware, Fressola, Maguire & Barber LLP

(57) **CLAIM**

The ornamental design for a lighting fixture, as shown and described.

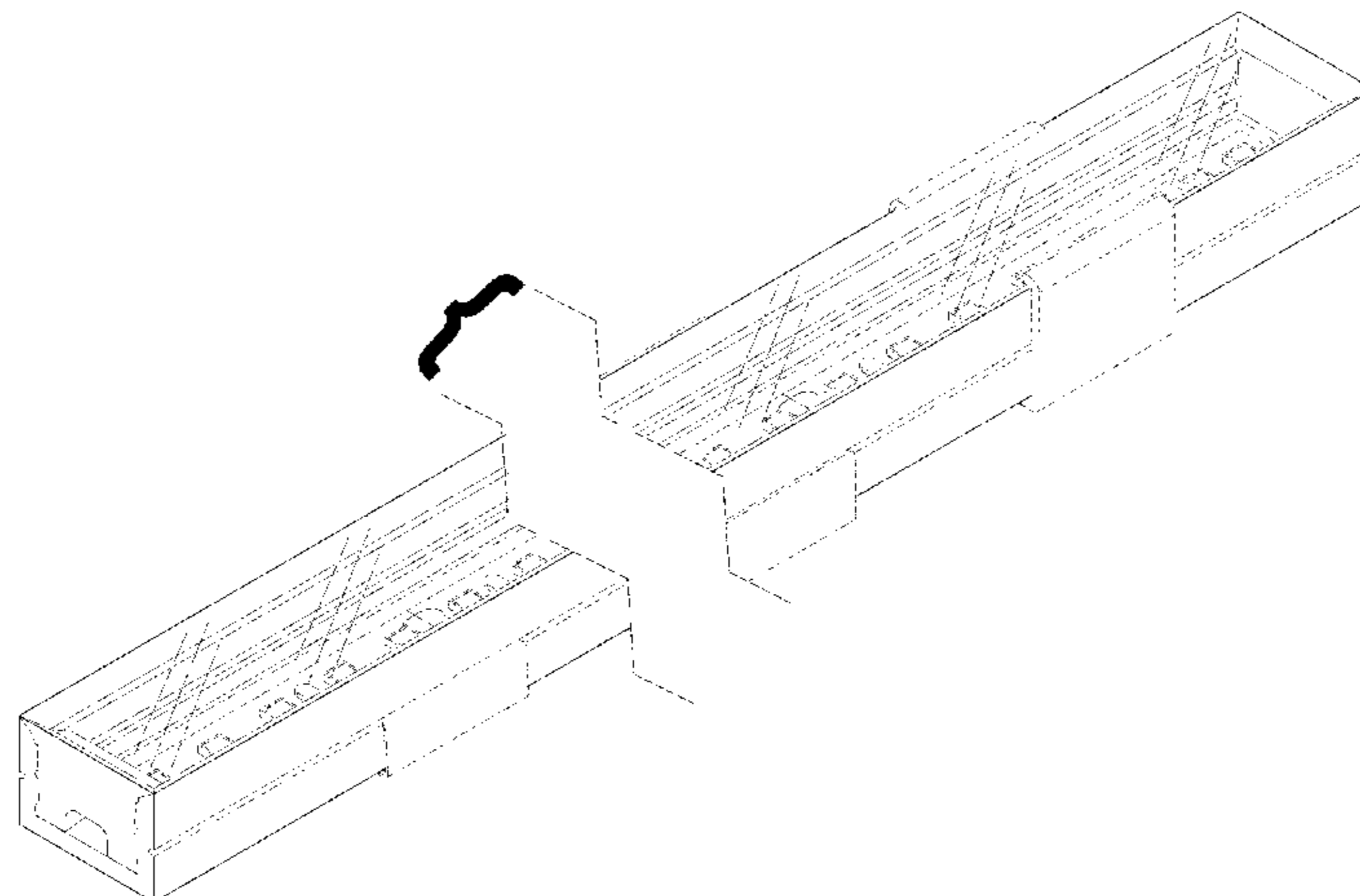
**DESCRIPTION**

FIG. 1 is a top perspective view of a lighting fixture showing our new design;  
FIG. 2 is a front elevational view thereof;  
FIG. 3 is a rear elevational view thereof;  
FIG. 4 is a top plan view thereof;  
FIG. 5 is a bottom plan view thereof; and,  
FIG. 6 is a top perspective view of an alternative exemplary lighting fixture showing our new design having a translucent filing.

The lighting fixture is shown with a symbolic break in its length. The appearance of any portion of the lighting fixture between the jagged break lines forms no part of the claimed design.

The broken lines in the drawings illustrate portions of the lighting fixture which forms no part of the claimed design.

**1 Claim, 6 Drawing Sheets**



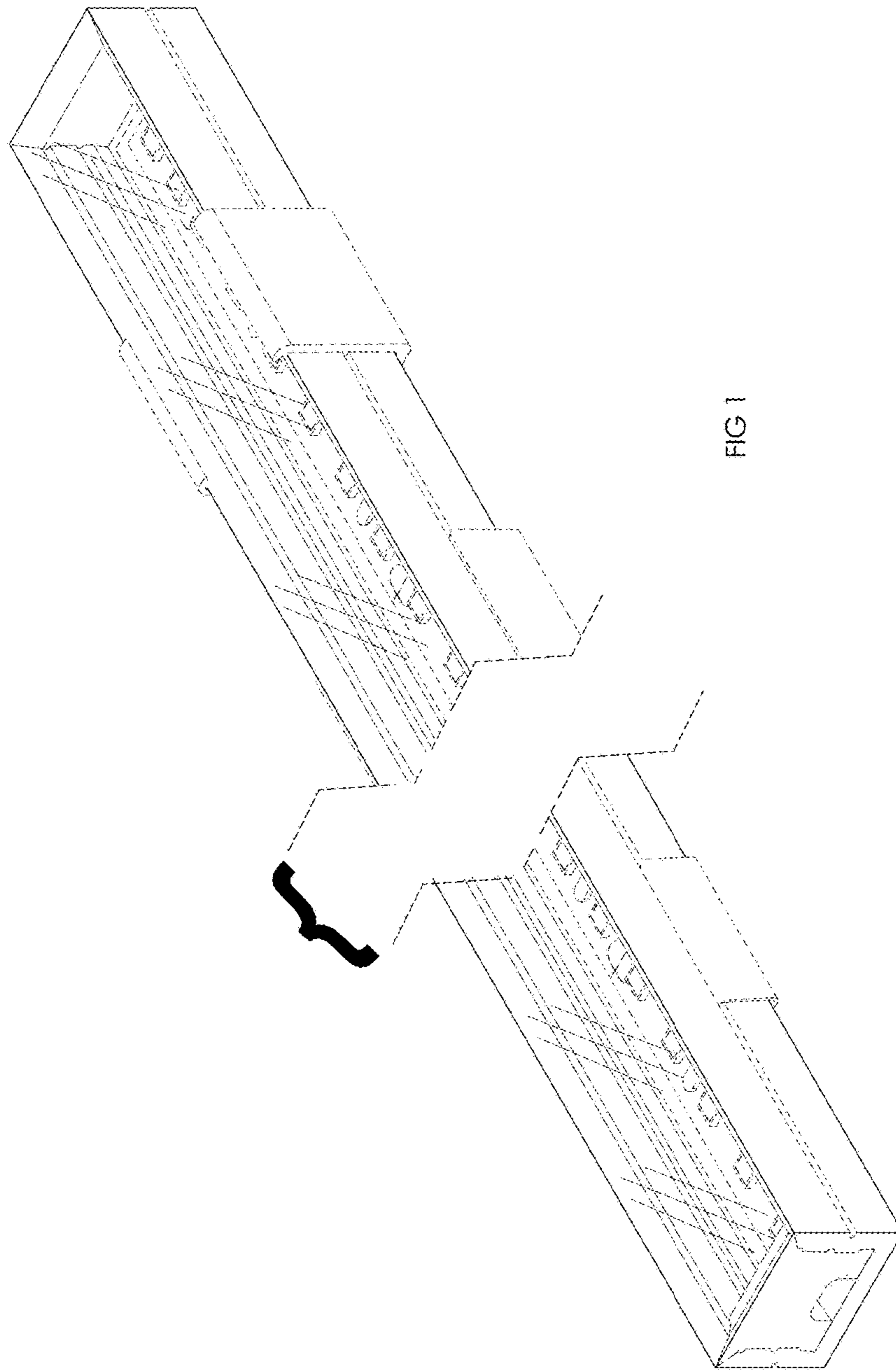
(56)

**References Cited**

U.S. PATENT DOCUMENTS

D805,235 S *	12/2017	Waldmann	.....	D26/76
2010/0214770 A1 *	8/2010	Anderson	.....	F21V 3/00
				362/133
2012/0218757 A1 *	8/2012	Gill	.....	F21V 15/015
				362/235

\* cited by examiner



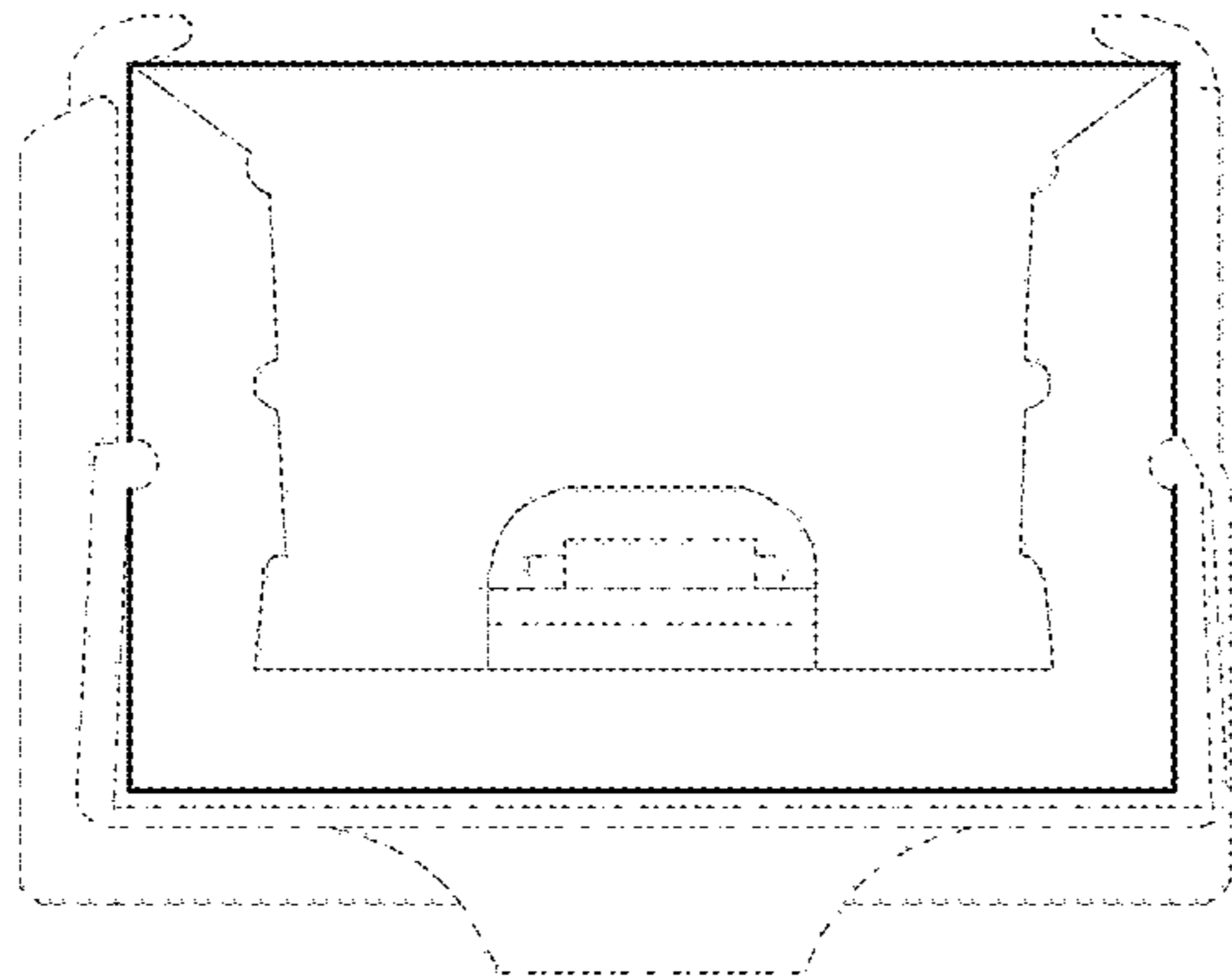


FIG 2

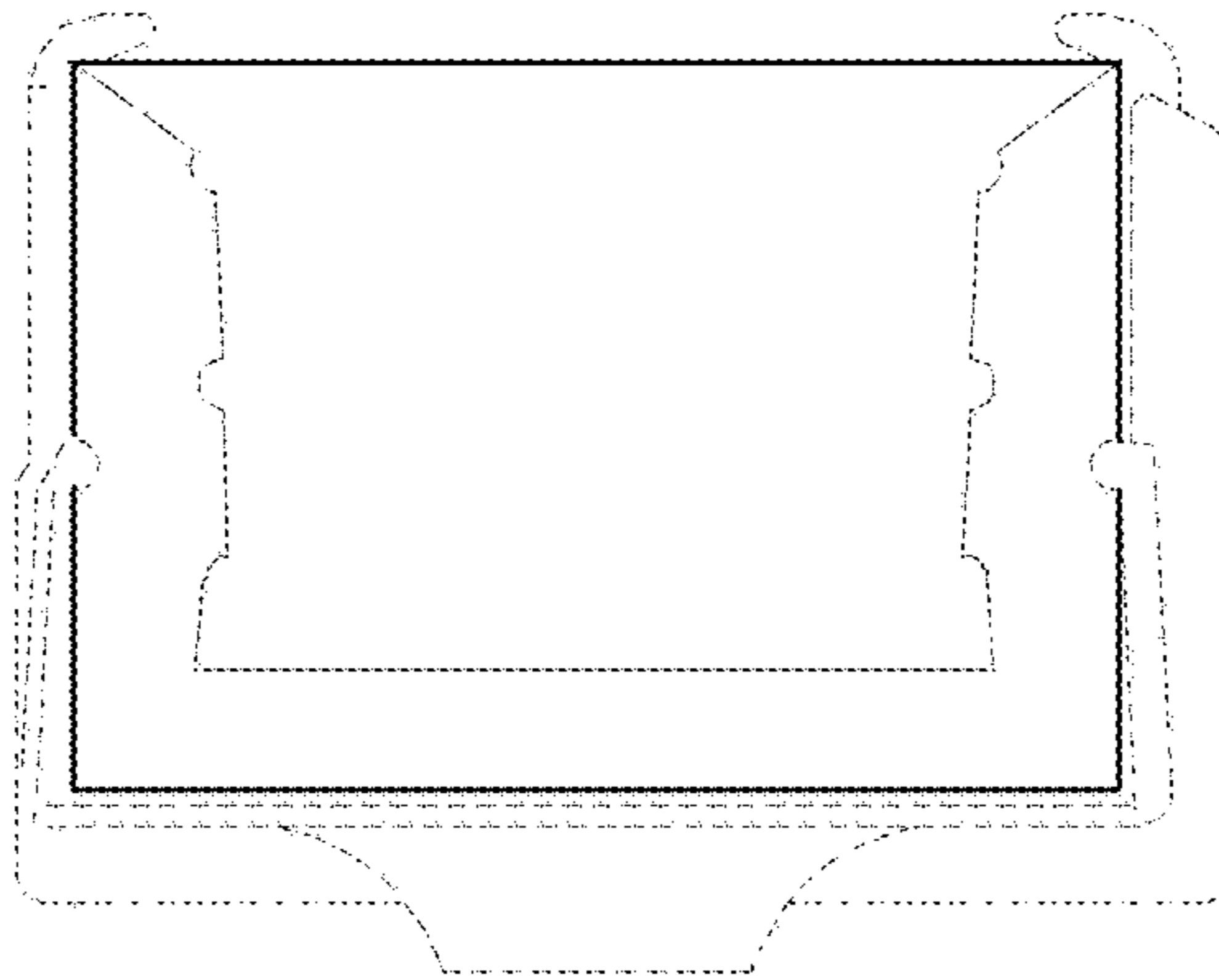


FIG 3

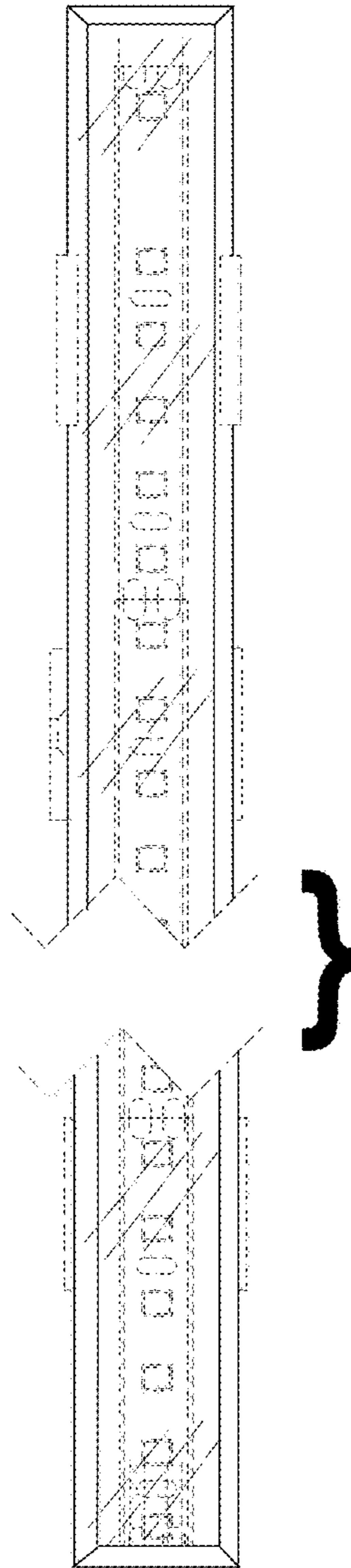


FIG 4

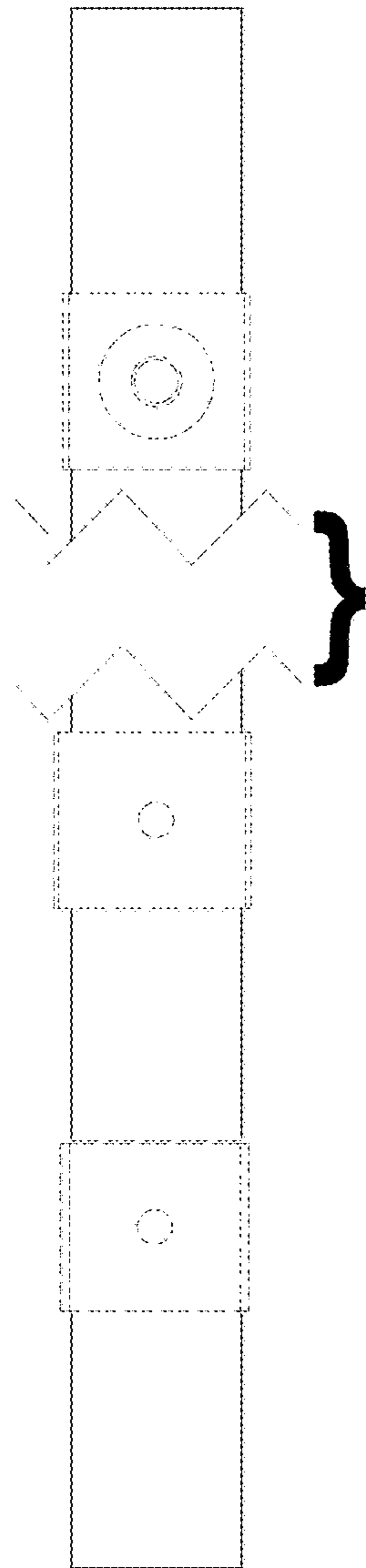


FIG 5

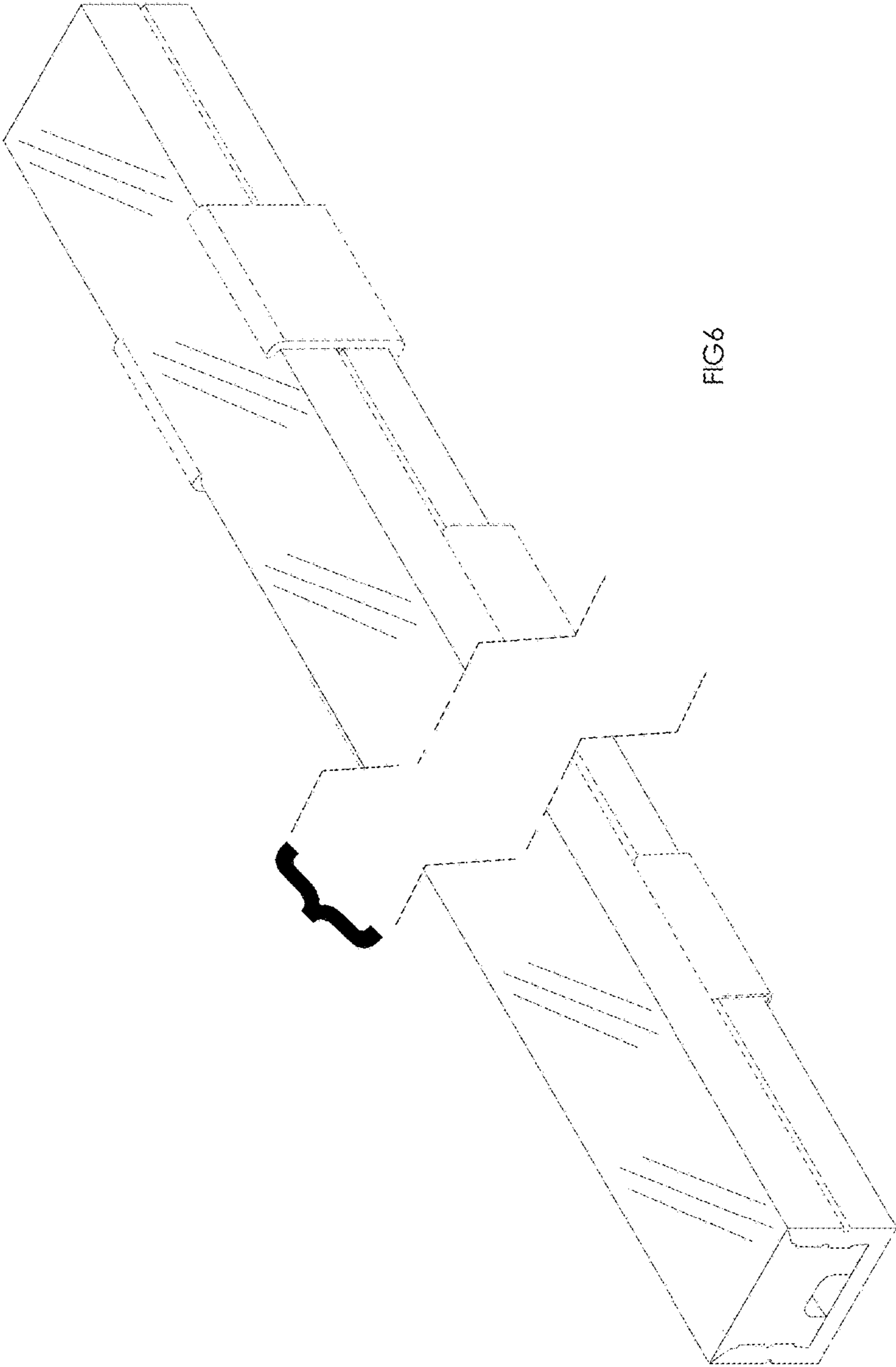


FIG 6