



US00D847388S

(12) **United States Design Patent**
Bernardi

(10) **Patent No.:** **US D847,388 S**
(45) **Date of Patent:** **** Apr. 30, 2019**

(54) **HEADLIGHT FOR A VEHICLE**

D570,007 S * 5/2008 Hsu D26/28

(71) Applicant: **Jaguar Land Rover Limited**, Whitley,
Coventry (GB)

* cited by examiner

(72) Inventor: **Florentin Bernardi**, Coventry (GB)

Primary Examiner — Marcus A Jackson

(73) Assignee: **Jaguar Land Rover Limited**, Whitley,
Coventry (GB)

(74) *Attorney, Agent, or Firm* — Wood Herron & Evans
LLP

(**) Term: **15 Years**

(57) **CLAIM**

(21) Appl. No.: **29/600,826**

The ornamental design for a headlight for a vehicle, as
shown and described.

(22) Filed: **Apr. 17, 2017**

DESCRIPTION

(30) **Foreign Application Priority Data**

Oct. 17, 2016 (EM) 003422179-0001
Oct. 17, 2016 (EM) 003422179-0002
Oct. 17, 2016 (EM) 003422179-0003

FIG. 1 is a front left perspective view of a head light for a
vehicle according to the present invention.

(51) **LOC (11) Cl.** **26-06**

FIG. 2 is a front right perspective view of the head light
shown in FIG. 1.

(52) **U.S. Cl.**

USPC **D26/28**

FIG. 3 is a rear left perspective view thereof.

(58) **Field of Classification Search**

USPC D26/28-36

CPC F21S 48/00; F21S 48/10; F21S 48/115;
F21S 48/225; F21S 48/1233; F21S
48/1266; F21S 48/1388; F21S 48/2268;
F21V 21/04; B60Q 9/13; B60Q 9/135;
B60Q 9/1375

FIG. 4 is a rear right perspective view thereof.

See application file for complete search history.

FIG. 5 is a front view thereof.

FIG. 6 is a rear view thereof.

FIG. 7 is a left side view thereof.

FIG. 8 is a right side view thereof.

FIG. 9 is a top view thereof; and,

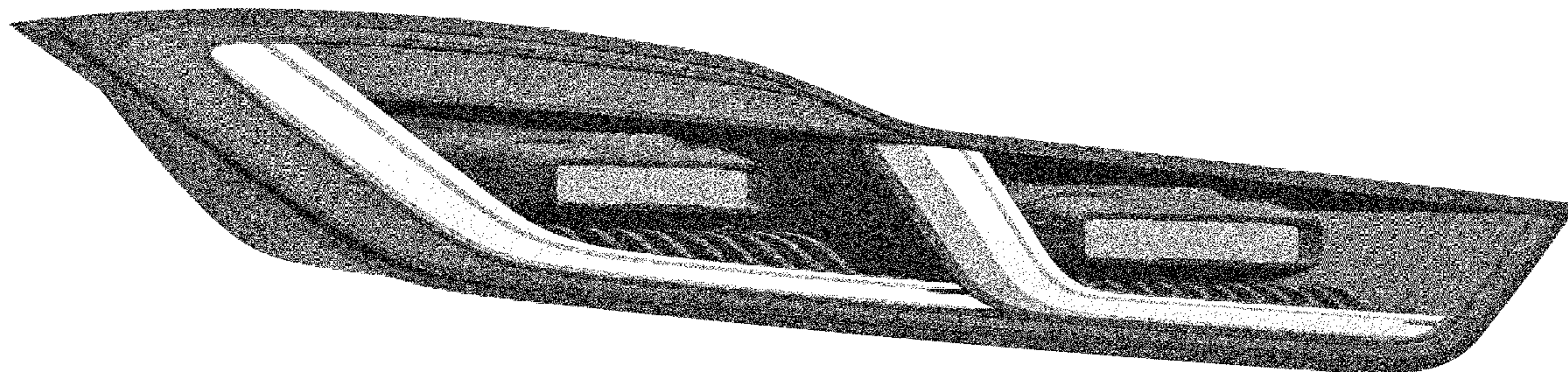
FIG. 10 is a front left perspective view of the head light
shown in FIGS. 1-9, mounted on a vehicle, with the vehicle
shown in de-emphasized and half-tone portions so as to
illustrate environmental structure. These portions form no
part of the claimed invention. More particularly, in FIG. 10,
the inventive head light is shown within the broken line, and
the elements shown outside of the broken line form no part
of the claimed invention, but are instead included to show
environmental aspects thereof.

(56) **References Cited**

U.S. PATENT DOCUMENTS

D538,956 S * 3/2007 Ishii D26/28
D544,114 S * 6/2007 Ohta D26/28
D561,358 S * 2/2008 Tachibana D26/28

1 Claim, 10 Drawing Sheets



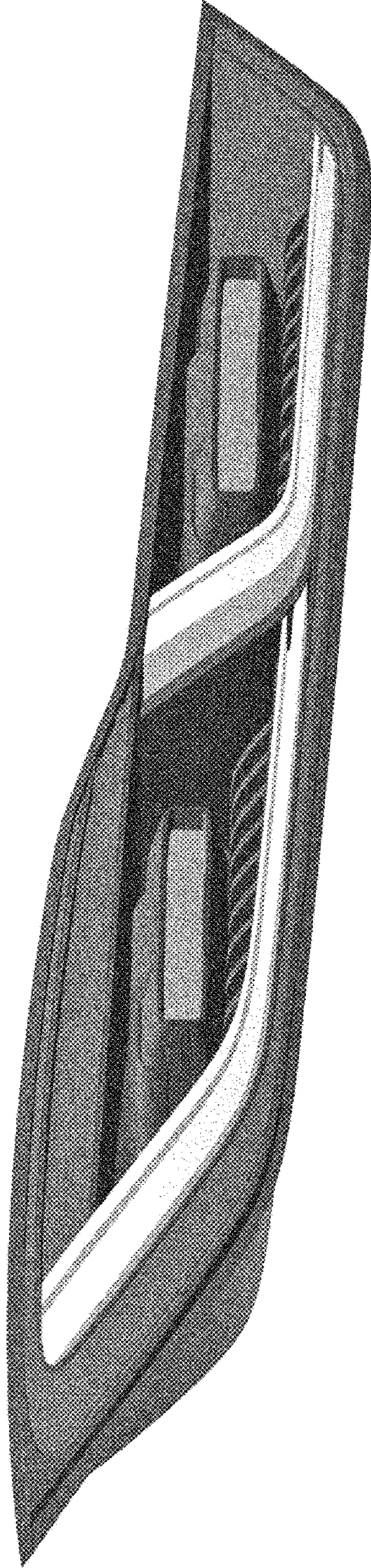


FIG. 1




FIG. 2




FIG. 3

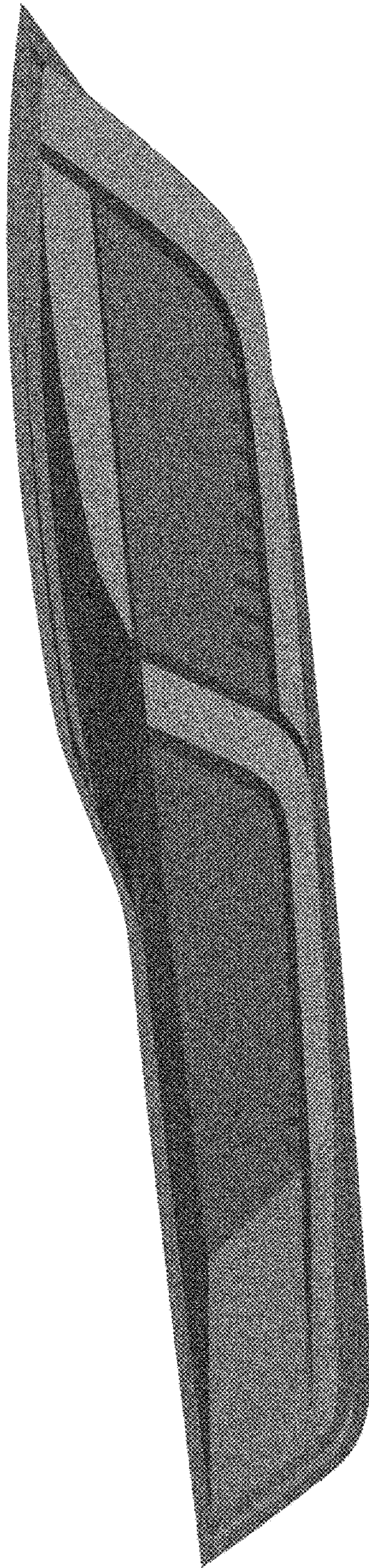


FIG. 4

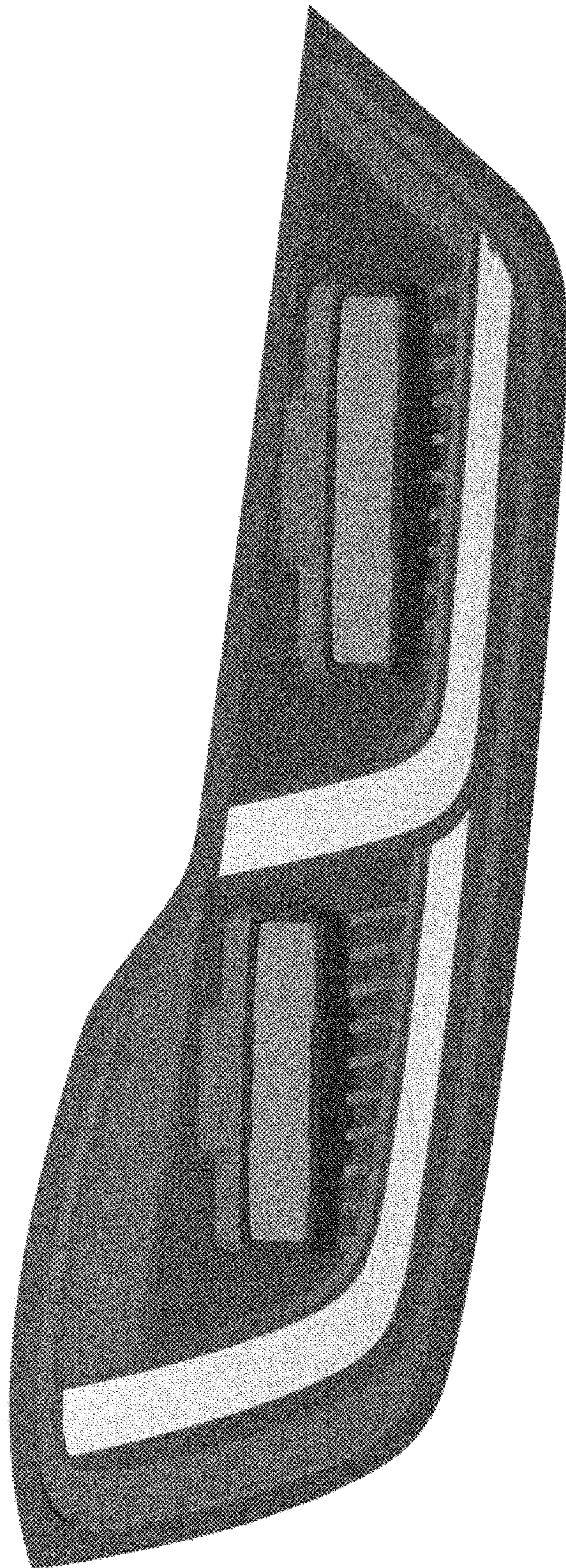


FIG. 5

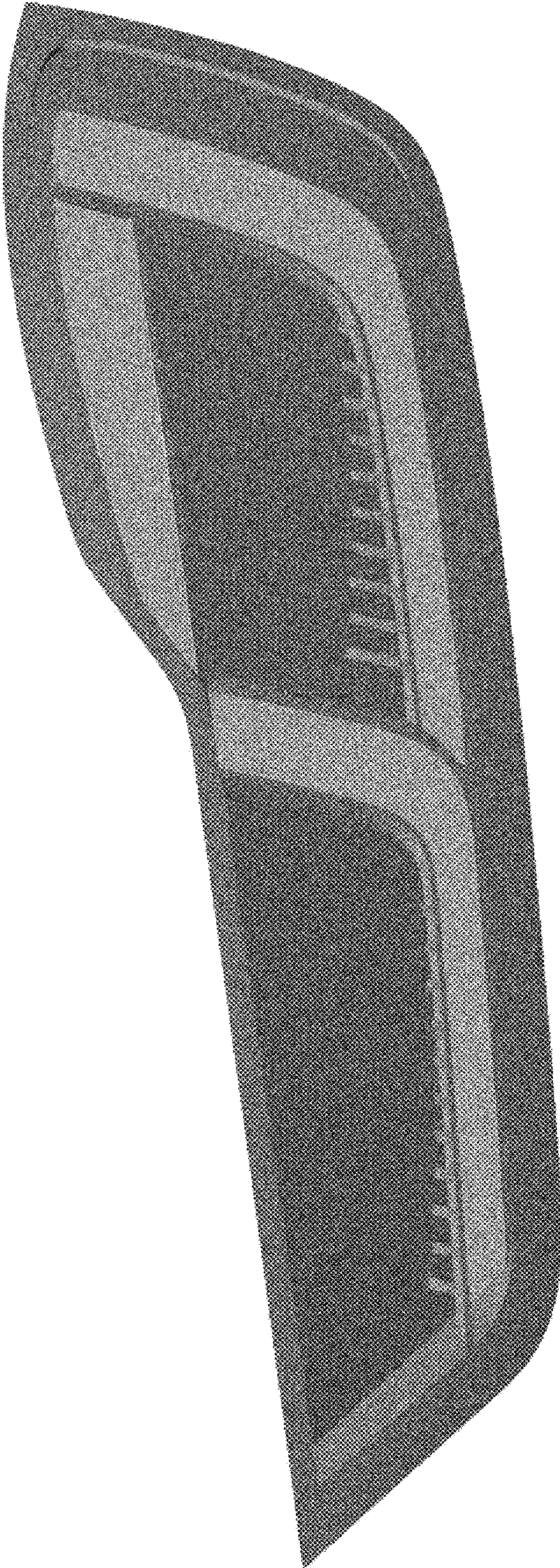


FIG. 6

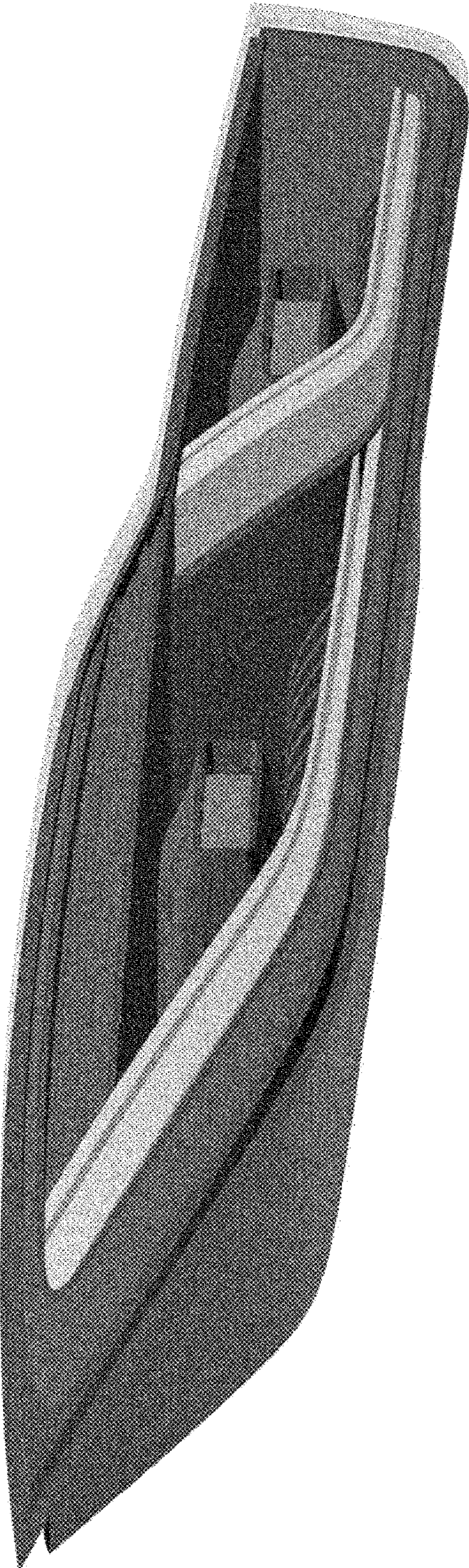


FIG. 7

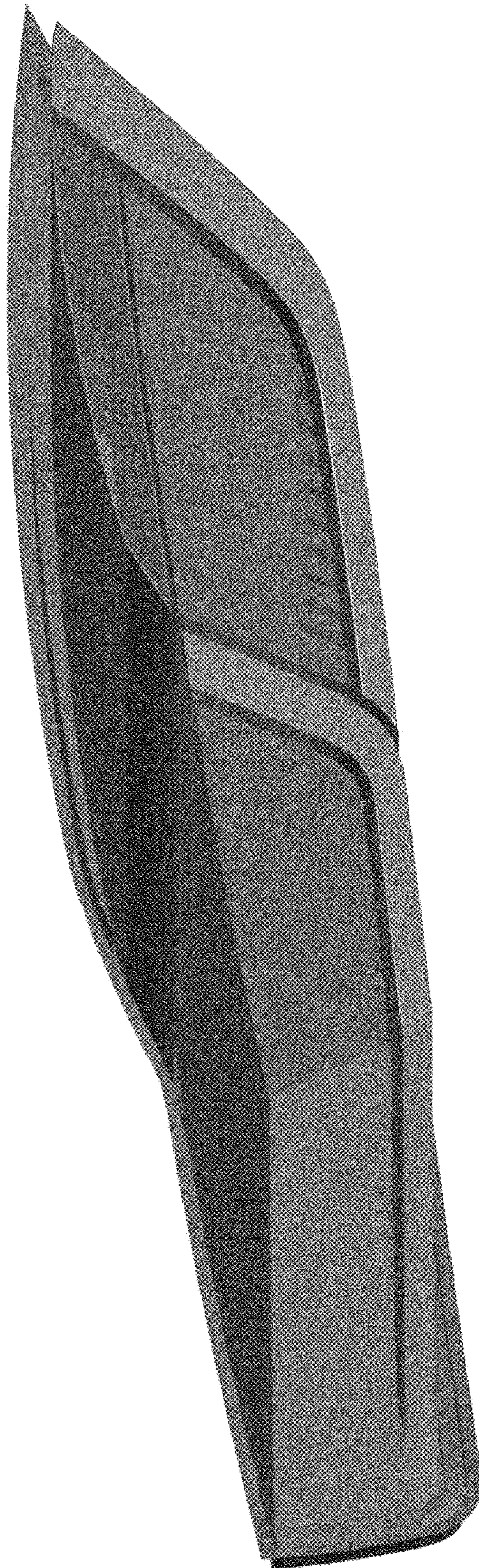


FIG. 8




FIG. 9



FIG. 10