



US00D847387S

(12) **United States Design Patent** (10) **Patent No.:** **US D847,387 S**
Thomas (45) **Date of Patent:** **** Apr. 30, 2019**

(54) **TAIL LAMP**

D553,269 S * 10/2007 Pfeiffer D26/28
D560,292 S * 1/2008 Sato D26/28
D565,211 S * 3/2008 Haller D26/28

(71) Applicant: **Jaguar Land Rover Limited**, Whitley, Coventry (GB)

* cited by examiner

(72) Inventor: **Gareth Thomas**, Coventry (GB)

Primary Examiner — Marcus A Jackson

(73) Assignee: **Jaguar Land Rover Limited**, Whitley, Coventry (GB)

(74) *Attorney, Agent, or Firm* — Wood Herron & Evans LLP

(**) Term: **15 Years**

(21) Appl. No.: **29/591,470**

(57) **CLAIM**

(22) Filed: **Jan. 20, 2017**

The ornamental design for a tail lamp, as shown and described.

(30) **Foreign Application Priority Data**

Jul. 20, 2016 (EM) 003313444-0001
Aug. 18, 2016 (EM) 003345610-0007
Aug. 18, 2016 (EM) 003345610-0008

DESCRIPTION

(51) **LOC (11) Cl.** **26-06**

FIG. 1 is a front view of a tail lamp for a vehicle according to the present invention.

(52) **U.S. Cl.**

FIG. 2 is a right side view thereof.

USPC **D26/28**

FIG. 3 is a front left perspective view thereof.

(58) **Field of Classification Search**

USPC D26/28-36

FIG. 4 is a front right perspective view thereof.

CPC F21S 48/00; F21S 48/10; F21S 48/115;

FIG. 5 is a rear right perspective view thereof; and,

F21S 48/225; F21S 48/1233; F21S

FIG. 6 is a front right perspective view of the tail lamp

48/1266; F21S 48/1388; F21S 48/2268;

shown in FIGS. 1-5, with the tail lamp mounted on a vehicle

F21V 21/04; B60Q 9/13; B60Q 9/135;

shown in de-emphasized and halftone portions so as to

B60Q 9/1375

illustrate environmental structure. These portions form no

See application file for complete search history.

part of the claimed invention. More particularly, in FIG. 6,

(56) **References Cited**

the tail lamp of the present invention is shown within the

U.S. PATENT DOCUMENTS

broken lines, and any elements shown outside of the broken


D549,363 S * 8/2007 Pfeiffer D26/28

lines form no part of the claimed invention, but are instead

D553,268 S * 10/2007 Pfeiffer D26/28

included to show environment.

1 Claim, 6 Drawing Sheets






FIG. 1

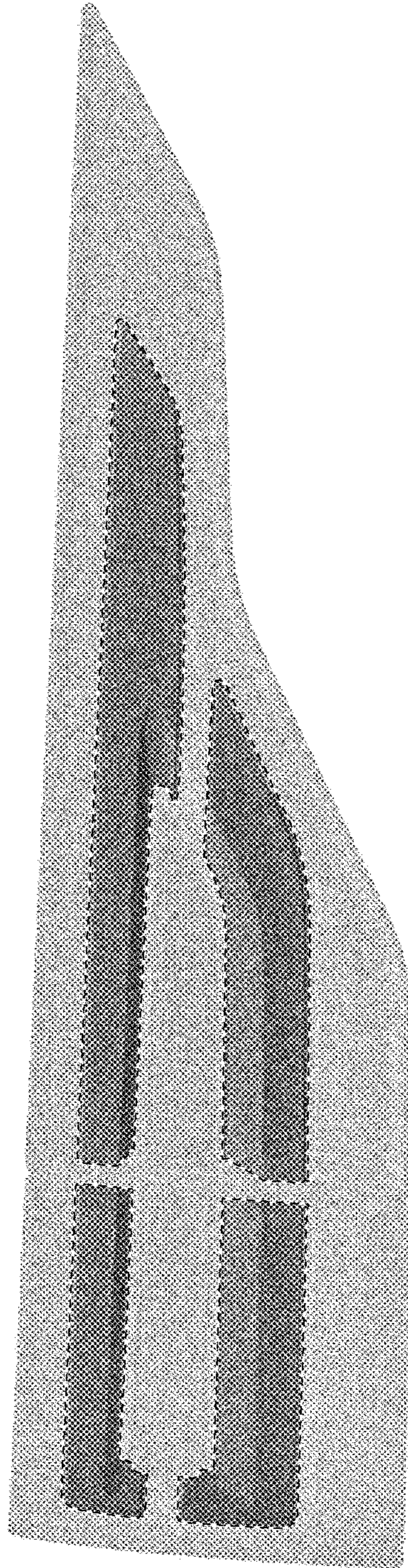


FIG. 2




FIG. 3




FIG. 4




FIG. 5




FIG. 6