



US00D847386S

(12) **United States Design Patent** (10) **Patent No.:** **US D847,386 S**  
**Lai** (45) **Date of Patent:** **\*\* \*Apr. 30, 2019**

(54) **VEHICLE HEADLIGHT**  
(71) Applicant: **Ching-Tsung Lai**, Tainan (TW)  
(72) Inventor: **Ching-Tsung Lai**, Tainan (TW)  
(\* ) Notice: This patent is subject to a terminal disclaimer.  
(\*\* ) Term: **14 Years**  
(21) Appl. No.: **29/500,304**  
(22) Filed: **Aug. 25, 2014**  
(51) **LOC (11) Cl.** ..... **29-06**  
(52) **U.S. Cl.**  
USPC ..... **D26/28**  
(58) **Field of Classification Search**  
USPC ..... D26/28-36; 362/459-476, 485-487,  
362/543-549; D12/163, 170, 171  
CPC .... F21S 48/00; F21S 8/10; F21S 48/10; F21S  
48/1195  
See application file for complete search history.

D721,450 S \* 1/2015 Lai ..... D26/28  
D723,724 S \* 3/2015 Johnson ..... D26/28  
D728,133 S \* 4/2015 Bieling ..... D26/28  
D733,344 S \* 6/2015 Mays ..... D26/28  
D738,008 S \* 9/2015 Gorsten Schuenemann .. D26/28  
D744,129 S \* 11/2015 Futschik ..... D26/28

\* cited by examiner  
*Primary Examiner* — Lakiya Rogers  
*Assistant Examiner* — Harold Blackwell, II  
(74) *Attorney, Agent, or Firm* — Alexander Chen, Esq.

(57) **CLAIM**

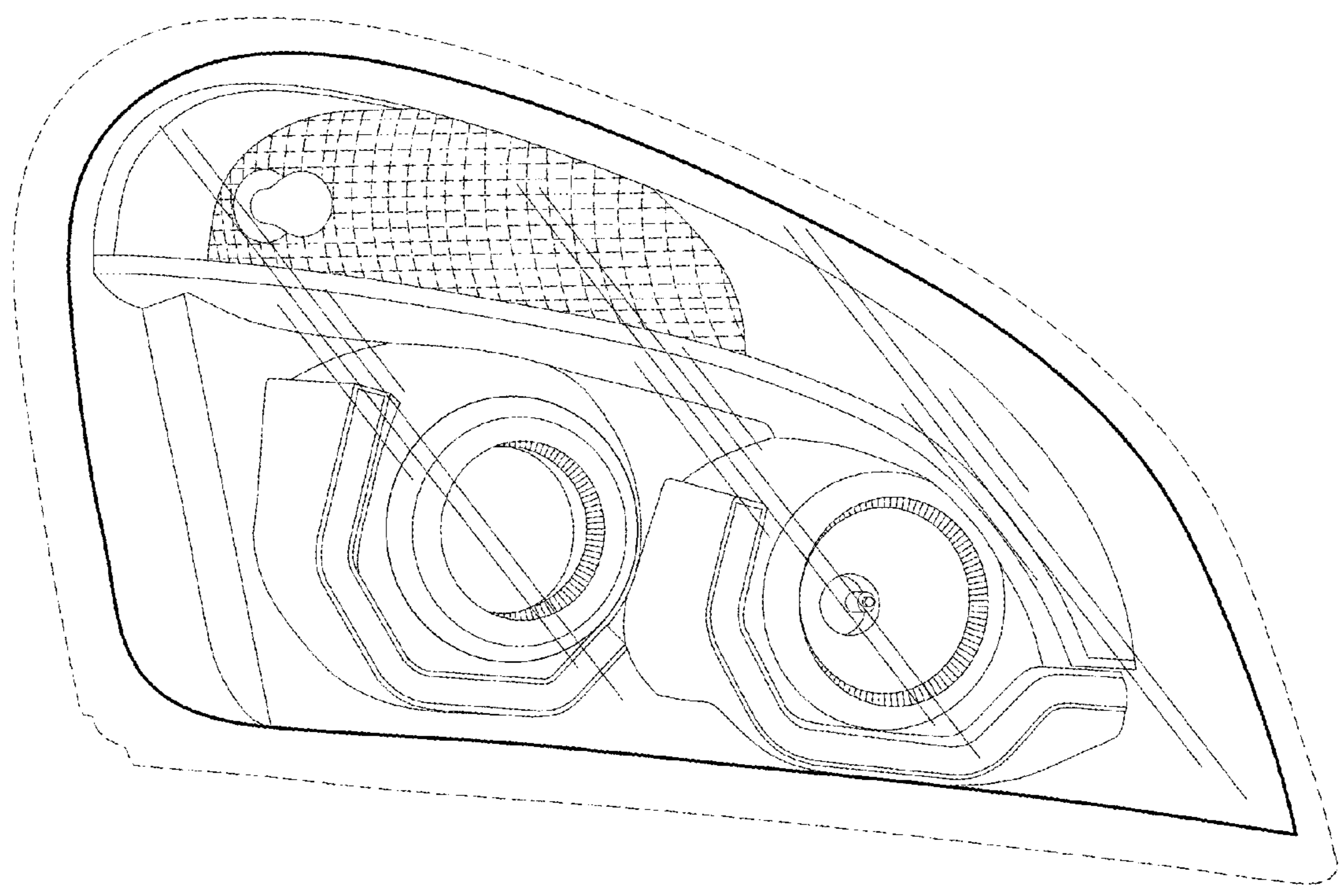
The ornamental design for a vehicle headlight, as shown and described.

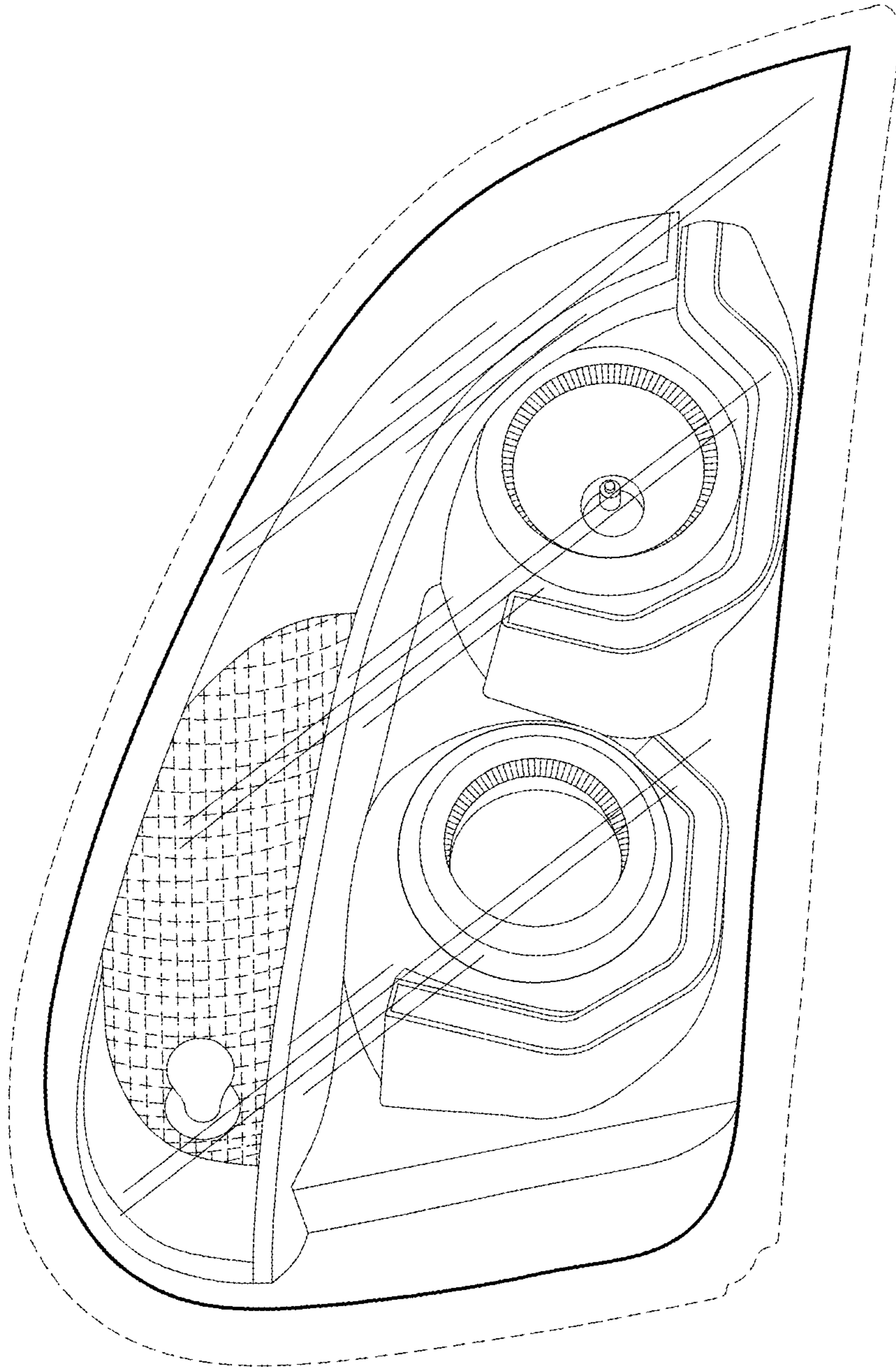
**DESCRIPTION**

FIG. 1 is a perspective view of an automotive front light unit. The drawings and descriptions represent the right side embodiment. The broken line portions shown in FIGS. 1-4 illustrate environmental subject matter only and form no part of the claimed design.  
FIG. 2 is a front view thereof;  
FIG. 3 is a side view thereof; and,  
FIG. 4 is a top side view thereof.

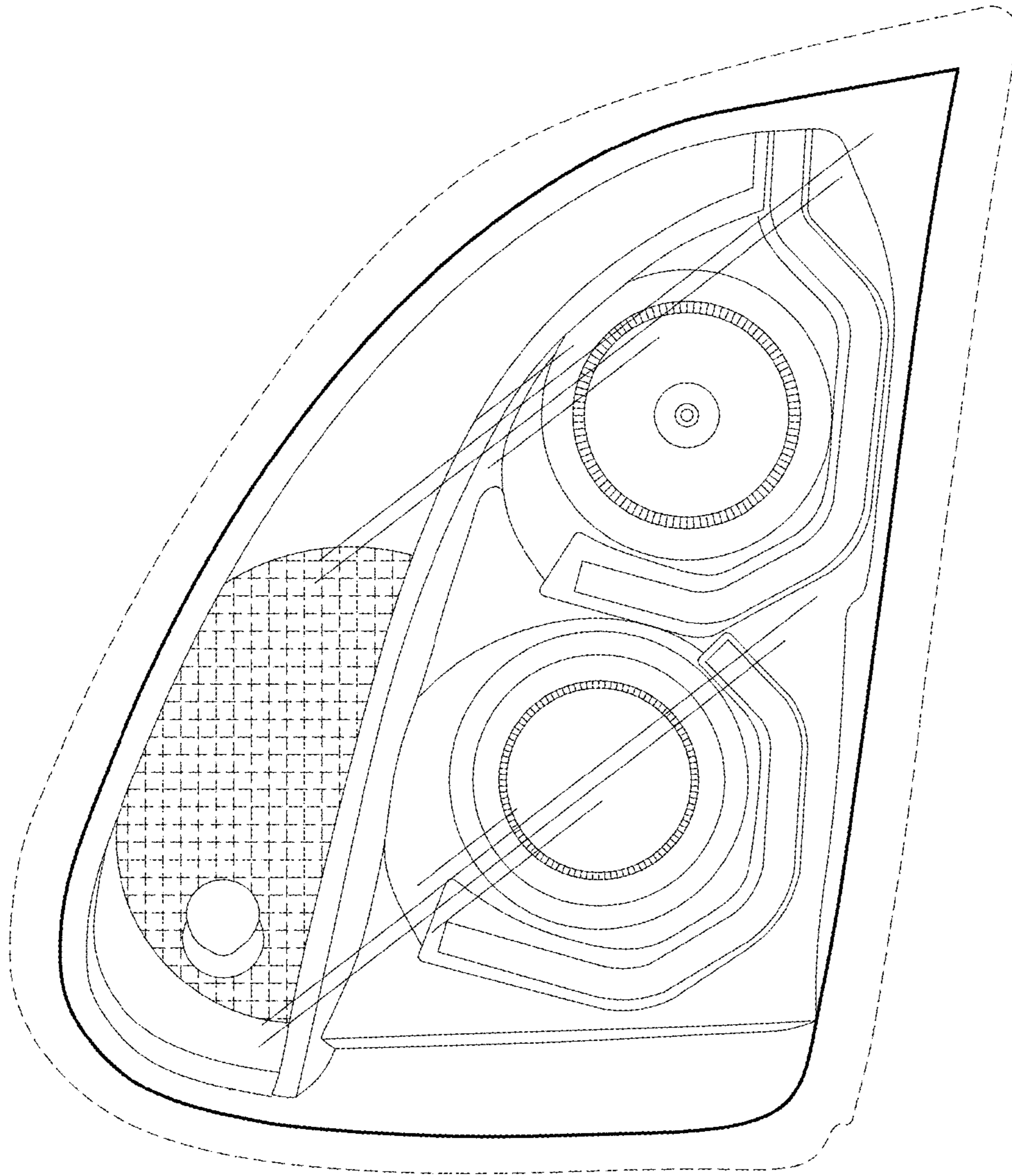
**1 Claim, 4 Drawing Sheets**

(56) **References Cited**  
U.S. PATENT DOCUMENTS  
D691,756 S \* 10/2013 Lai ..... D26/28  
D709,224 S \* 7/2014 Lai ..... D26/28

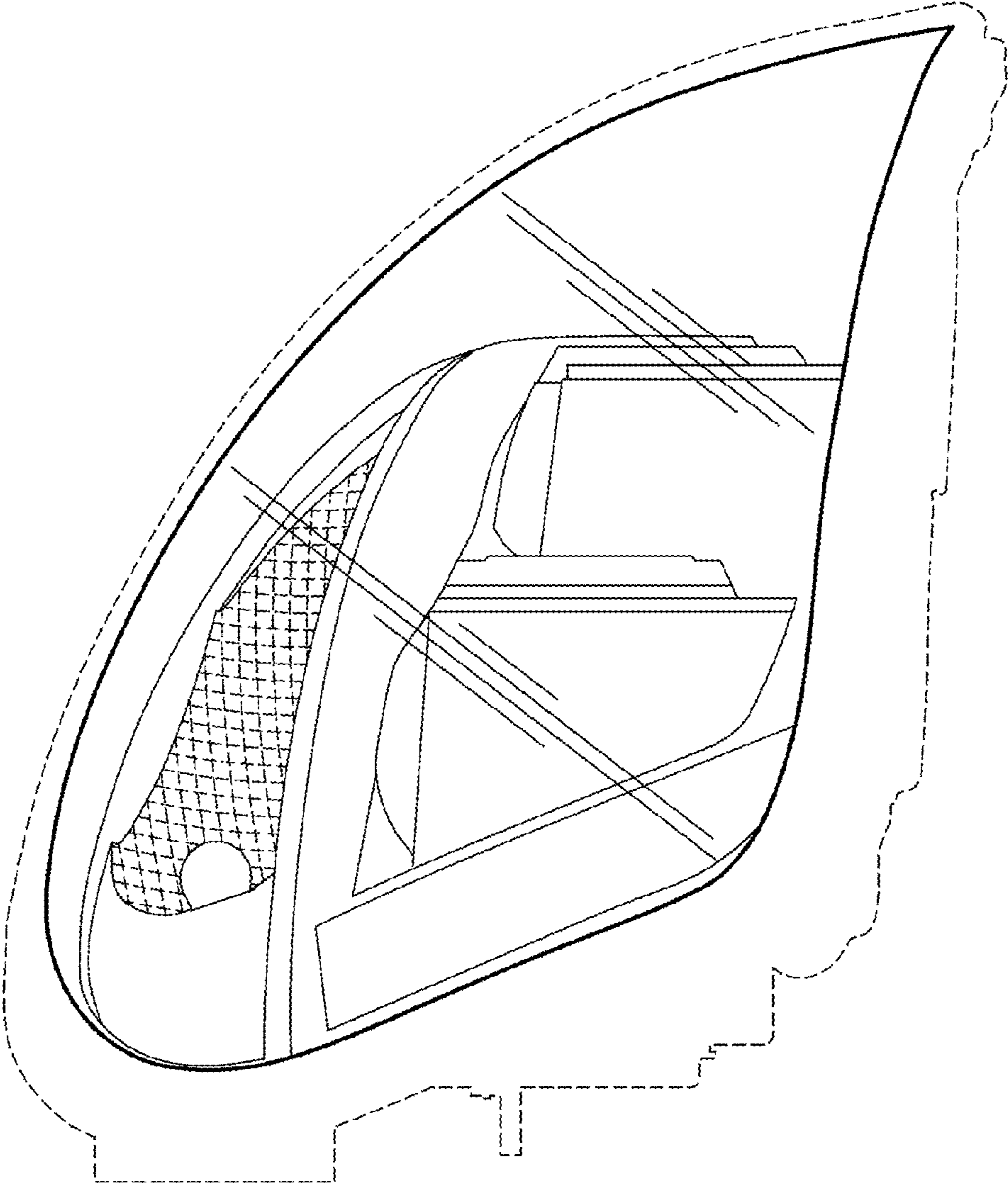




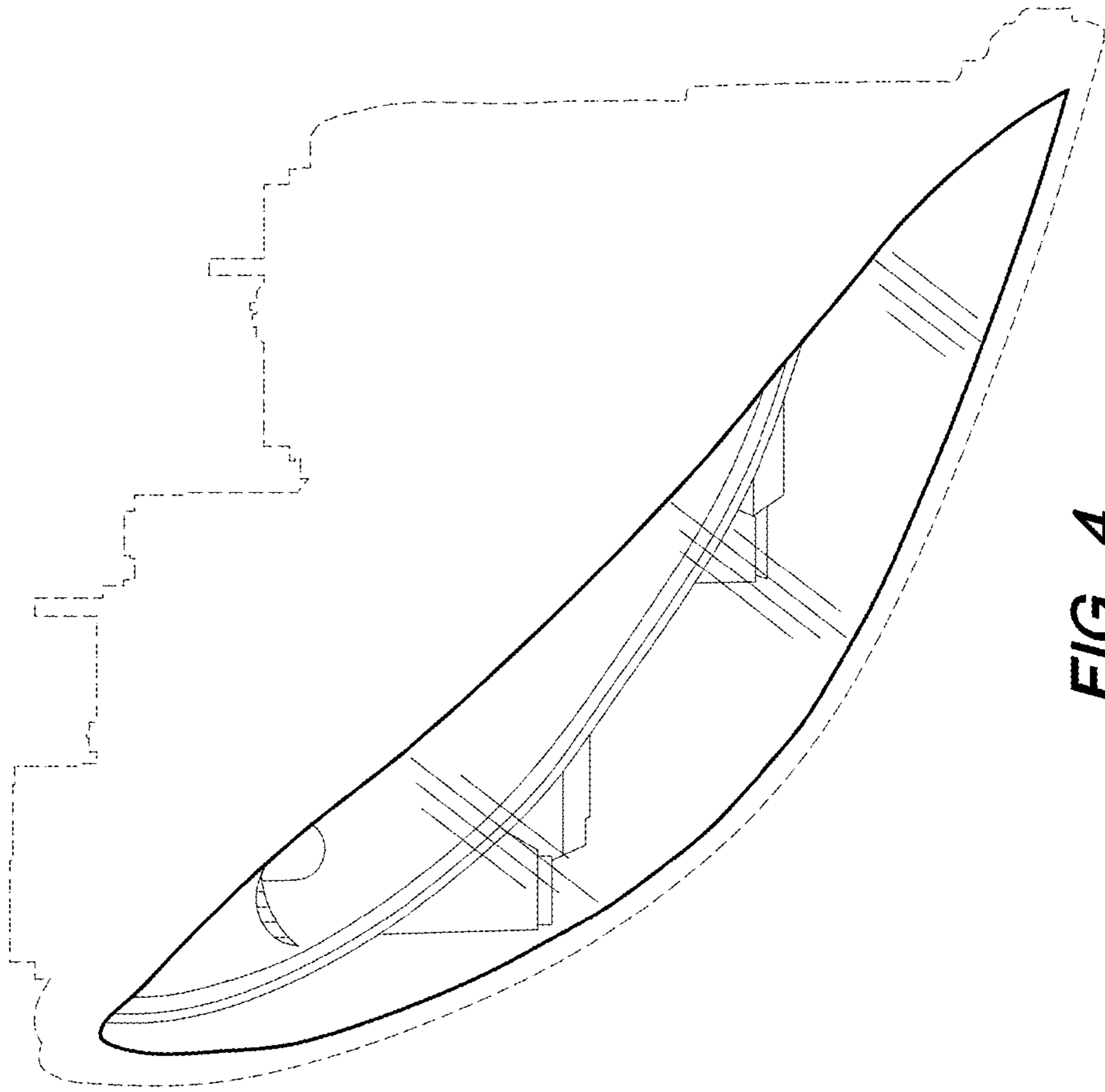
**FIG. 1**



**FIG. 2**



**FIG. 3**



**FIG. 4**