



US00D847379S

(12) **United States Design Patent**
Walsh

(10) **Patent No.:** **US D847,379 S**
(45) **Date of Patent:** **** Apr. 30, 2019**

(54) **LITE FOR DOORS AND ENTRYWAYS**

(71) Applicant: **Masonite Corporation**, Tampa, FL
(US)

(72) Inventor: **Jason Walsh**, Batavia, IL (US)

(73) Assignee: **Masonite Corporation**, Tampa, FL
(US)

(**) Term: **15 Years**

(21) Appl. No.: **29/616,302**

(22) Filed: **Sep. 5, 2017**

Related U.S. Application Data

(60) Continuation of application No. 29/557,340, filed on Mar. 8, 2016, now Pat. No. Des. 796,695, which is a division of application No. 29/473,510, filed on Nov. 22, 2013, now Pat. No. Des. 751,219, which is a division of application No. 29/411,456, filed on Jan. 20, 2012, now Pat. No. Des. 694,429.

(51) **LOC (11) Cl.** **25-01**

(52) **U.S. Cl.**
USPC **D25/111**; D25/103

(58) **Field of Classification Search**
USPC D25/48.3, 48.7, 103, 106, 109–111
CPC ... B44F 1/00; B44F 1/063; B44C 5/00; B44C 5/08; E06B 3/5892; E06B 3/6604; E06B 3/685
See application file for complete search history.

(56) **References Cited**

U.S. PATENT DOCUMENTS

286,434	A	10/1883	Herzog
D41,286	S	4/1911	McQuinn
1,612,054	A	12/1926	Rez
1,678,439	A	7/1928	Le Roy
1,741,917	A	12/1929	Brockett
4,619,850	A	10/1986	Charlton

D336,139	S	6/1993	Wilkening et al.
6,185,883	B1	2/2001	Howard
D478,674	S	8/2003	Lamberts
D482,132	S	11/2003	Alexander
D488,565	S	4/2004	Bresciani
6,736,534	B1	5/2004	Fite
D490,909	S	6/2004	Barnard
D559,409	S	1/2008	McCarthy
D589,158	S	3/2009	Hu
D627,083	S	11/2010	Walsh et al.
D664,676	S *	7/2012	Walsh D25/103
D669,196	S *	10/2012	Walsh D25/111

(Continued)

FOREIGN PATENT DOCUMENTS

MX 41348-0001 * 5/2014

OTHER PUBLICATIONS

<https://issuu.com/horner/docs/masonitecatalog> Jun. 25, 2012 (Year: 2012).*
<http://fliphtml5.com/ihdm/vfxi> 2018 (Year: 2018).*

Primary Examiner — Leanne Was-Englehart
(74) *Attorney, Agent, or Firm* — Berenato & White, LLC

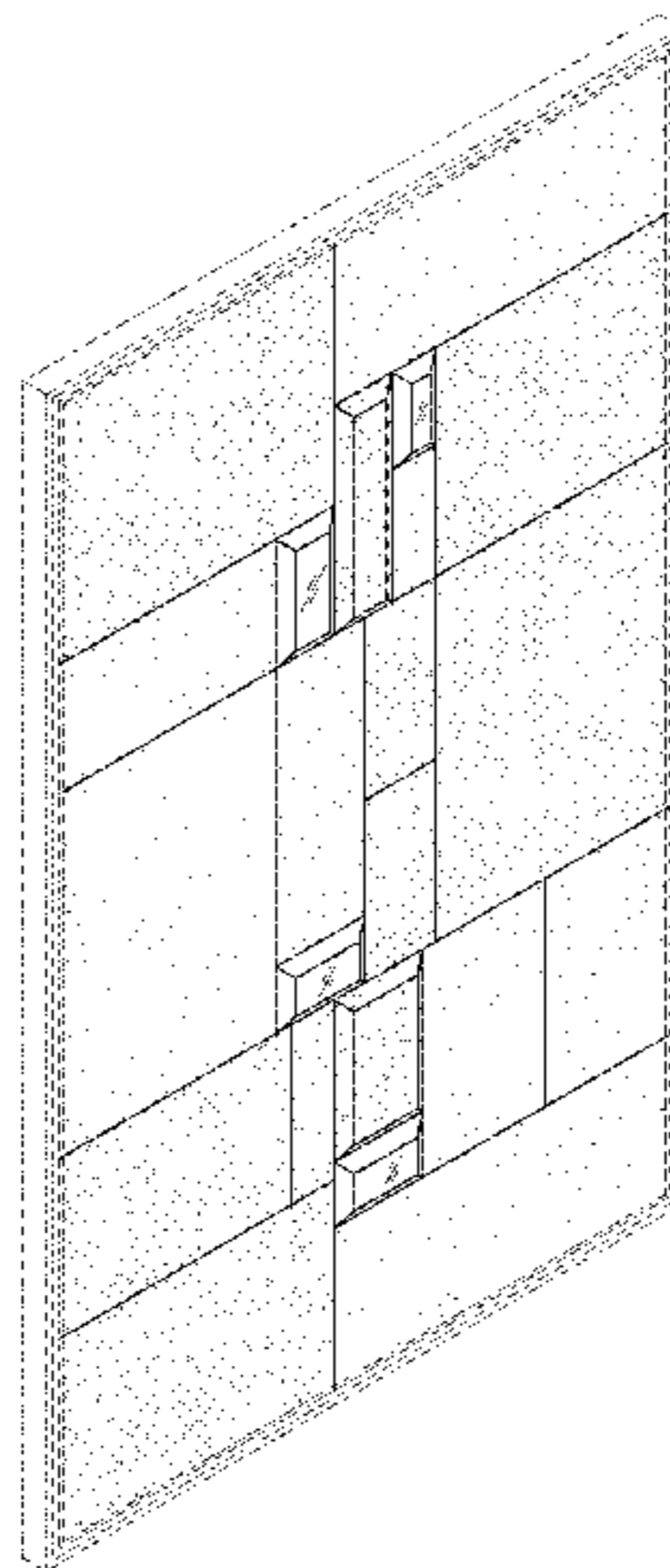
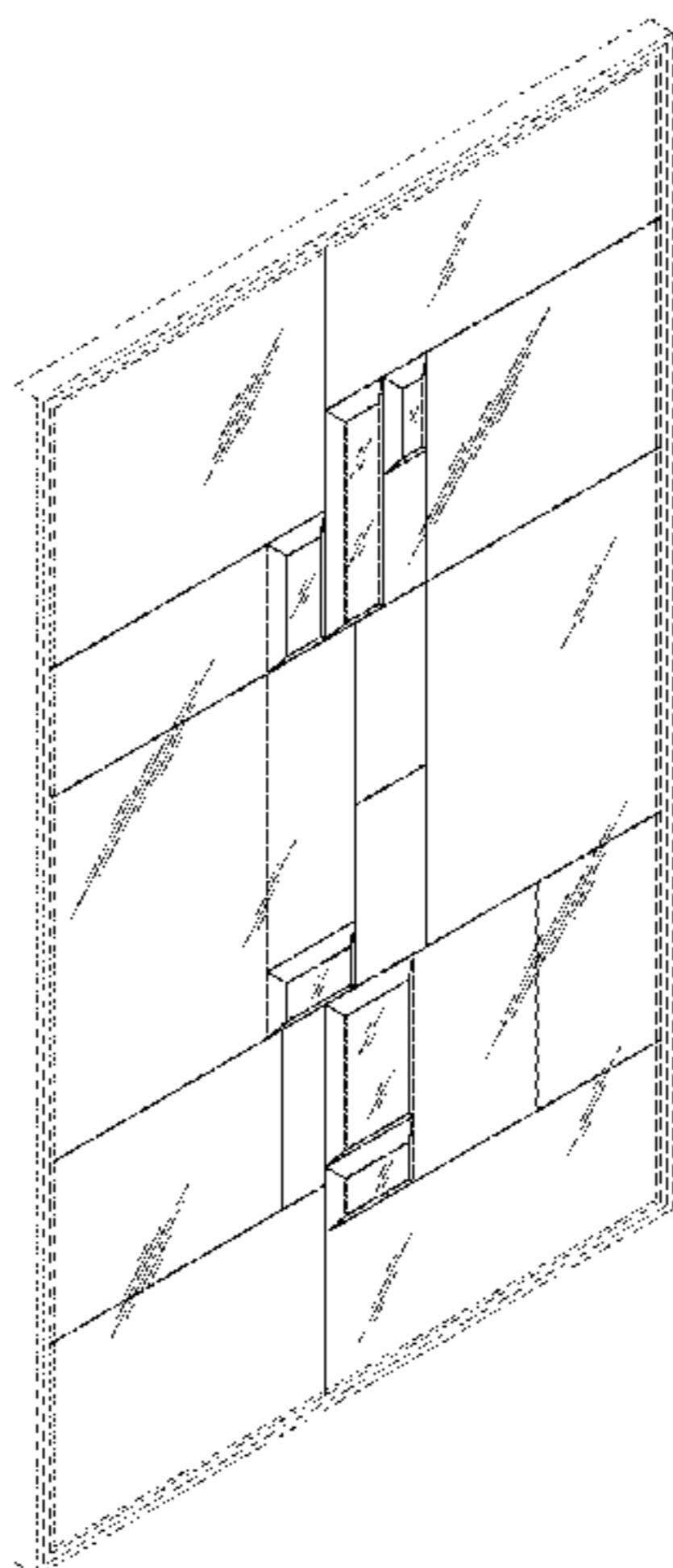
(57) **CLAIM**

The ornamental design for a lite for doors and entryways, as shown and described.

DESCRIPTION

FIG. 1 is a front perspective view of a lite for doors and entryways;
FIG. 2 is a front elevational view of FIG. 1;
FIG. 3 is a front perspective view of a second embodiment of a lite for doors and entryways; and,
FIG. 4 is a front elevational view of FIG. 3.
The rear elevational view of each of FIGS. 2 and 4 is a mirror image thereof.
The portion of the lite depicted in broken lines forms no part of the claimed design.

1 Claim, 4 Drawing Sheets



(56)

References Cited

U.S. PATENT DOCUMENTS

D670,005	S	*	10/2012	Walsh	D25/103
D687,974	S	*	8/2013	Walsh	D25/110
D692,584	S	*	10/2013	Walsh	D25/103
D694,429	S	*	11/2013	Walsh	D25/103
D697,638	S	*	1/2014	Walsh	D25/110
D705,451	S	*	5/2014	Hu	D25/103
D706,954	S	*	6/2014	Walsh	D25/103
D751,219	S	*	3/2016	Walsh	D25/103
D792,606	S	*	7/2017	Walsh	D25/110
D796,695	S	*	9/2017	Walsh	D25/111
D803,420	S	*	11/2017	Walsh	D25/103
2006/0000173	A1		1/2006	Edstrom		
2006/0046017	A1		3/2006	Adickes		

* cited by examiner

FIG. 1

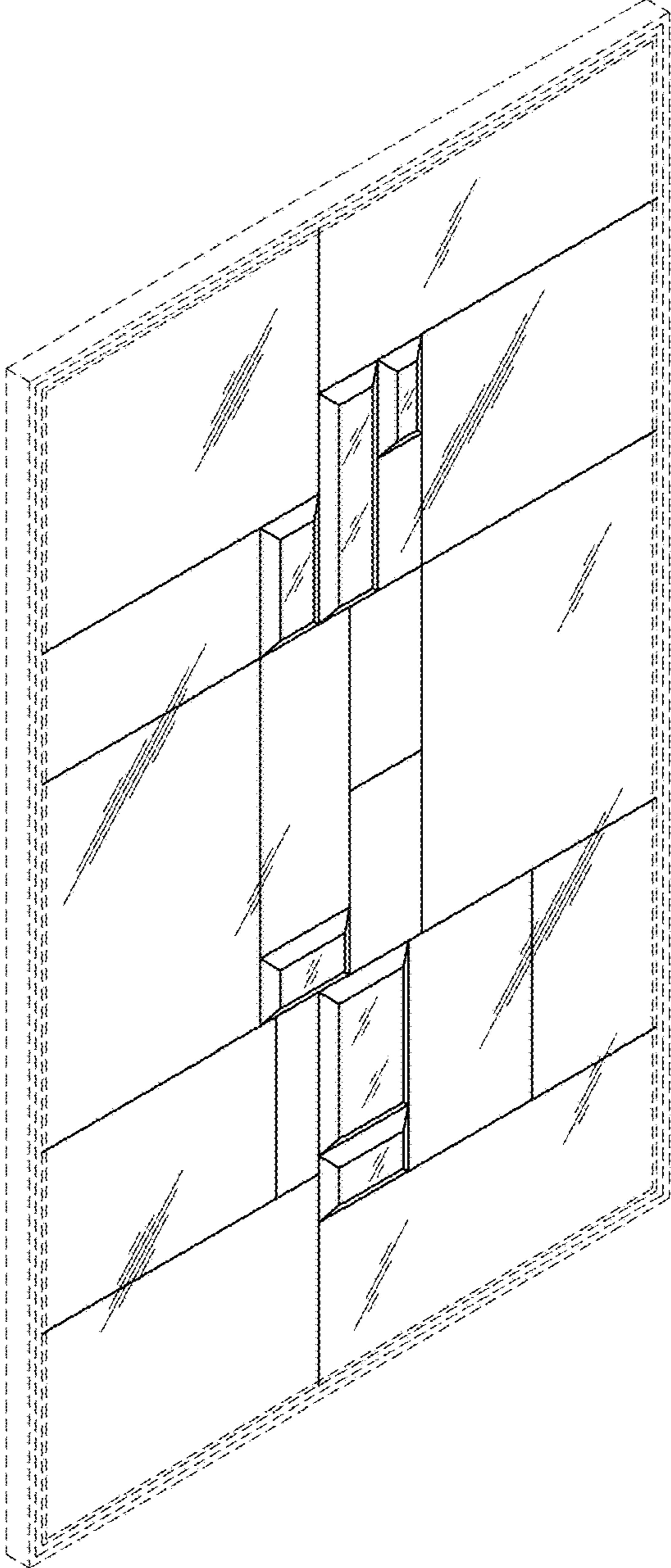


FIG. 2

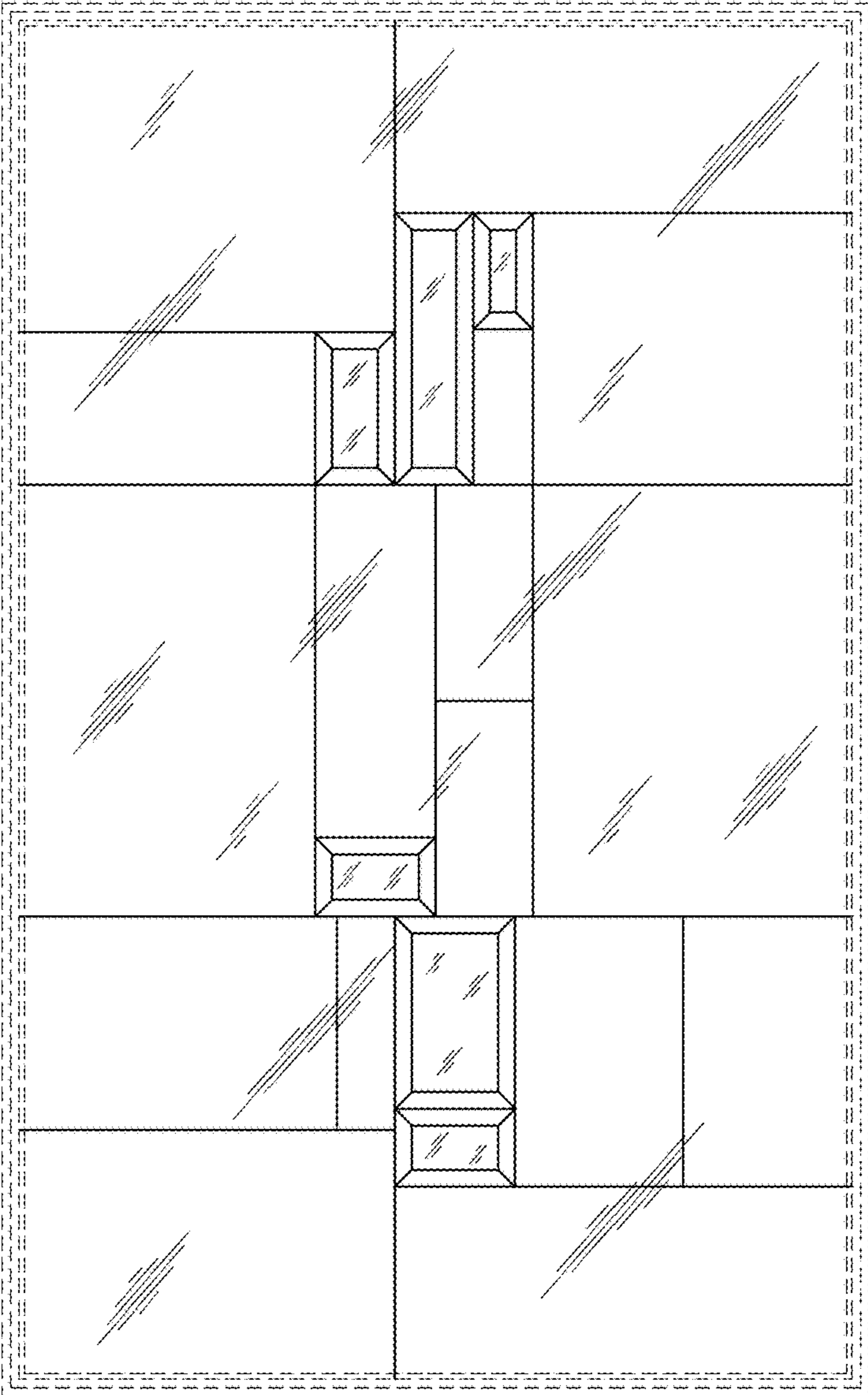


FIG. 3

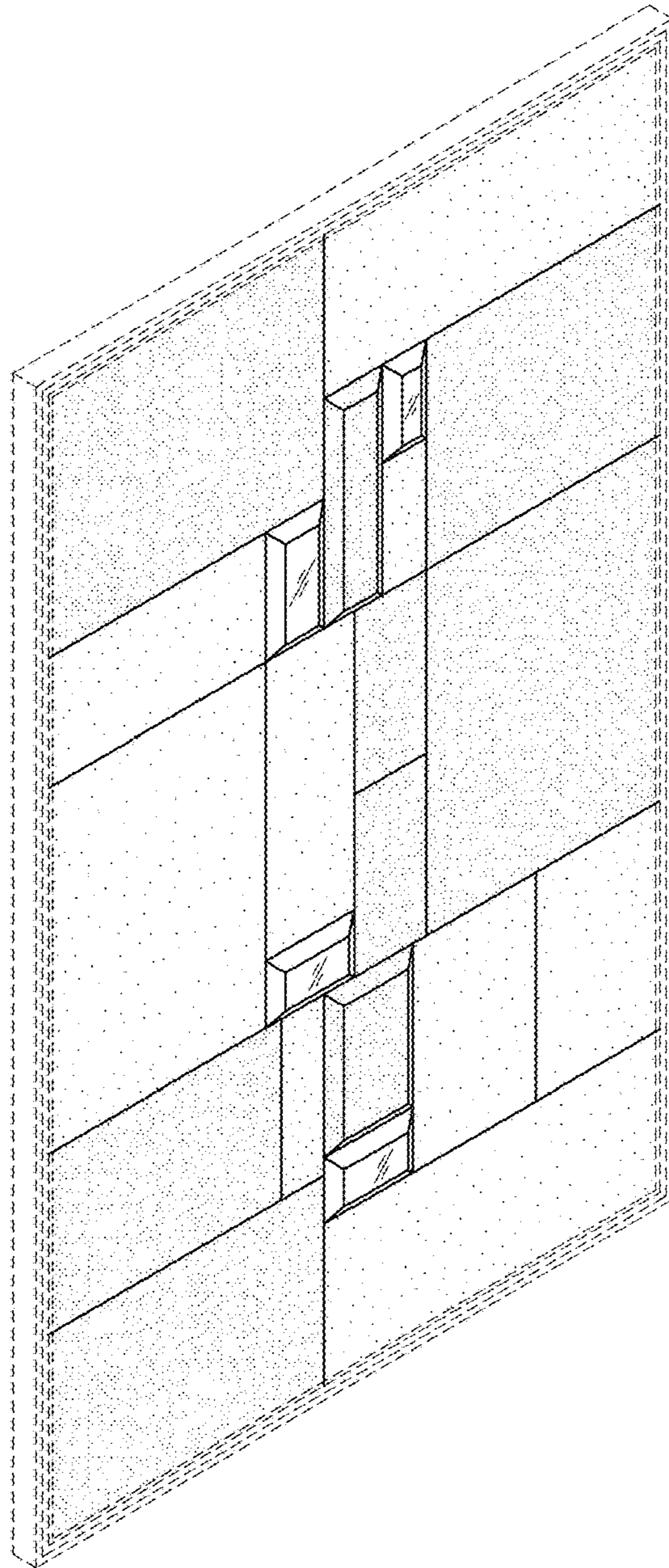


FIG. 4

