



US00D847377S

(12) **United States Design Patent** (10) **Patent No.:** **US D847,377 S**
Gouge et al. (45) **Date of Patent:** **** Apr. 30, 2019**

(54) **DOOR FACING**

(71) Applicant: **Masonite Corporation**, Tampa, FL (US)

(72) Inventors: **Timothy D. Gouge**, Elgin, IL (US); **Robert C. Allen**, Elburn, IL (US)

(73) Assignee: **Masonite Corporation**, Tampa, FL (US)

(**) Term: **15 Years**

(21) Appl. No.: **29/625,949**

(22) Filed: **Nov. 14, 2017**

Related U.S. Application Data

(63) Continuation of application No. 29/534,828, filed on Jul. 31, 2015, now Pat. No. Des. 802,793, which is a (Continued)

(51) **LOC (11) Cl.** **25-02**

(52) **U.S. Cl.**
USPC **D25/48.3**

(58) **Field of Classification Search**
USPC D25/48.3, 48.4, 48.5, 48.6, 48.7, 48.8, D25/138

(Continued)

(56) **References Cited**

U.S. PATENT DOCUMENTS

D501,931 S * 2/2005 Davina D25/138
D507,835 S * 7/2005 Lynch D25/138
(Continued)

FOREIGN PATENT DOCUMENTS

CN 3650176 * 5/2007
CN 303586708 * 2/2016
(Continued)

OTHER PUBLICATIONS

<http://www.doorclearancecenter.com/interior-doors> Available Jun. 4, 2013 (Year: 2013).*

(Continued)

Primary Examiner — Leanne Was-Englehart
(74) *Attorney, Agent, or Firm* — Berenato & White, LLC

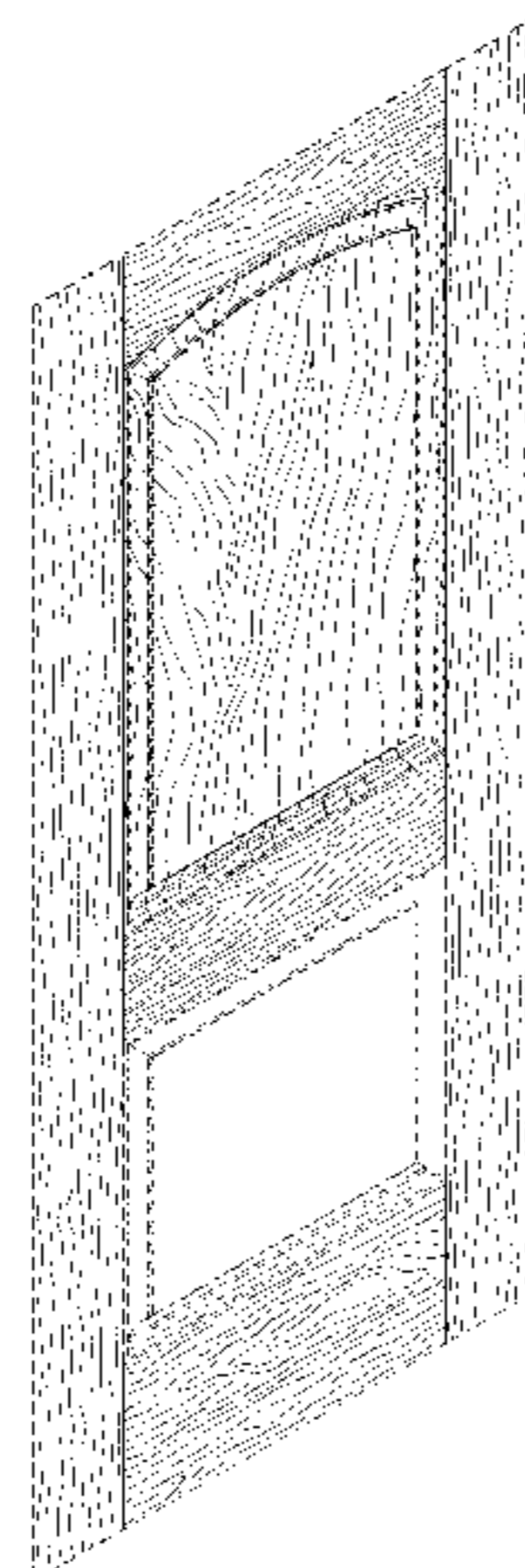
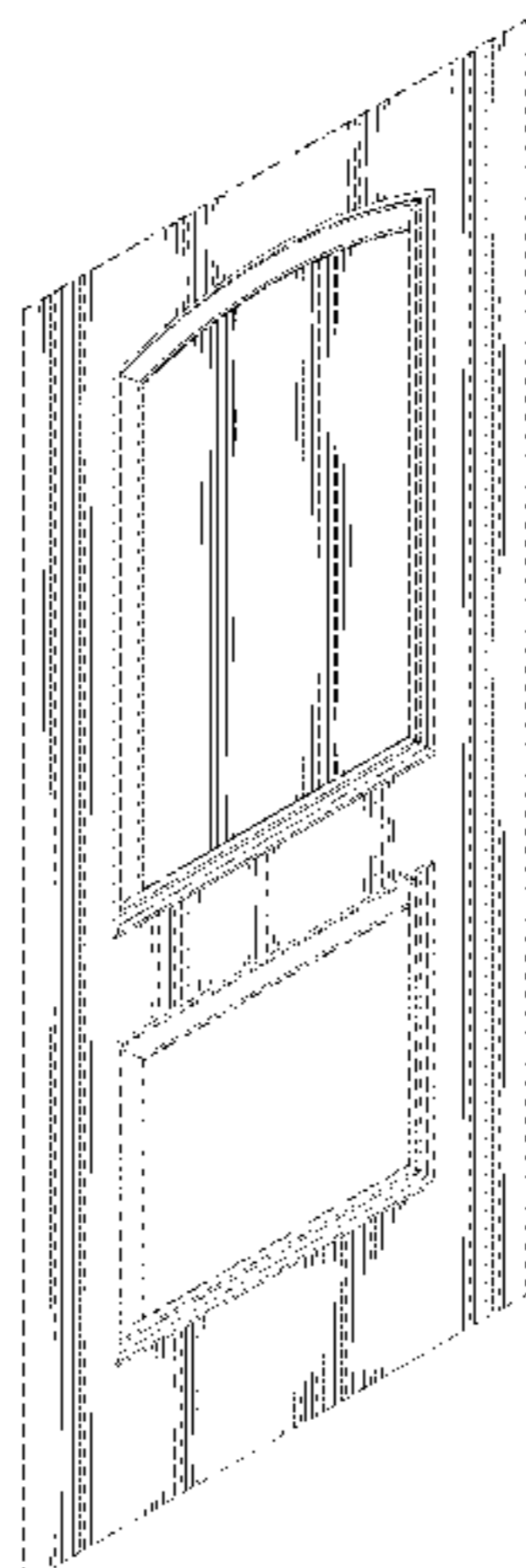
(57) **CLAIM**

The ornamental design for a door facing, as shown and described.

DESCRIPTION

FIG. 1 is a front perspective view of our design;
FIG. 2 is a front elevational view;
FIG. 3 is a rear elevational view;
FIG. 4 is a top view;
FIG. 5 is a bottom view;
FIG. 6 is a cross-sectional view taken along the line 6-6 of FIG. 2;
FIG. 7 is an expanded view of a portion of FIG. 6;
FIG. 8 is a left side view;
FIG. 9 is a right side view;
FIG. 10 is a cross-sectional view taken along the line 10-10 of FIG. 2;
FIG. 11 is an expanded view of a portion of FIG. 10;
FIG. 12 is a front perspective view of a variation of our design;
FIG. 13 is a front elevational view of FIG. 12;
FIG. 14 is a rear elevational view of FIG. 12;
FIG. 15 is a top view of FIG. 12;
FIG. 16 is a bottom view of FIG. 12;
FIG. 17 is a cross-sectional view taken along the line 17-17 of FIG. 13;
FIG. 18 is an expanded view of a portion of FIG. 17;
FIG. 19 is a left side view of FIG. 12;
FIG. 20 is a right side view of FIG. 12;
FIG. 21 is a cross-sectional view taken along the line 21-21 of FIG. 13; and,
FIG. 22 is an expanded view of a portion of FIG. 21.
The broken lines in the drawings depict environment that forms no part of the claimed design. The short dash-short

(Continued)



dash-long dash broken line in FIGS. 6-7, 10-11, 17-18, and 21-22 depict the boundaries of the enlarged views and form no part of the claimed design.

1 Claim, 12 Drawing Sheets

Related U.S. Application Data

continuation of application No. 29/469,189, filed on Oct. 8, 2013, now Pat. No. Des. 736,409.

(58) Field of Classification Search

CPC E06B 3/58; E06B 3/72; E06B 3/78; E06B 3/485; E06B 3/4636; E06B 3/5892; E06B 2003/7044; E06B 1/04; E06B 5/00

See application file for complete search history.

(56) References Cited

U.S. PATENT DOCUMENTS

D516,225 S * 2/2006 Lynch D25/48.3
D516,226 S * 2/2006 Lynch D25/48.3
D528,665 S * 9/2006 Lynch D25/138
D529,624 S * 10/2006 Lynch D25/48.3
D534,660 S * 1/2007 Lynch D25/138
D541,946 S * 5/2007 Lynch D25/48.3
D553,756 S * 10/2007 Davina D25/48.3
D564,102 S * 3/2008 Meyer D25/138

D564,103 S * 3/2008 Meyer D25/138
D585,144 S * 1/2009 Steiber D25/48.3
D607,121 S * 12/2009 Davina D25/48.3
D640,391 S * 6/2011 Walsh D25/48.3
D640,392 S * 6/2011 Walsh D25/38.1
D652,948 S * 1/2012 Walsh D25/48.3
D655,020 S * 2/2012 Walsh D25/48.3
D664,671 S * 7/2012 Walsh D25/48.3
D692,581 S * 10/2013 Walsh D25/48.3
D736,409 S * 8/2015 Gouge D25/48.3
D748,816 S * 2/2016 Gouge D25/48.3
D802,793 S * 11/2017 Gouge D25/48.3
D808,541 S * 1/2018 Gouge D25/48.3
2005/0115198 A1 * 6/2005 Lynch E06B 3/7001
52/784.1

FOREIGN PATENT DOCUMENTS

EM 000268362-0005 * 3/2005
EM 000375621-0002 * 10/2005

OTHER PUBLICATIONS

https://issuu.com/horner/docs/masonitecatalog Published Jun. 25, 2012 (Year: 2012).*
https://p.widencdn.net/filea3/moldeddimensionalspecs Feb. 28, 2018 (Year: 2018).*
http://en.jeld-wen.ca/interior_doors/natural_wood/premium_wood_e/panel/ Available May 10, 2012.

* cited by examiner

Fig. 1

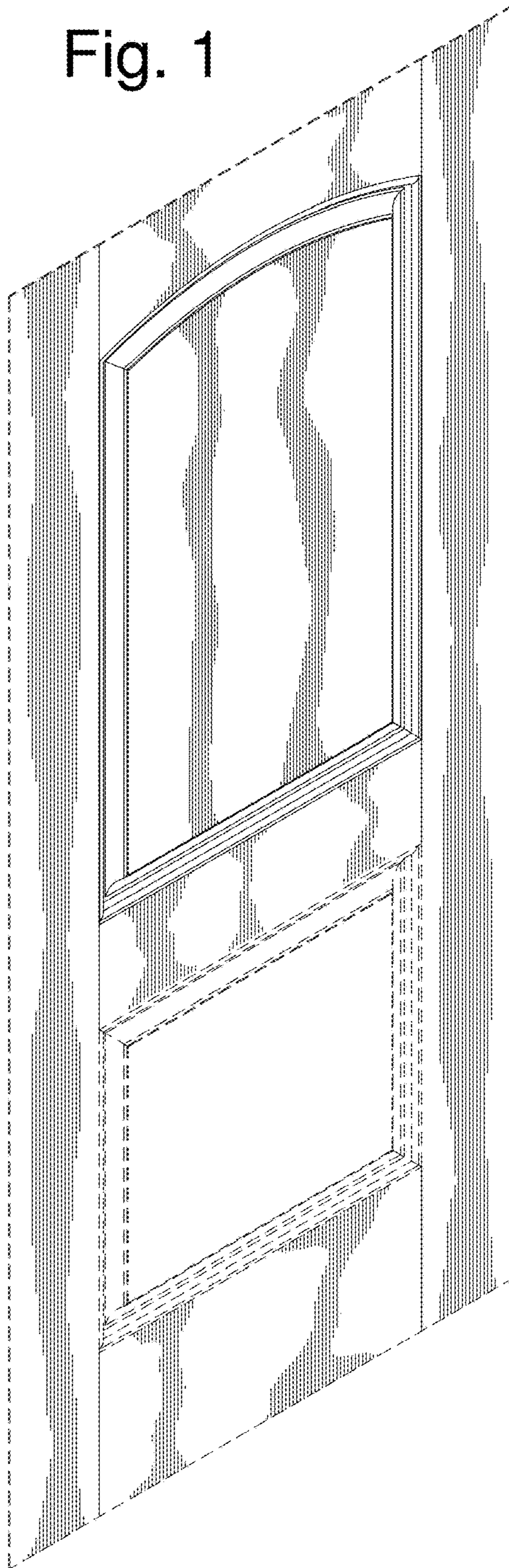


Fig. 2

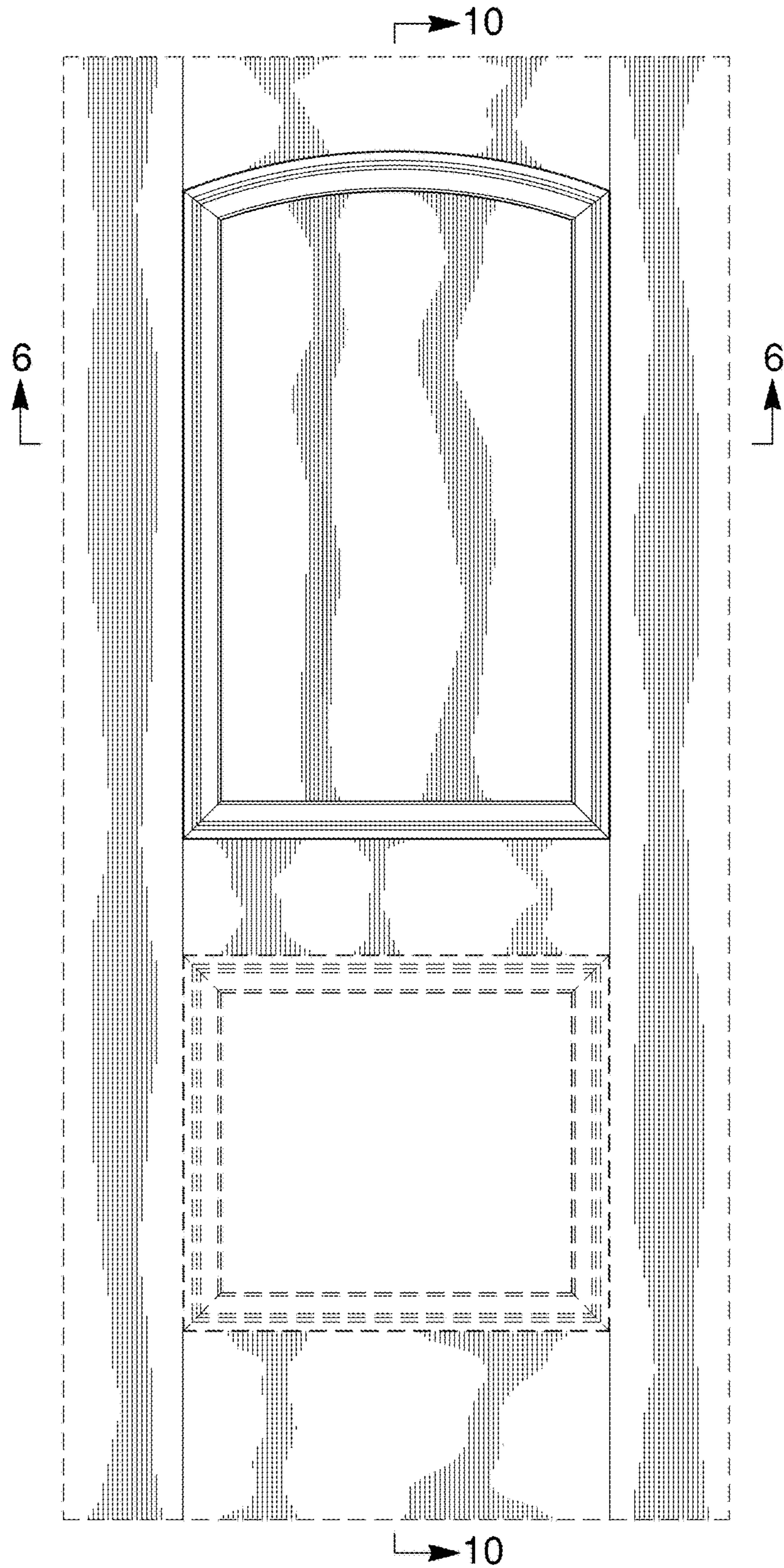


Fig. 3




Fig. 4




Fig. 5

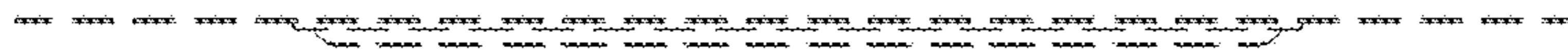


Fig. 6




Fig. 7

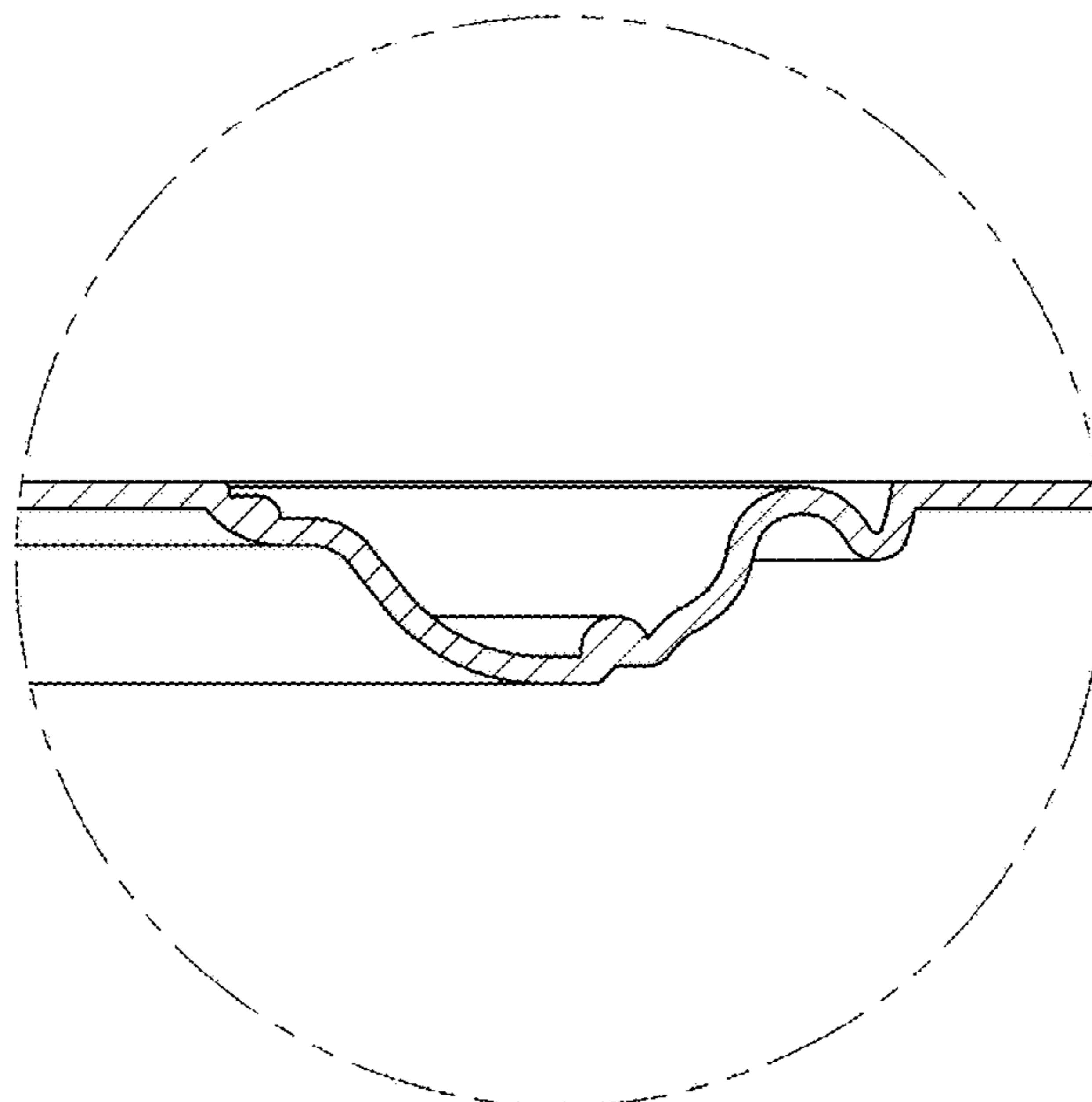


Fig. 8



Fig. 9



Fig. 10



Fig. 11

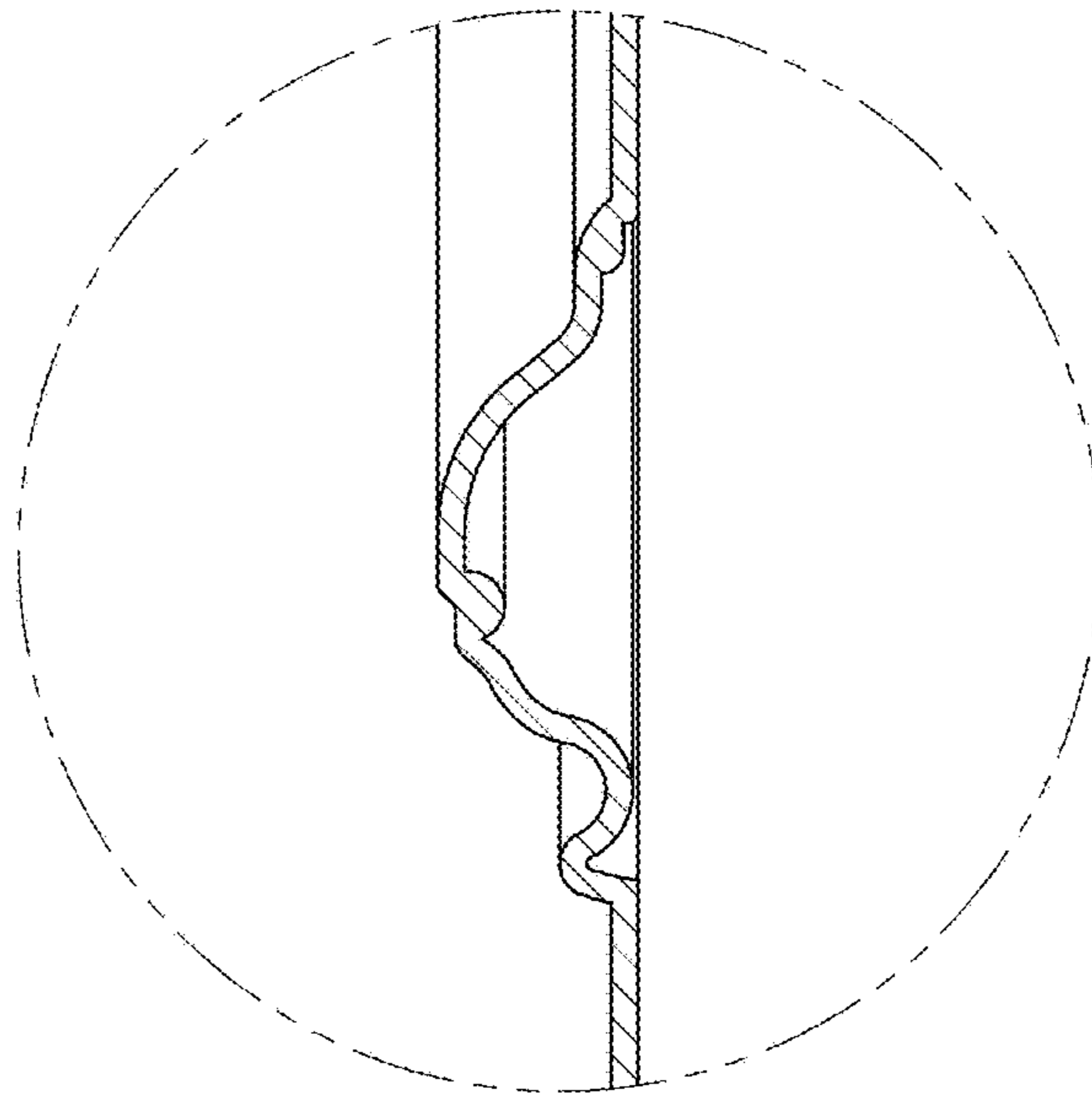



Fig. 11

Fig. 12



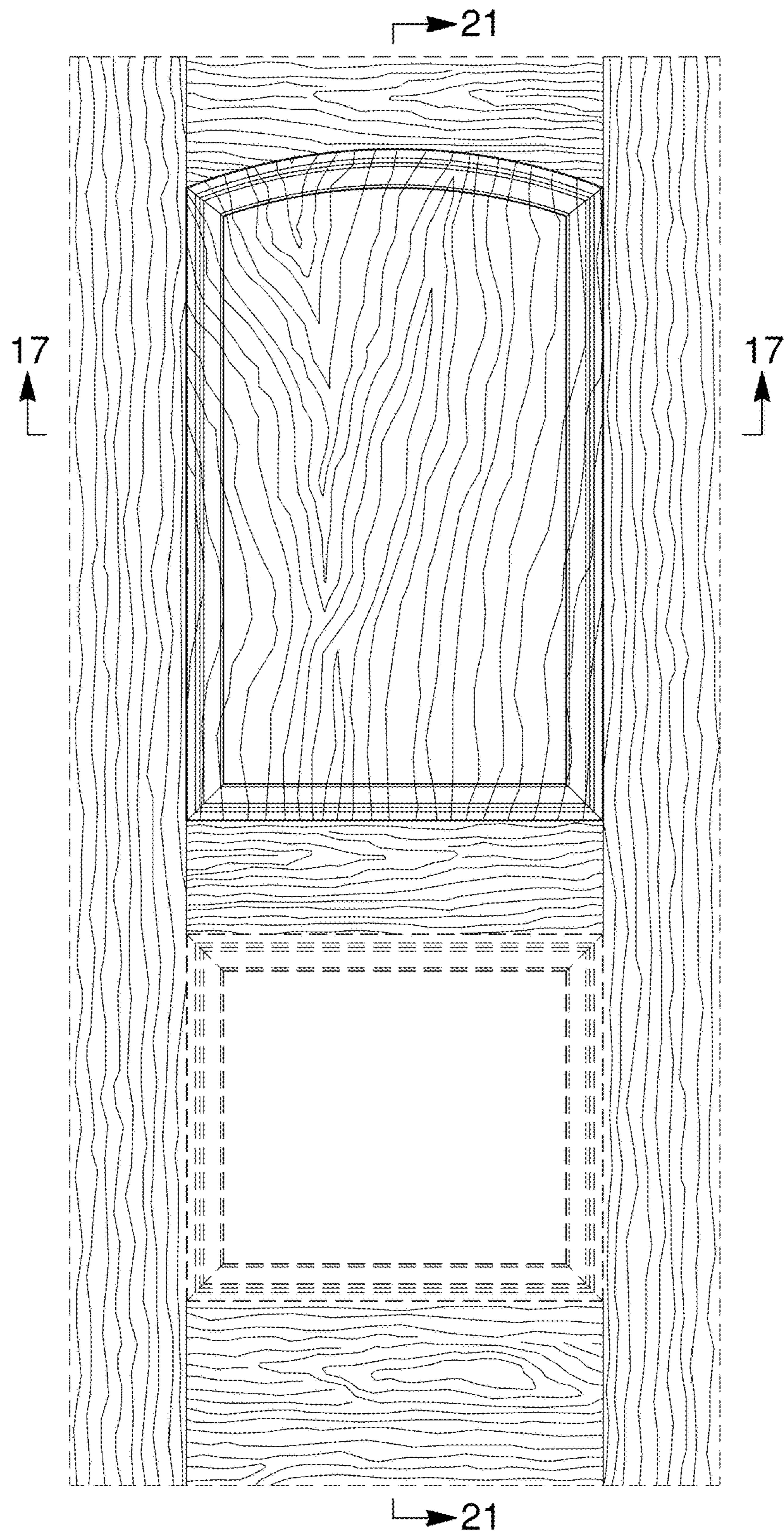


Fig. 13

Fig. 14




Fig. 15

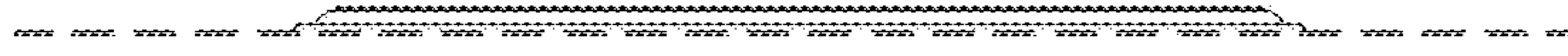


Fig. 16

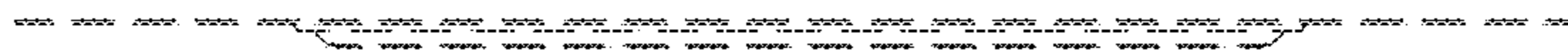


Fig. 17

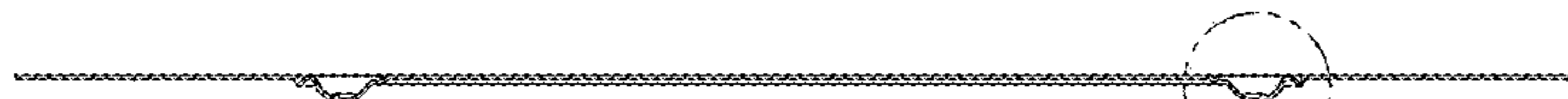


Fig. 18

Fig. 18

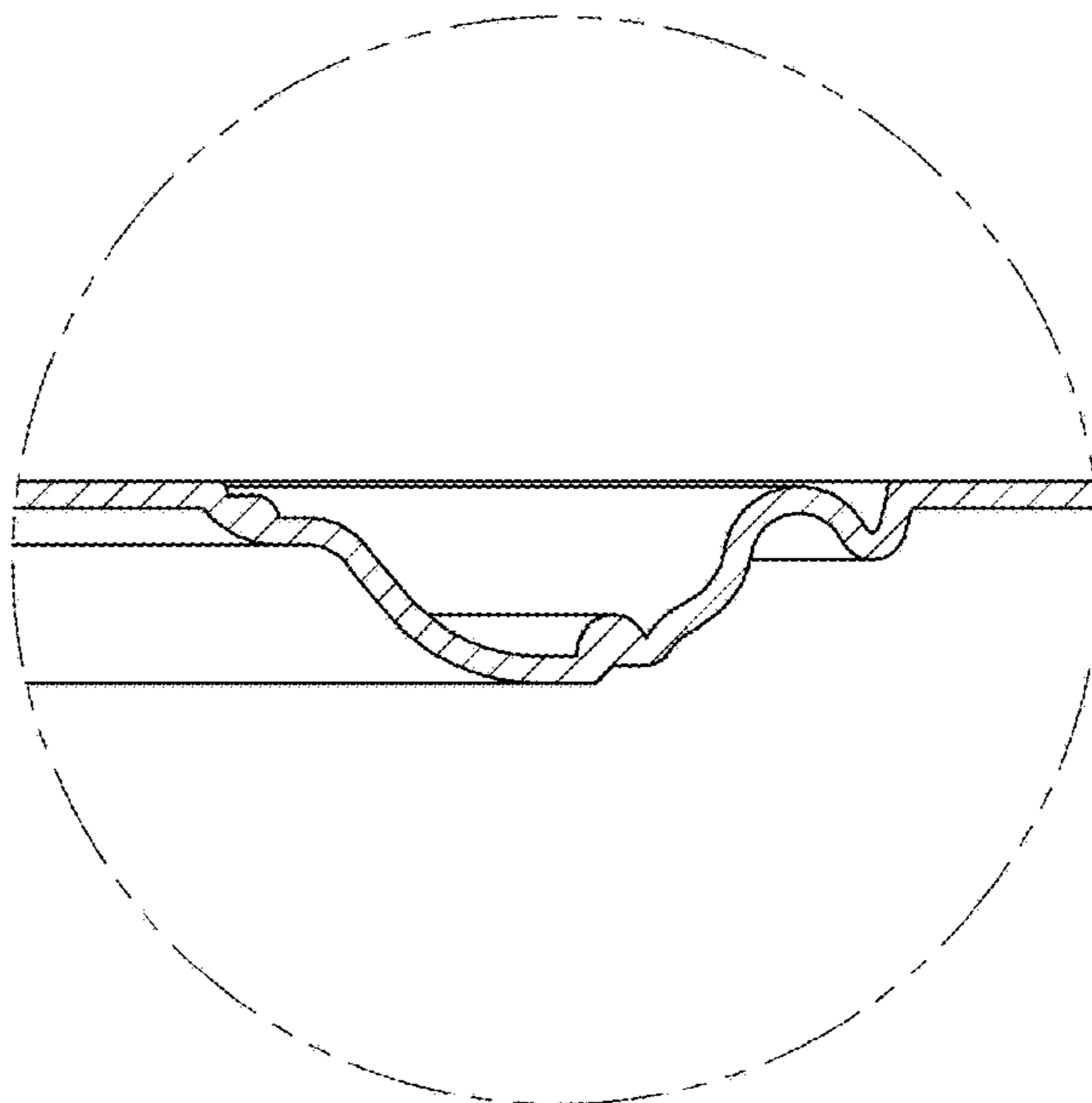


Fig. 19

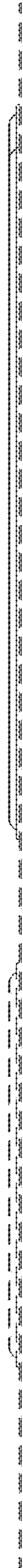


Fig. 20



Fig. 21



Fig. 22

Fig. 22

