



US00D847376S

(12) **United States Design Patent**
Yeom

(10) **Patent No.:** **US D847,376 S**

(45) **Date of Patent:** **** Apr. 30, 2019**

(54) **KARAOKE BOOTH**
(71) Applicant: **DANAL ENTERTAINMENT CO., LTD**, Gyeonggi-Do (KR)
(72) Inventor: **Dongwon Yeom**, Anyang-si (KR)
(**) Term: **15 Years**
(21) Appl. No.: **35/504,228**
(22) Filed: **Dec. 12, 2017**
(80) **Hague Agreement Data**
Int. Filing Date: **Dec. 12, 2017**
Int. Reg. No.: **DM/098946**
Int. Reg. Date: **Dec. 12, 2017**
Int. Reg. Pub. Date: **Dec. 29, 2017**
(51) **LOC (11) Cl.** **25-03**
(52) **U.S. Cl.**
USPC **D25/16**
(58) **Field of Classification Search**
USPC D25/1, 3, 16, 17, 18, 21, 23, 33, 199
CPC E04H 6/025; E04H 6/04; E04H 15/18;
E04B 1/343; E04B 1/34336; E04B 7/14;
E04B 2001/0084; E04B 2001/0092
See application file for complete search history.
(56) **References Cited**
U.S. PATENT DOCUMENTS
445,721 A * 2/1891 Stevens F24F 7/02
454/250
990,536 A * 4/1911 Freeman F24F 7/06
454/251
1,043,055 A * 10/1912 Carter F24F 7/06
454/251
2,120,861 A * 6/1938 Hastings E04H 15/34
135/87
D192,597 S * 4/1962 Sherron F24F 7/06
D25/16

D192,630 S * 4/1962 Sherron F24F 7/06
D25/16
D192,631 S * 4/1962 Sherron F24F 7/02
D25/16
6,892,497 B2 * 5/2005 Moon E04B 1/34321
52/270
D557,247 S * 12/2007 Keenan D14/140.2
D570,818 S * 6/2008 Keenan D14/140.2
D571,021 S * 6/2008 Gebka E04H 15/34
D25/16

OTHER PUBLICATIONS

Chinachannel.co: WECHAT Karaoke of the Future by Matthew Brennan. Dated Apr. Jul. 2017; 13 pages. Found online Oct. 18, 2018 at <https://chinachannel.co/wechat-karaoke-iot-future/> (Year: 2017).*

* cited by examiner

Primary Examiner — Robert M. Spear

(57) **CLAIM**

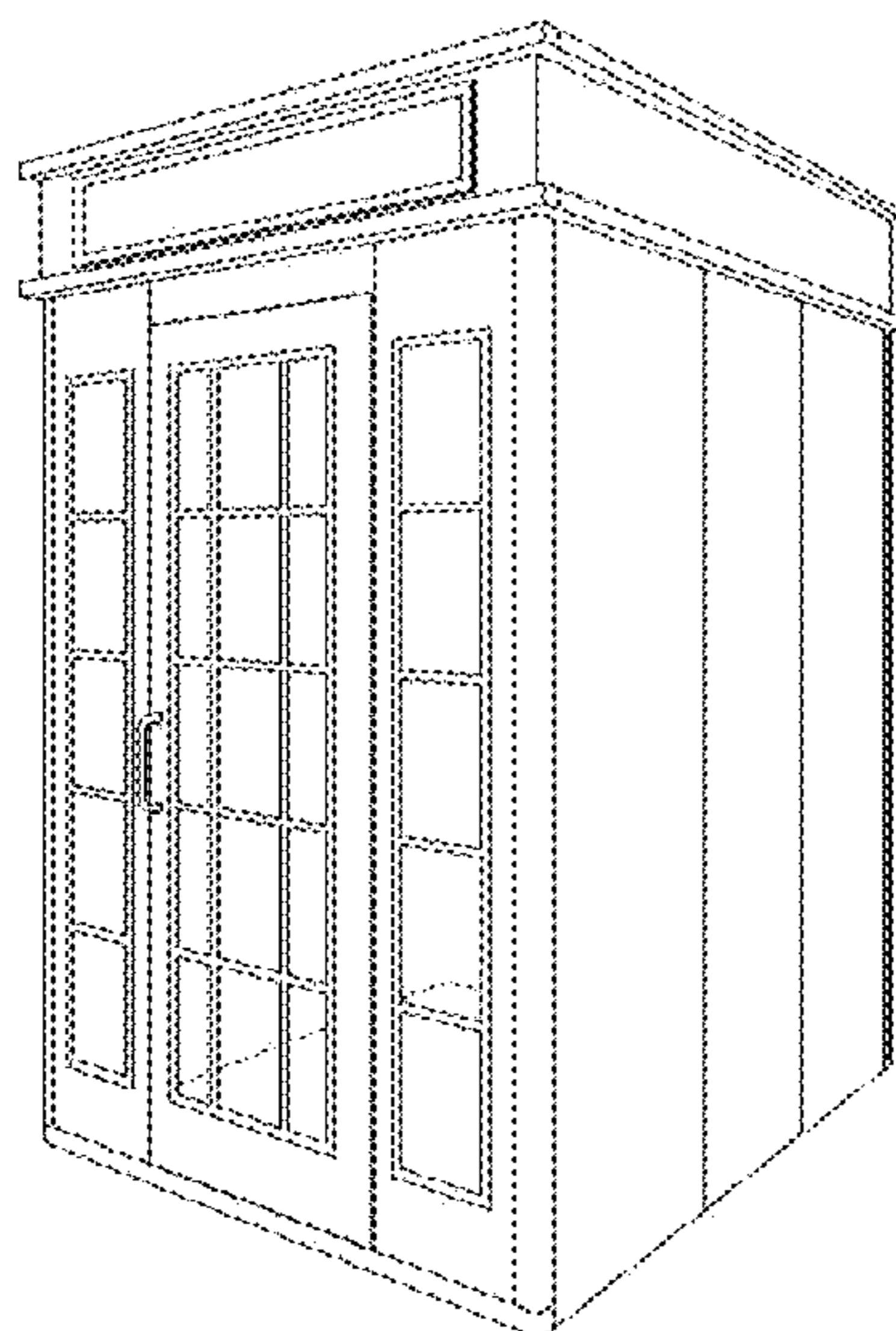
The ornamental design for a karaoke booth, as shown and described.

DESCRIPTION


- 1. Karaoke booth
- 1.1 : Perspective
- 1.2 : Front
- 1.3 : Back
- 1.4 : Left
- 1.5 : Right
- 1.6 : Top
- 1.7 : Bottom

Fig. 1.1 is a front side perspective view of the karaoke booth showing my new design; fig. 1.2 is a front elevation view thereof; fig. 1.3 is a rear elevation view thereof; fig. 1.4 is a left side elevation view thereof; fig. 1.5 is a right side elevation view thereof; fig. 1.6 is a top plan view thereof; and fig. 1.7 is a bottom plan view thereof.

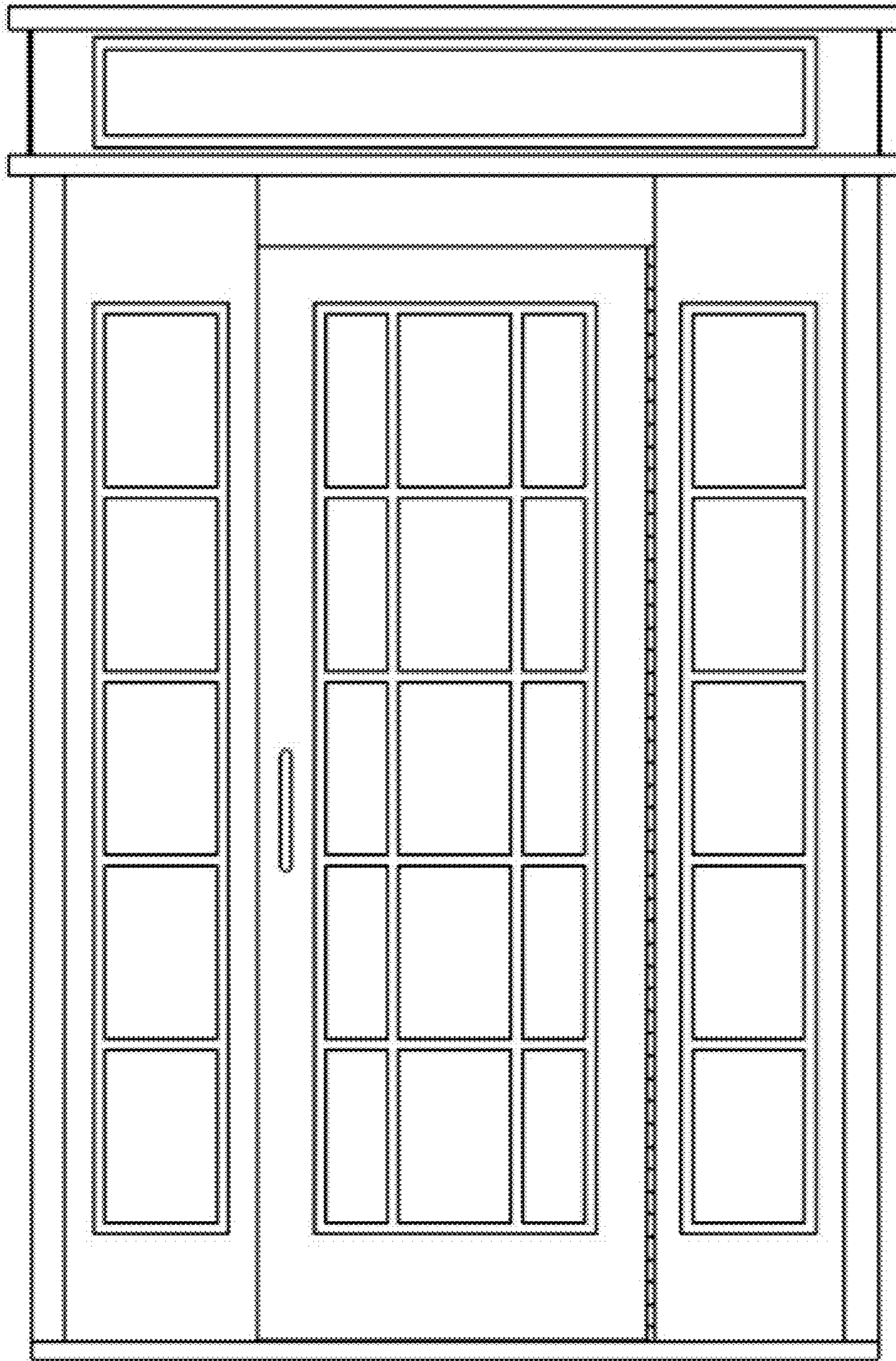
1 Claim, 7 Drawing Sheets



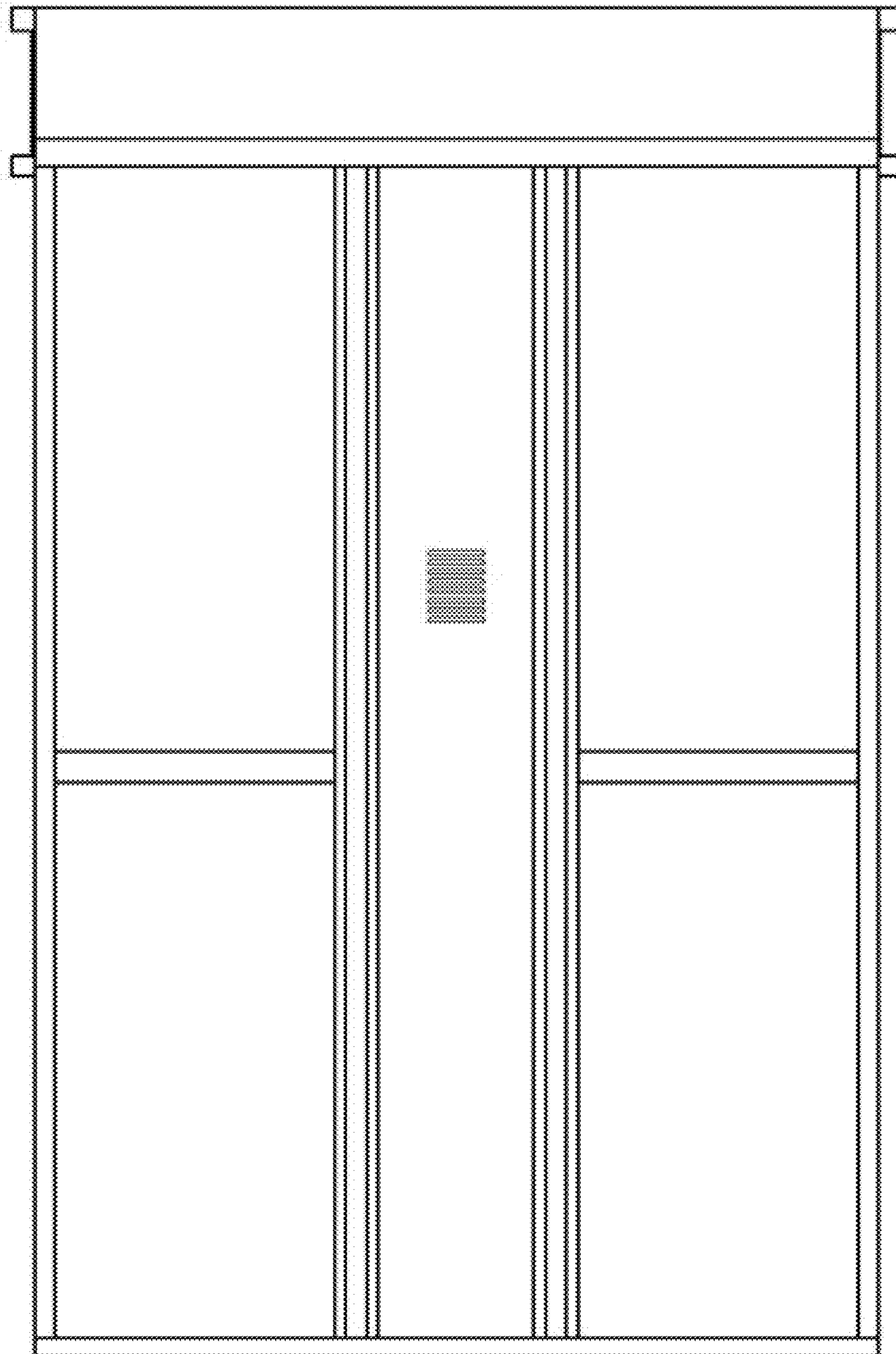
1.1




1.2




1.3




1.4



1.5



1.6



1.7

