

US00D847369S

(12) **United States Design Patent**
Edwards et al.

(10) **Patent No.:** **US D847,369 S**

(45) **Date of Patent:** **** Apr. 30, 2019**

(54) **TEST KIT**

(71) Applicant: **LIA DIAGNOSTICS, INC.**,
Philadelphia, PA (US)

(72) Inventors: **Bethany Edwards**, Harveys Lake, PA
(US); **Anna Couturier**, Philadelphia,
PA (US); **Jino Lee**, Philadelphia, PA
(US)

(73) Assignee: **LIA DIAGNOSTICS, INC.**,
Philadelphia, PA (US)

(**) Term: **15 Years**

(21) Appl. No.: **29/628,306**

(22) Filed: **Dec. 4, 2017**

(51) **LOC (11) Cl.** **24-01**

(52) **U.S. Cl.**
USPC **D24/223**

(58) **Field of Classification Search**
USPC D24/216, 223–233, 186, 107; D10/81
CPC B01L 3/5027; B01L 3/502707; B01L 9/52;
B01L 9/523; B01L 9/527; B01L
2300/0609; B01L 2300/0809; B01L
2300/0877; B01L 2200/027
See application file for complete search history.

(56) **References Cited**

U.S. PATENT DOCUMENTS

D383,668 S * 9/1997 Siegel D24/229
D427,320 S * 6/2000 Clawson D24/216
D445,906 S * 7/2001 Clawson D24/216

D445,909 S * 7/2001 Pogorzelski D24/216
D540,953 S * 4/2007 Ramel D24/224
D571,928 S * 6/2008 Rannikko D24/225
D606,664 S * 12/2009 Jacono D24/225
D640,389 S * 6/2011 Francis D24/225
D734,482 S * 7/2015 Peterman D24/216
D824,532 S * 7/2018 Novak D24/216
D830,572 S * 10/2018 Edwards D24/223
D831,845 S * 10/2018 Sugie D24/225
2009/0117660 A1 * 5/2009 Dai B01L 3/5023
436/66

* cited by examiner

Primary Examiner — Anhdao Doan

(74) *Attorney, Agent, or Firm* — Rimôn, P.C.

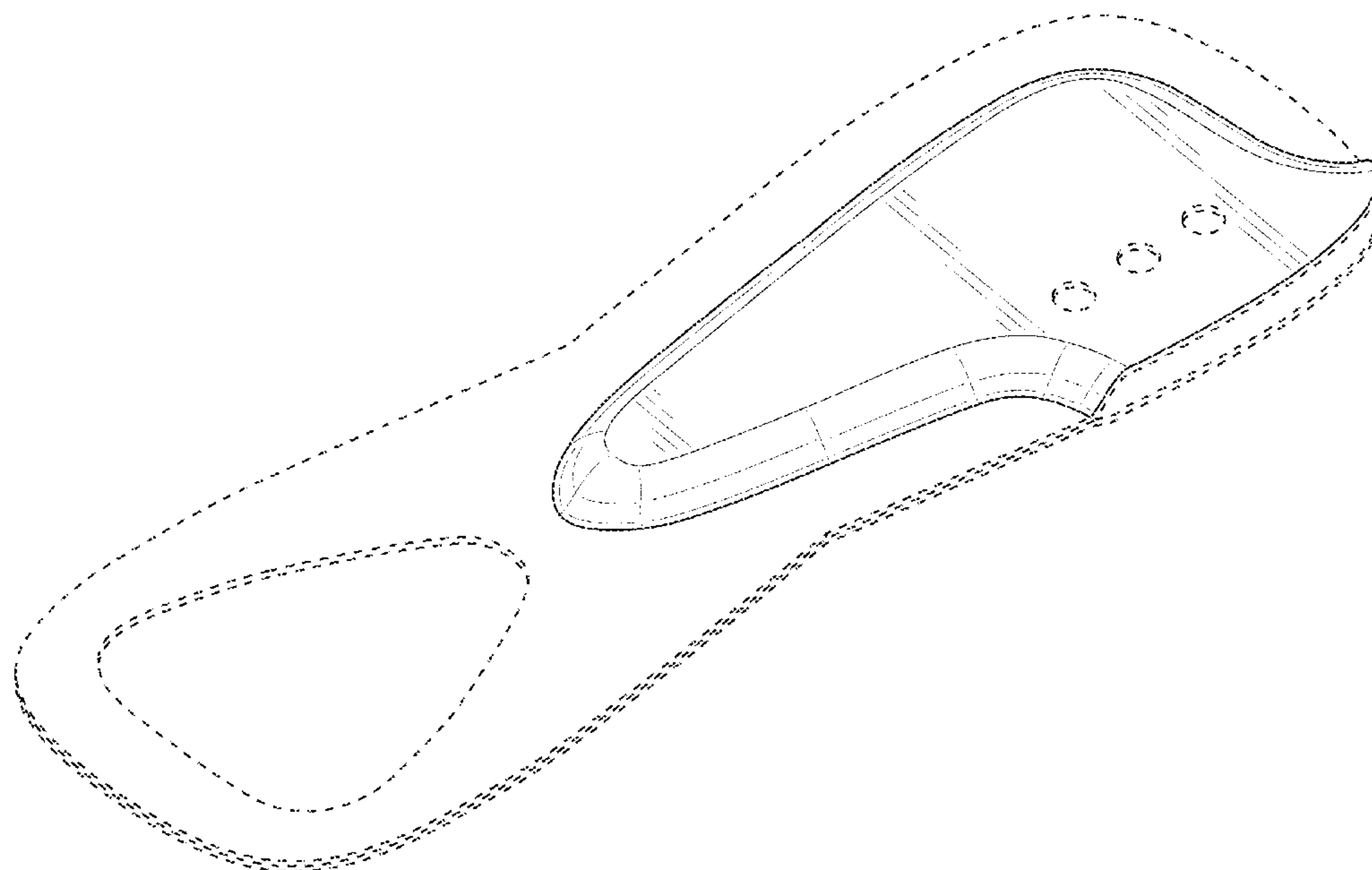
(57) **CLAIM**

We claim the ornamental design for a test kit, as shown and described.

DESCRIPTION

FIG. 1 is an upper perspective view of a first embodiment of the test kit;
FIG. 2 is a lower perspective view of the test kit in FIG. 1;
FIG. 3 is a top plan view of the test kit shown in FIG. 1;
FIG. 4 is a bottom plan view of the test kit shown in FIG. 1;
FIG. 5 is a left side view of the test kit shown in FIG. 1;
FIG. 6 is a right side view of the test kit shown in FIG. 1;
FIG. 7 is a forward plan view of the test kit shown in FIG. 1; and,
FIG. 8 is a rear plan view of the test kit shown in FIG. 1.
The broken lines in the drawings illustrate portions of the test kit that form no part of the claimed design.

1 Claim, 8 Drawing Sheets



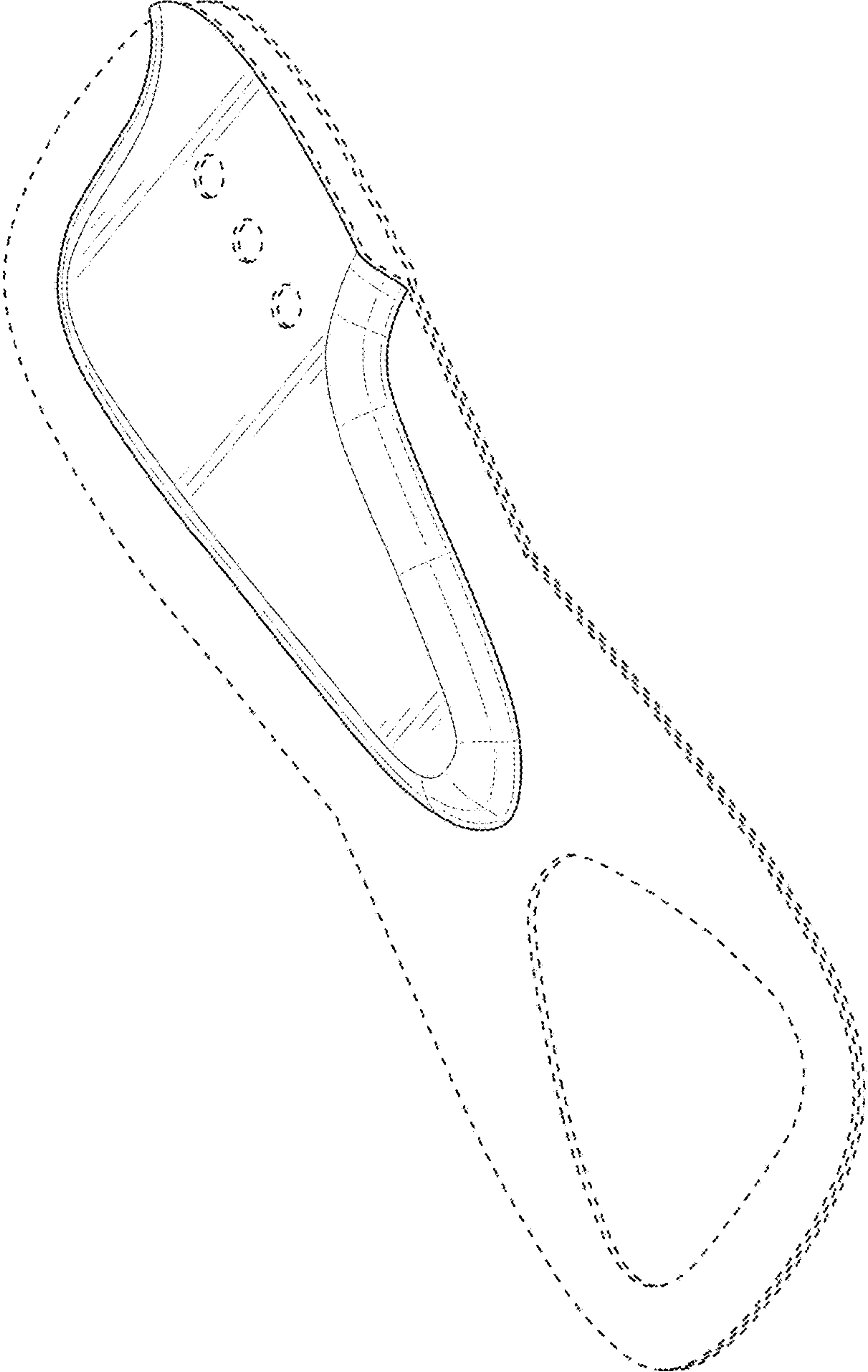


FIG. 1



FIG. 2

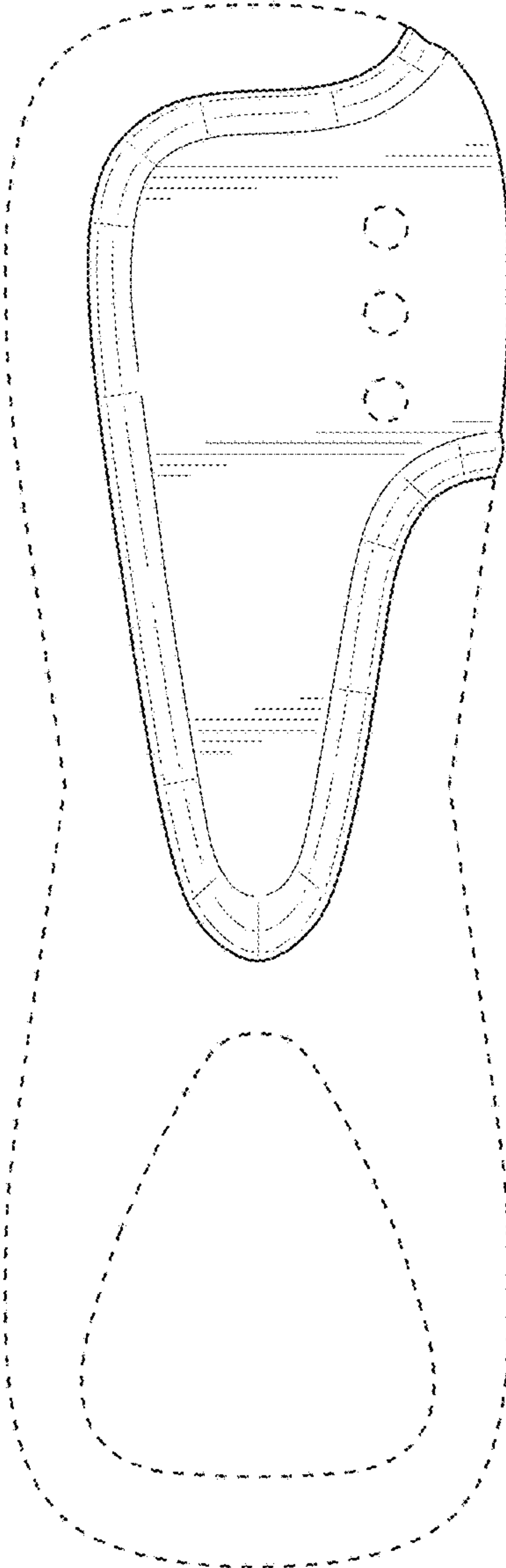


FIG. 3

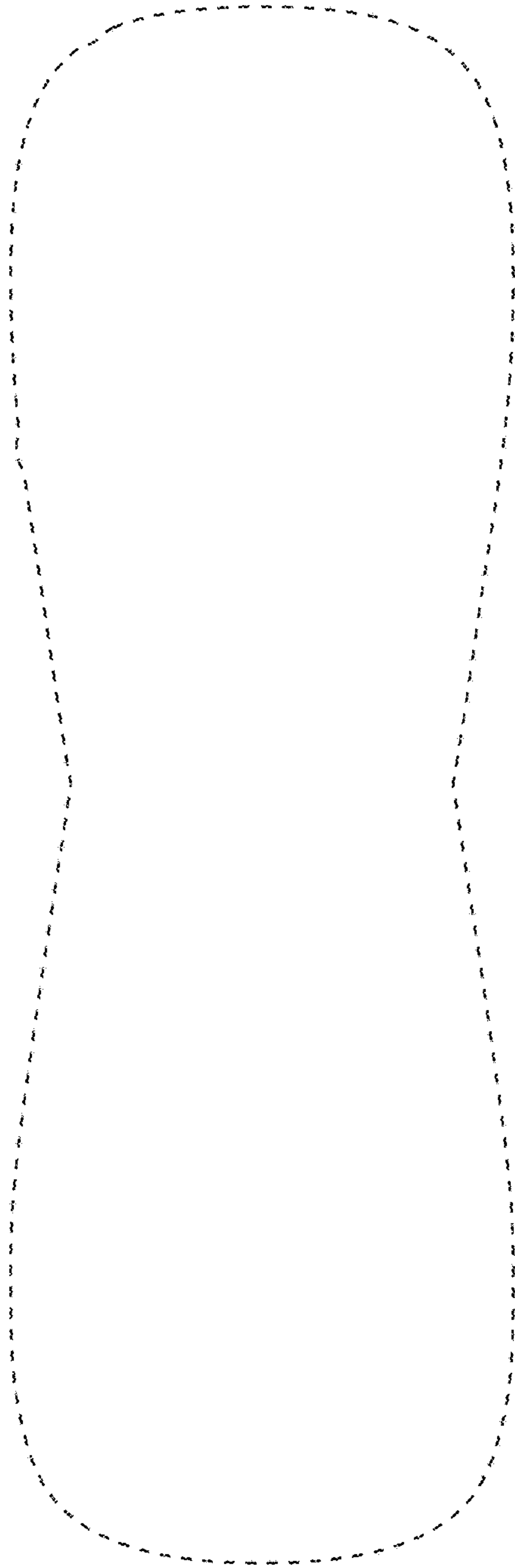


FIG. 4

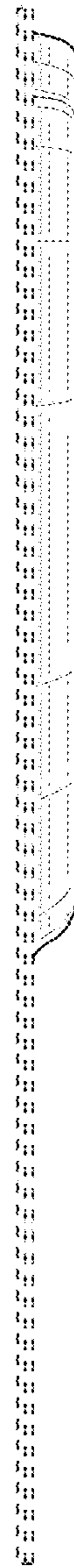


FIG. 5



FIG. 6




FIG. 7




FIG. 8