



US00D847351S

(12) **United States Design Patent**
Du et al.

(10) **Patent No.:** **US D847,351 S**
(45) **Date of Patent:** **** Apr. 30, 2019**

(54) **COMPONENT FOR A PATIENT TABLE**

(71) Applicant: **Siemens Shanghai Medical Equipment Ltd.**, Shanghai (CN)

(72) Inventors: **Xiao Yan Du**, Shanghai (CN); **Hai Tao Xie**, Shanghai (CN)

(73) Assignee: **Siemens Healthcare GmbH**, Erlangen (DE)

(**) Term: **15 Years**

(21) Appl. No.: **29/603,251**

(22) Filed: **May 8, 2017**

(30) **Foreign Application Priority Data**

Nov. 8, 2016 (CN) 2016 3 0542424

(51) **LOC (11) Cl.** **24-02**

(52) **U.S. Cl.**
USPC **D24/184**

(58) **Field of Classification Search**
USPC D24/183, 184, 190, 191, 192;
D29/101.3, 120.1, 121.1, 121.2, 122;
D6/382, 383, 384, 406.1–406.6, 596, 601,
D6/604, 610, 611, 710, 712, 716.2, 716.4,
D6/716.6, 718, 718.3; D2/720, 826, 860,
D2/861
CPC A61G 1/003–1/013; A61G 1/04–1/052;
A61G 7/1036; A61G 7/1053–7/1057
See application file for complete search history.

(56) **References Cited**

U.S. PATENT DOCUMENTS

D267,119 S * 11/1982 Thomas D24/190
D281,063 S * 10/1985 De Raad D12/217
D359,804 S * 6/1995 Carter D24/183
D361,383 S * 8/1995 Lipson D24/183

D375,163 S * 10/1996 Lipson D24/183
D518,894 S * 4/2006 Kirn D24/184
D655,418 S * 3/2012 Hancock D24/183
D706,940 S * 6/2014 Julian D24/190
D728,798 S * 5/2015 Moon D24/184
2011/0266411 A1* 11/2011 Silverberg A61B 90/60
248/634

* cited by examiner

Primary Examiner — Vy N Koenig

(74) *Attorney, Agent, or Firm* — Schiff Hardin LLP

(57) **CLAIM**

The ornamental design for a component for a patient table, as shown and described.

DESCRIPTION

FIG. 1 is a front elevational view of a component for a patient table showing our new design;
FIG. 2 is a back elevational view thereof;
FIG. 3 is a top plan view thereof;
FIG. 4 is a bottom plan view thereof;
FIG. 5 is a right side elevational view thereof;
FIG. 6 is a left side elevational view thereof; and,
FIG. 7 is a perspective view taken generally from the top, front, right-hand side thereof.
The broken lines depict portions of the component for a patient table that form no part of the claimed design.

1 Claim, 7 Drawing Sheets

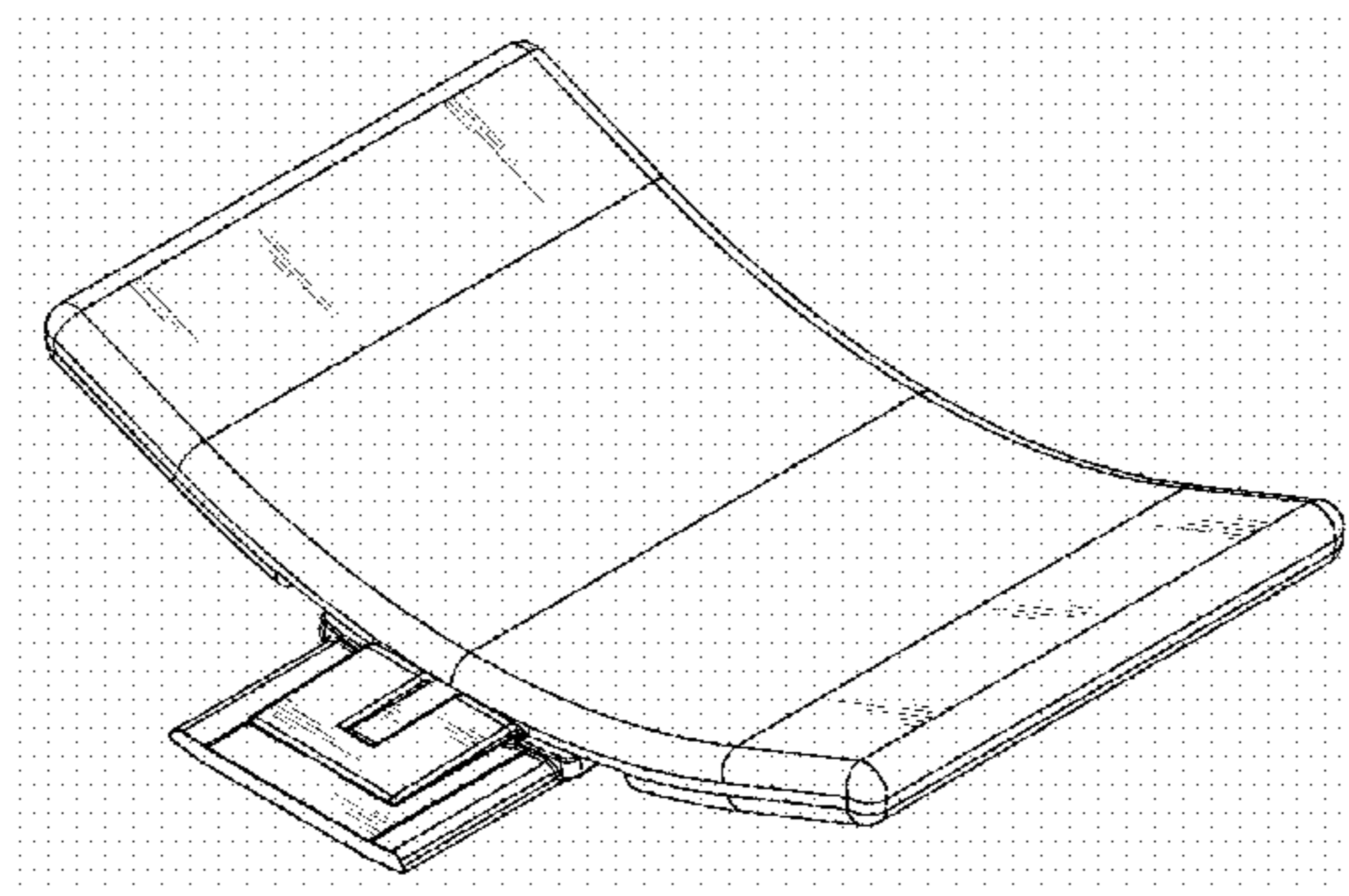


FIG. 1

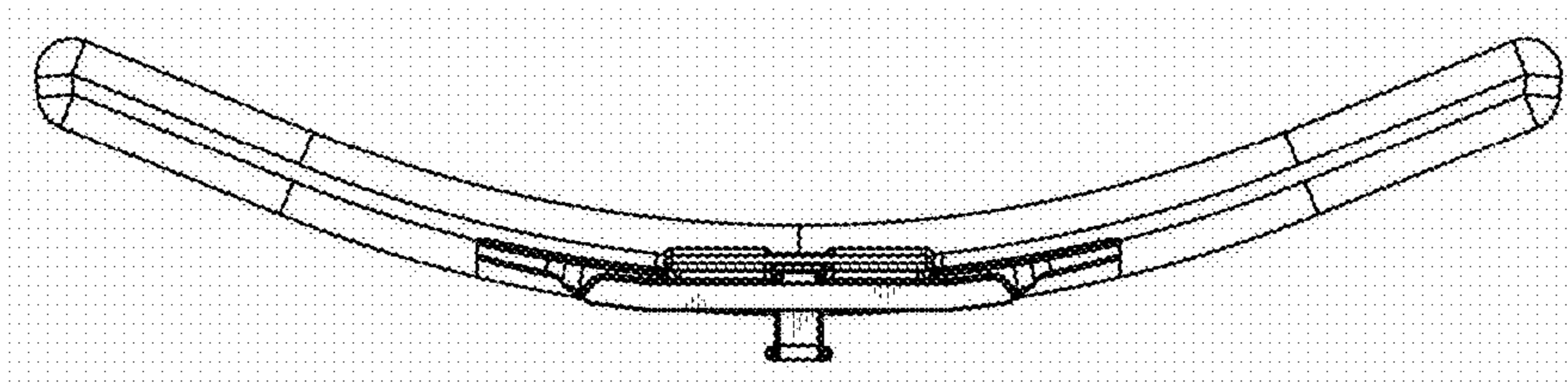


FIG. 2

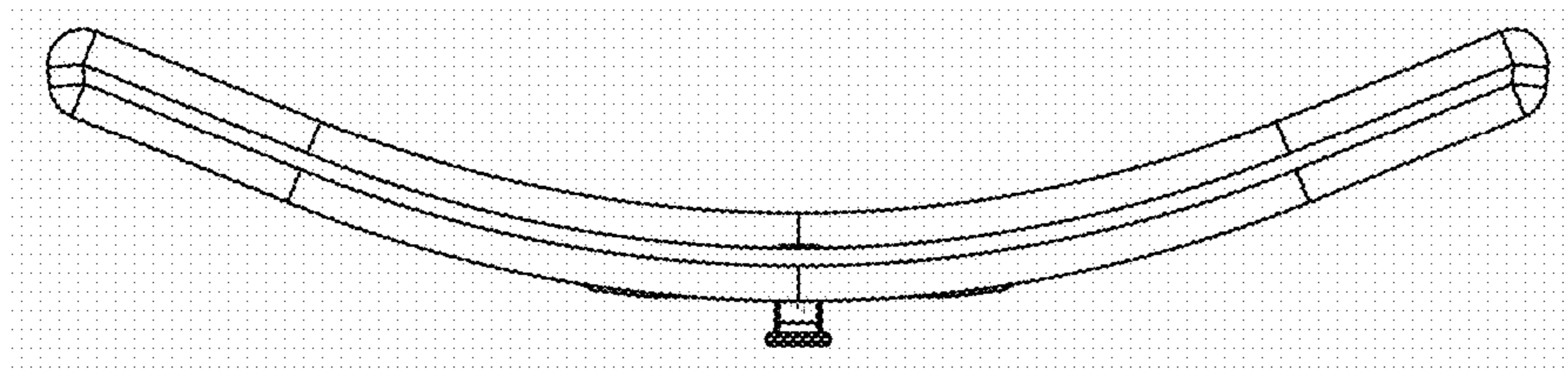


FIG. 3

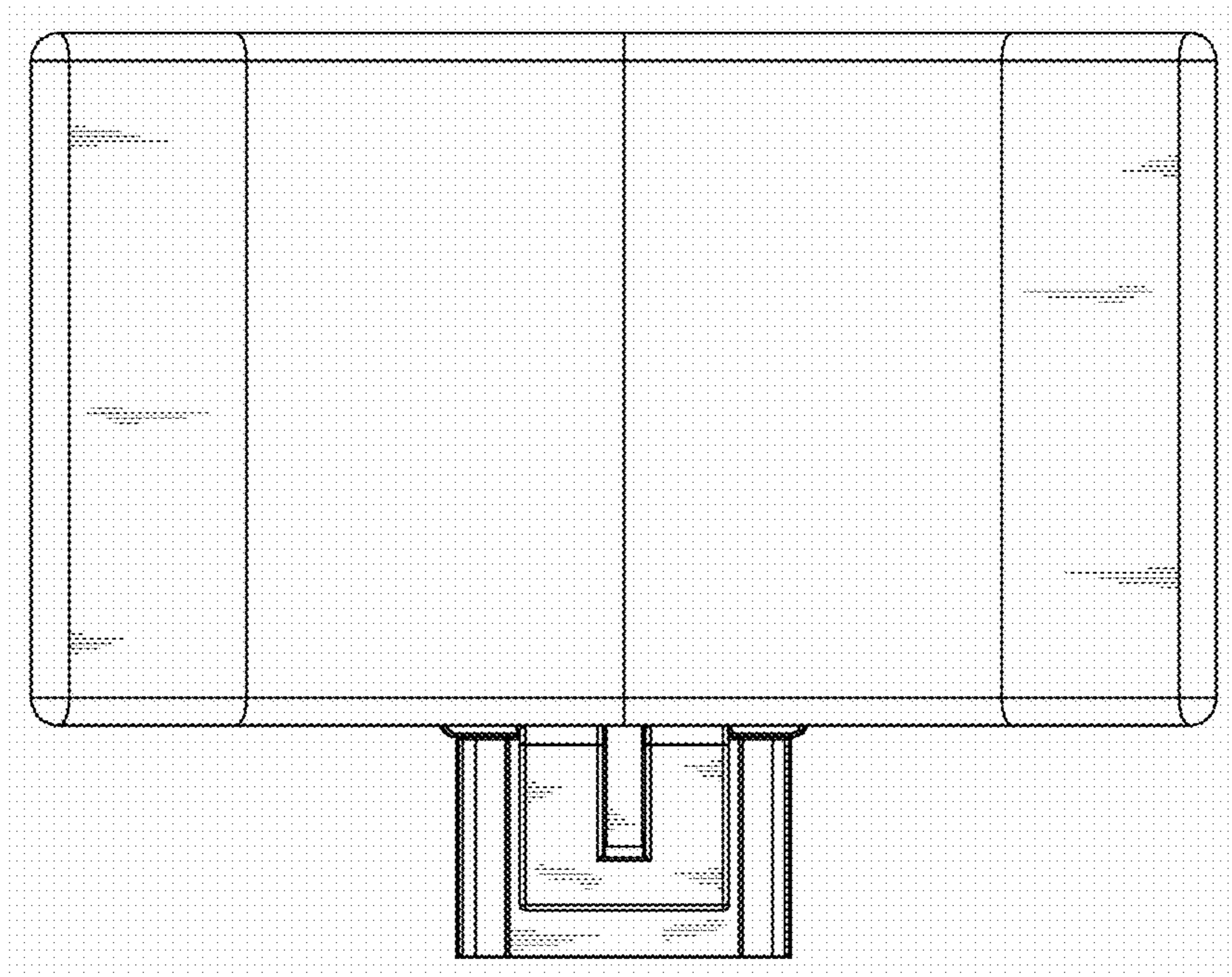


FIG. 4

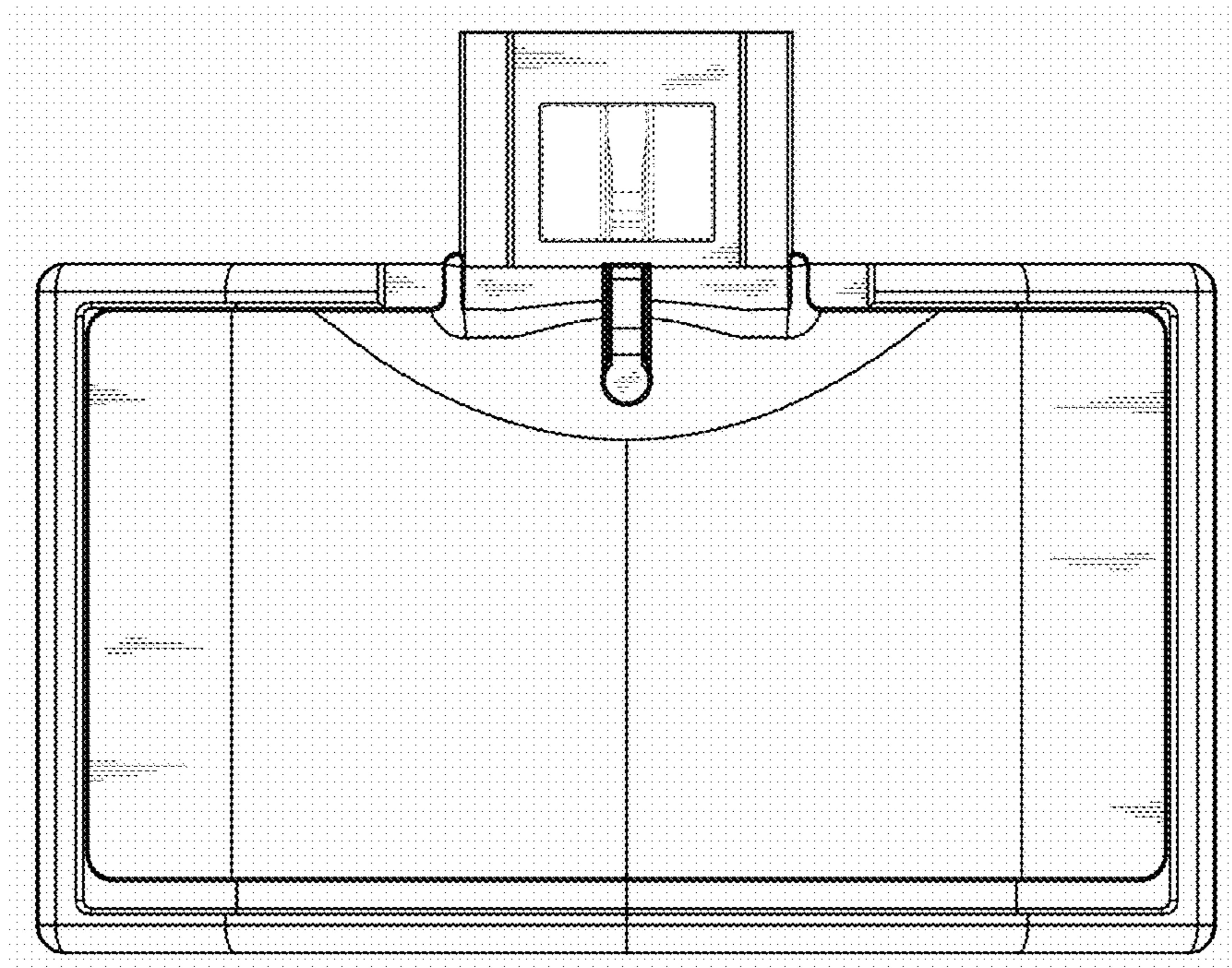


FIG. 5

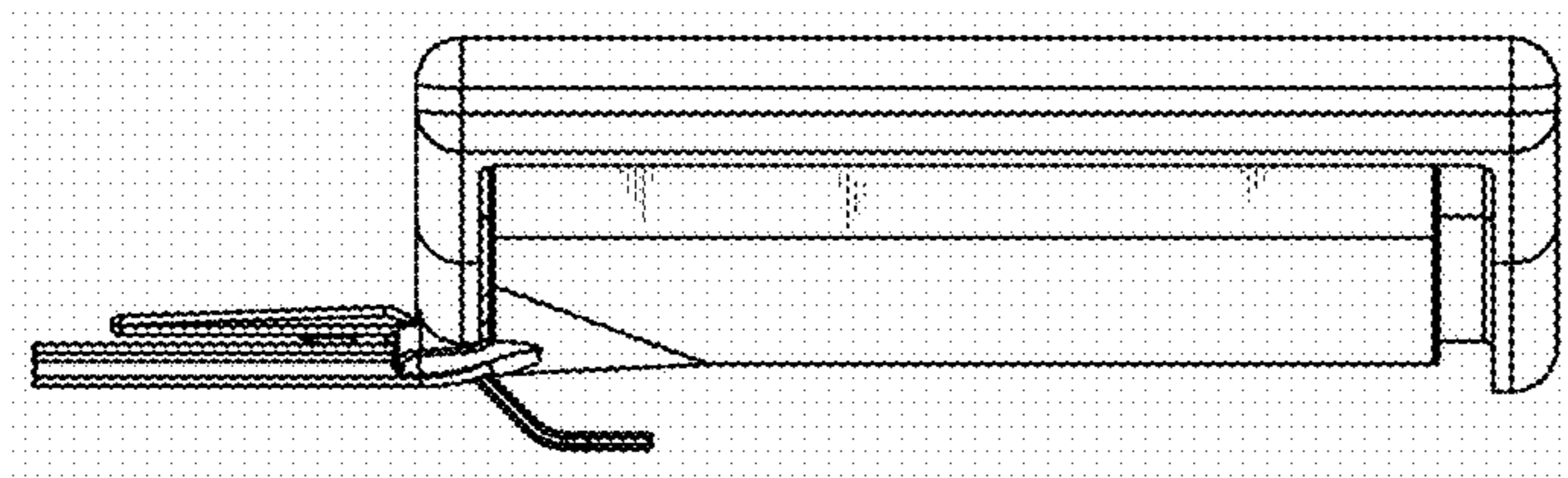


FIG. 6

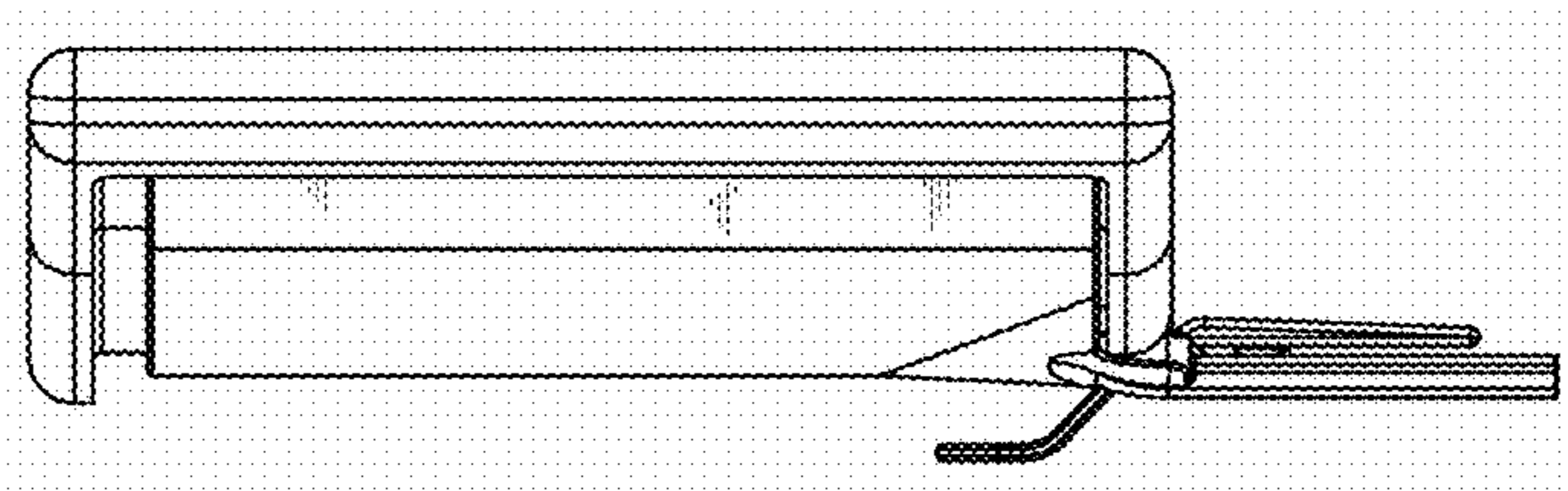


FIG. 7

