



US00D847344S

(12) **United States Design Patent** (10) **Patent No.:** **US D847,344 S**  
**McEwen et al.** (45) **Date of Patent:** **\*\* Apr. 30, 2019**

(54) **ENGAGEMENT SHIELD FOR A TOURNIQUET CUFF**  
(71) Applicant: **Western Clinical Engineering Ltd.,** Vancouver (CA)  
(72) Inventors: **James A. McEwen,** Vancouver (CA); **Michael Jameson,** North Vancouver (CA); **Kenneth L. Glinz,** Richmond (CA); **Jeswin Jeyasurya,** Vancouver (CA); **Tom Yu Chia Lai,** Vancouver (CA)

4,520,819 A 6/1985 Birmingham  
4,605,010 A 8/1986 McEwen  
4,635,635 A 1/1987 Robinette-Lehman  
4,671,290 A 6/1987 Miller  
D302,301 S 7/1989 Robinette-Lehman  
D320,858 S \* 10/1991 Kida ..... D24/165  
5,193,549 A 3/1993 Bellin  
5,201,758 A 4/1993 Glover  
5,254,087 A 10/1993 McEwen  
5,312,431 A 5/1994 McEwen  
5,316,002 A 5/1994 Jackson  
5,411,518 A 5/1995 Goldstein  
5,413,582 A 5/1995 Eaton

(Continued)

(73) Assignee: **Western Clinical Engineering Ltd.,** Vancouver (CA)

*Primary Examiner* — Anhdao Doan  
(74) *Attorney, Agent, or Firm* — Klarquist Sparkman, LLP

(\*\*) Term: **15 Years**

(21) Appl. No.: **29/630,116**

(22) Filed: **Dec. 19, 2017**

(51) **LOC (11) Cl.** ..... **24-01**

(52) **U.S. Cl.**  
USPC ..... **D24/169; D24/143**

(58) **Field of Classification Search**  
USPC ..... D24/143, 165, 167, 169, 186, 189, 200  
CPC ..... A61B 17/1327; A61B 17/1322; A61B 17/1325; B63B 35/7933; B63B 2035/794  
See application file for complete search history.

(56) **References Cited**

U.S. PATENT DOCUMENTS

3,467,077 A 9/1969 Cohen  
3,552,383 A 1/1971 Krueger  
3,654,931 A 4/1972 Hazlewood  
3,892,229 A 7/1975 Taylor  
4,013,069 A 3/1977 Hasty  
4,321,929 A 3/1982 Lemelson  
4,326,416 A 4/1982 Fredberg  
4,469,099 A 9/1984 McEwen  
4,479,494 A 10/1984 McEwen

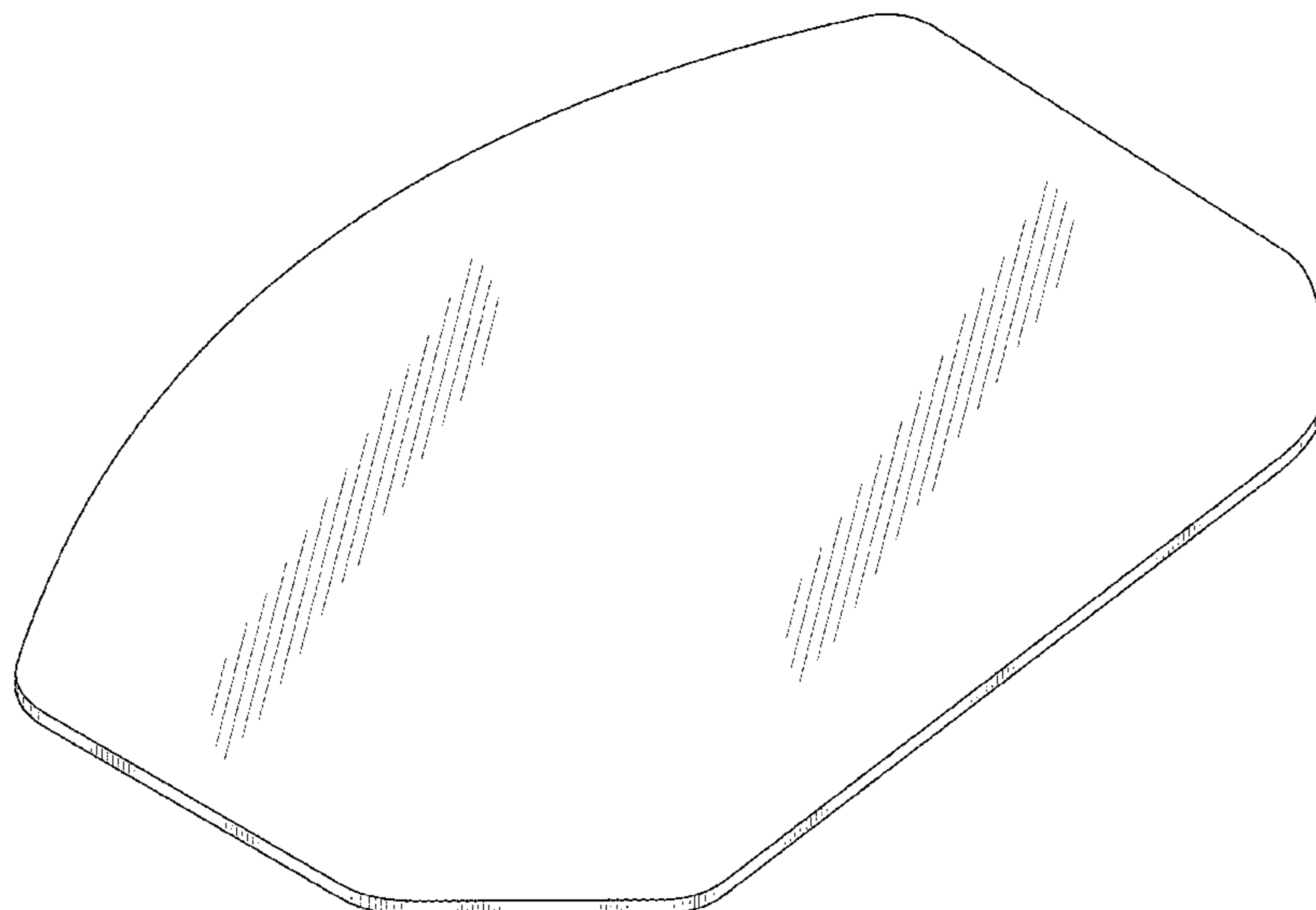
(57) **CLAIM**

We claim the ornamental design for an engagement shield for a tourniquet cuff, as shown and described.

**DESCRIPTION**

FIG. 1 is a perspective view of the engagement shield for a tourniquet cuff showing a left side, a top and a front.  
FIG. 2 is a front elevational view thereof  
FIG. 3 is a rear elevational view thereof.  
FIG. 4 is a right side elevational view thereof.  
FIG. 5 is a left side elevational view thereof.  
FIG. 6 is a top plan view thereof.  
FIG. 7 is a bottom plan view thereof.  
FIG. 8 is a top plan view of the engagement shield of FIGS. 1-7 shown in relation to a first exemplary tourniquet cuff; and,  
FIG. 9 is a top plan view of the engagement shield of FIGS. 1-7 shown in relation to a second exemplary tourniquet cuff. The broken line showings of tourniquet cuffs illustrate the environment of the claimed design and form part no part thereof.

**1 Claim, 5 Drawing Sheets**



(56)

References Cited

U.S. PATENT DOCUMENTS

5,439,477 A	8/1995	McEwen	6,484,371 B1	11/2002	Romanko et al.
5,445,144 A	8/1995	Wodicka	6,506,206 B1	1/2003	Guzman
5,454,831 A	10/1995	McEwen	6,589,267 B1	7/2003	Hui
5,502,902 A	4/1996	Sussmann	6,605,103 B2	8/2003	Hovanes
5,556,415 A	9/1996	McEwen	6,682,547 B2	1/2004	McEwen et al.
5,575,762 A	11/1996	Peeler	D583,477 S *	12/2008	Kato ..... D24/165
5,584,853 A	12/1996	McEwen	7,479,154 B2	1/2009	McEwen et al.
5,607,447 A	3/1997	McEwen	7,955,352 B2	6/2011	McEwen et al.
5,649,954 A	7/1997	McEwen	8,137,378 B2	3/2012	McEwen et al.
5,681,339 A	10/1997	McEwen	8,480,842 B2 *	7/2013	McEwen ..... A61B 17/135 156/290
5,733,304 A	3/1998	Spence	D715,446 S *	10/2014	Lee ..... D24/167
5,741,295 A	4/1998	McEwen	D716,958 S *	11/2014	Thomas ..... D24/200
D399,000 S *	9/1998	Rothman ..... D24/167	9,011,483 B2 *	4/2015	McEwen ..... A61B 17/1355 602/13
5,855,589 A	1/1999	McEwen et al.	D783,843 S *	4/2017	Grondahl ..... D24/189
5,911,735 A	6/1999	McEwen	D823,466 S *	7/2018	Marogil ..... D24/143
5,931,853 A	8/1999	McEwen	2003/0036771 A1	2/2003	McEwen et al.
5,935,146 A	8/1999	McEwen	2003/0167070 A1	9/2003	McEwen et al.
5,968,073 A	10/1999	Jacobs	2004/0147956 A1	7/2004	Hovanes et al.
6,051,016 A	4/2000	Mesaros	2006/0287672 A1	12/2006	McEwen et al.
6,149,600 A	11/2000	Poorman-Ketchum	2007/0032819 A1	2/2007	McEwen et al.
6,210,423 B1	4/2001	Simil	2013/0289612 A1	10/2013	McEwen et al.
6,299,629 B1	10/2001	Gruenfeld et al.	2016/0128700 A1 *	5/2016	Fry ..... A61B 17/1322 606/203
6,475,228 B1	11/2002	Mesaros			

\* cited by examiner

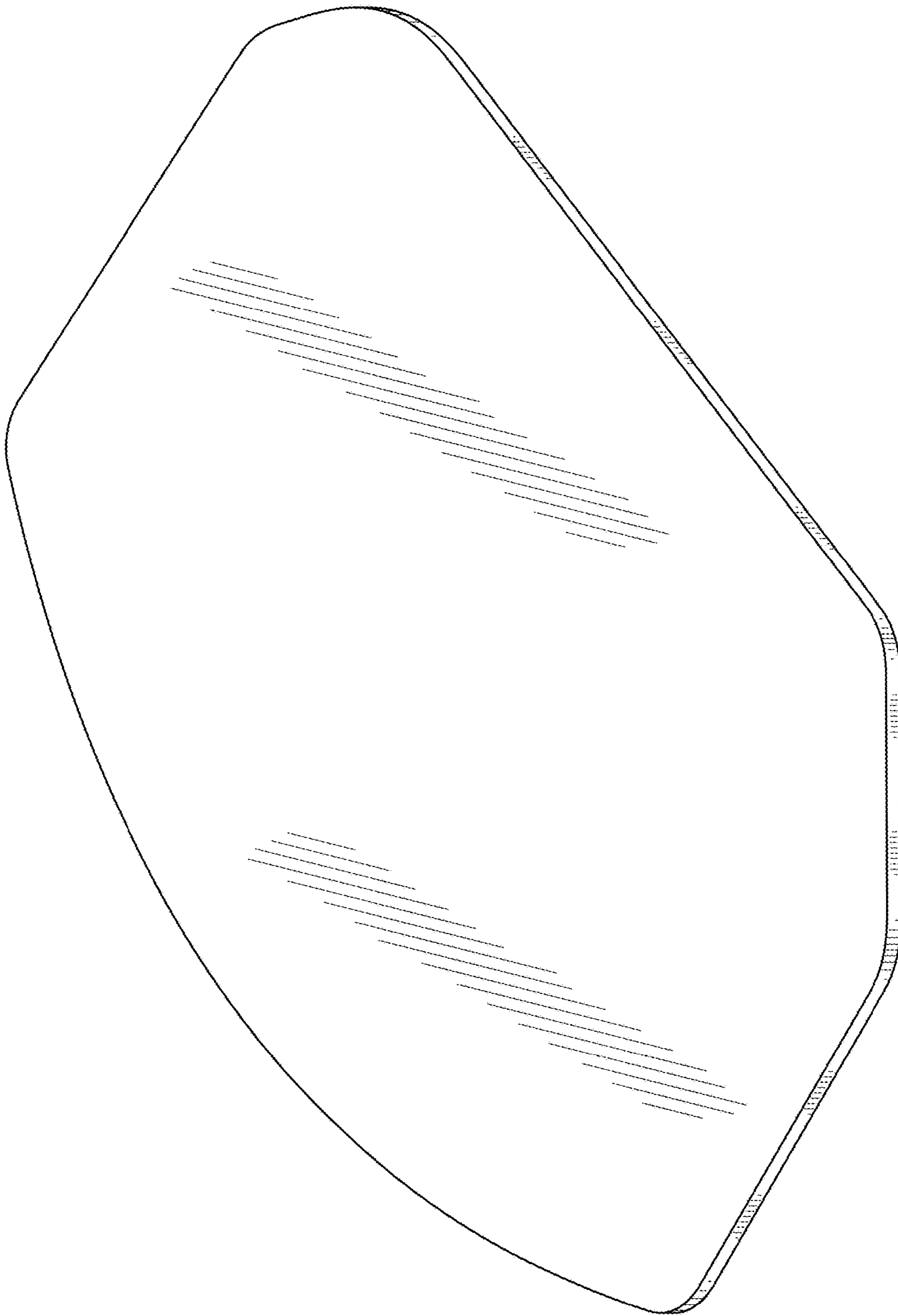


FIG. 1

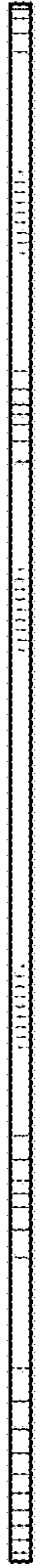


FIG. 2

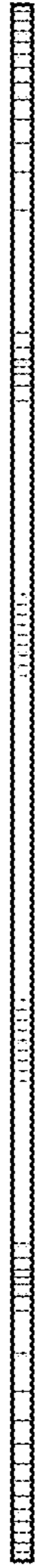


FIG. 3

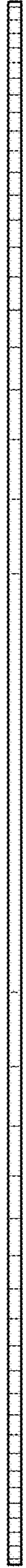


FIG. 4



FIG. 5

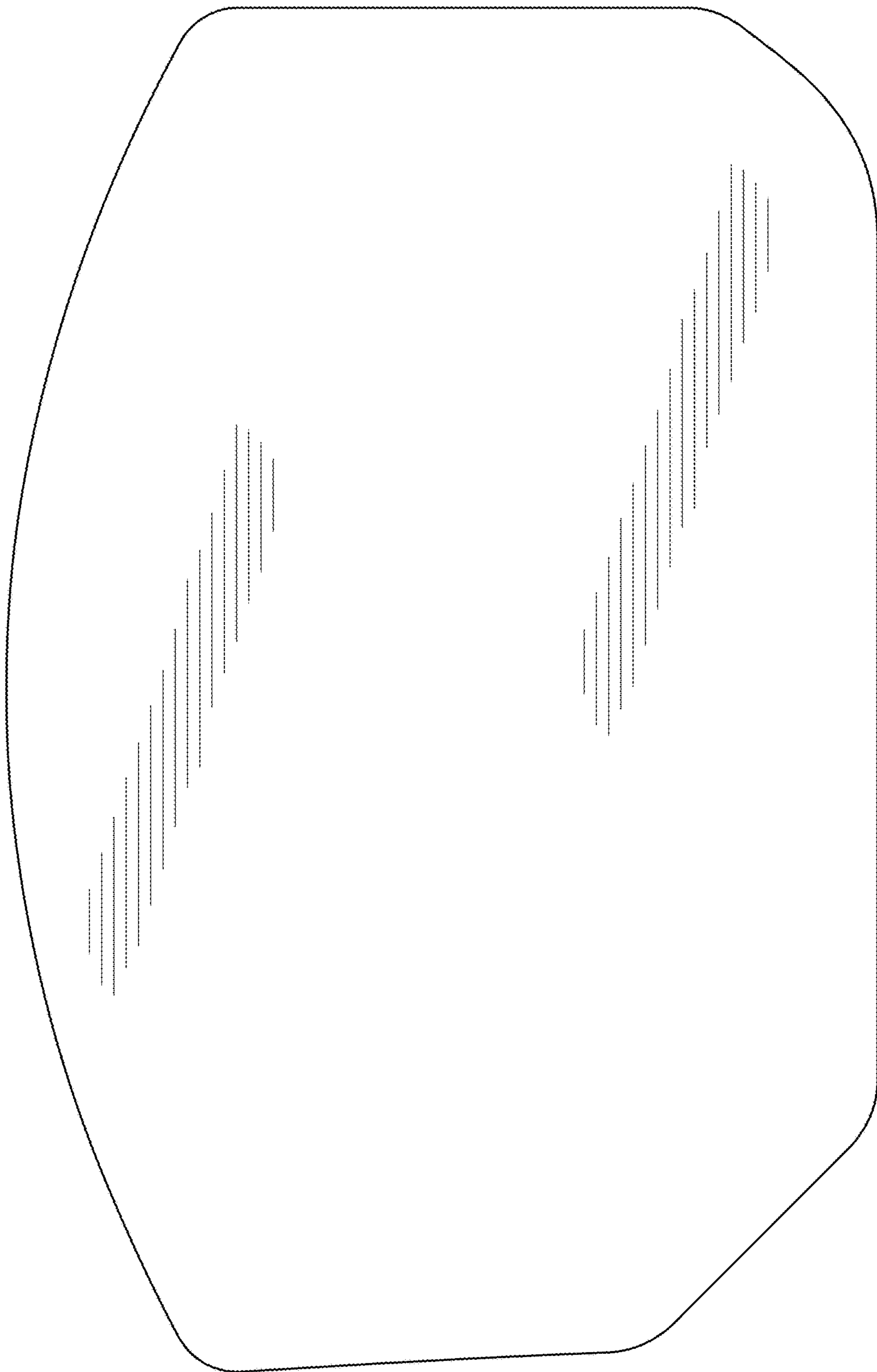


FIG. 6



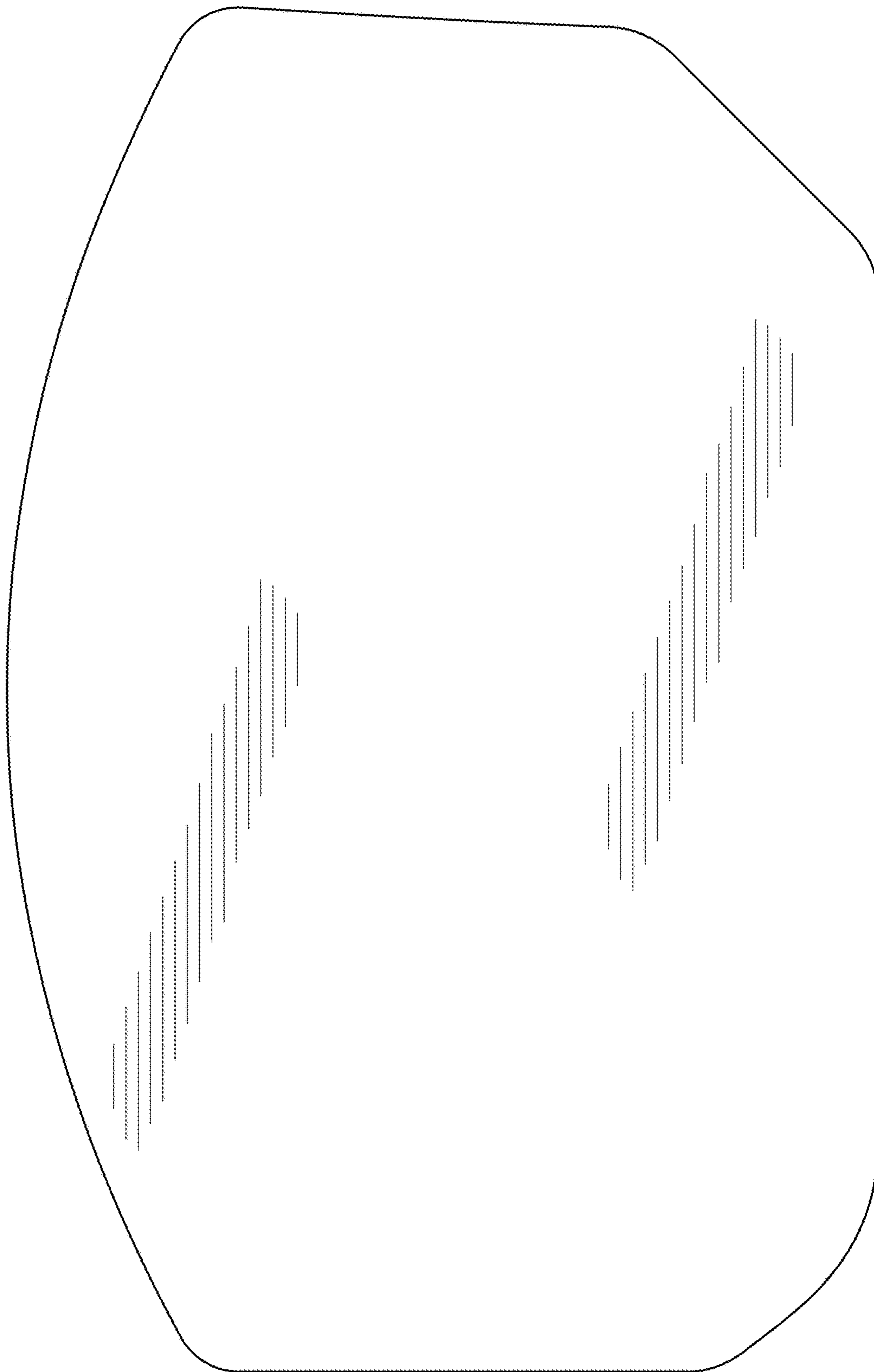


FIG. 7




FIG. 8

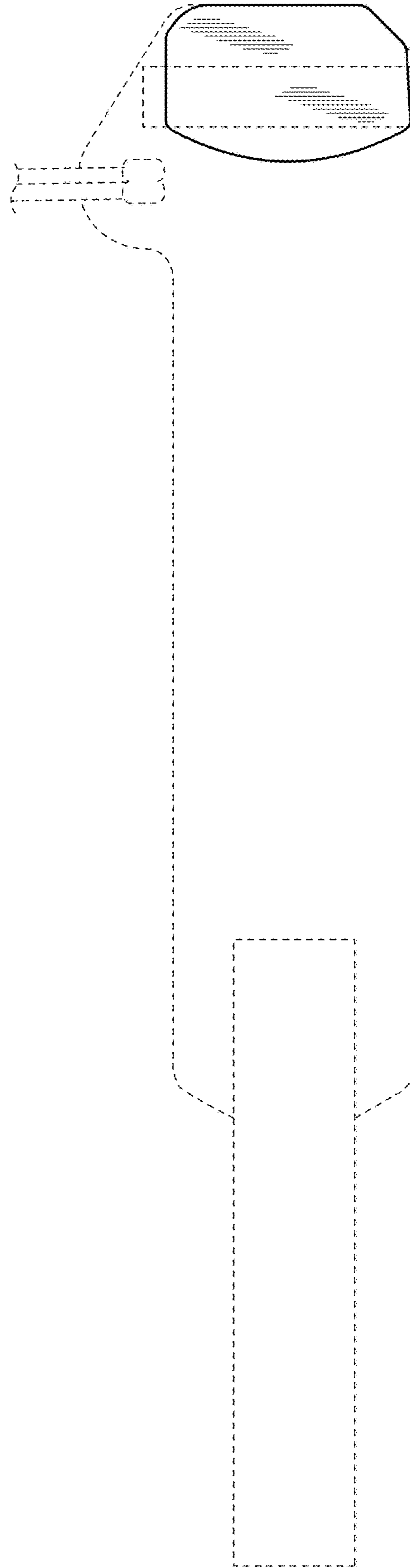


FIG. 9