



US00D847341S

(12) **United States Design Patent** (10) **Patent No.:** **US D847,341 S**
Surgeon et al. (45) **Date of Patent:** **** Apr. 30, 2019**

(54) **SPINAL IMPLANT**

(56) **References Cited**

(71) Applicant: **Warsaw Orthopedic, Inc**, Warsaw, IN (US)
(72) Inventors: **Carrie L. Surgeon**, Memphis, TN (US); **William D. Armstrong**, Memphis, TN (US); **Anthony J. Melkent**, Germantown, TN (US); **Virginia L. Richardson**, Memphis, TN (US); **Scott David Renner**, Memphis, TN (US); **Christopher C. Shaffrey**, Charlottesville, VA (US); **Lawrence G. Lenke**, New York, NY (US); **Ronald A. Lehman**, Englewood, NJ (US); **Tyler R. Koski**, Wilmette, IL (US); **Russell P. Nockels**, Chicago, IL (US); **Ian J. Harding**, Bristol (GB)
(73) Assignee: **Warsaw Orthopedic, Inc.**, Warsaw, IN (US)

U.S. PATENT DOCUMENTS

D620,110 S * 7/2010 Courtney D24/155
D620,112 S * 7/2010 Courtney D24/155
D620,113 S * 7/2010 Courtney D24/155
D630,749 S * 1/2011 Tornier D24/155
D653,757 S * 2/2012 Binder A61F 2/446
D24/155
D665,081 S * 8/2012 Hansell A61F 2/4465
D24/155
D718,860 S * 12/2014 Farris D24/155
8,900,310 B2 * 12/2014 Carlson A61F 2/446
623/17.16
D722,695 S * 2/2015 Kaufmann D24/155
8,979,927 B2 * 3/2015 Huntsman A61F 2/4455
623/17.11
D731,063 S * 6/2015 VerHage D24/155
D733,303 S * 6/2015 Peterson A61F 2/4465
D24/155
D737,446 S * 8/2015 Butler A61F 2/4455
D24/155
D741,488 S * 10/2015 Tohmeh D24/155
9,198,774 B2 * 12/2015 Pisharodi A61F 2/447

(Continued)

Primary Examiner — Charles D Hanson

(**) Term: **15 Years**

(57) **CLAIM**

(21) Appl. No.: **29/624,396**

The ornamental design for a spinal implant, as shown and described.

(22) Filed: **Oct. 31, 2017**

DESCRIPTION

(51) **LOC (11) Cl.** **24-03**

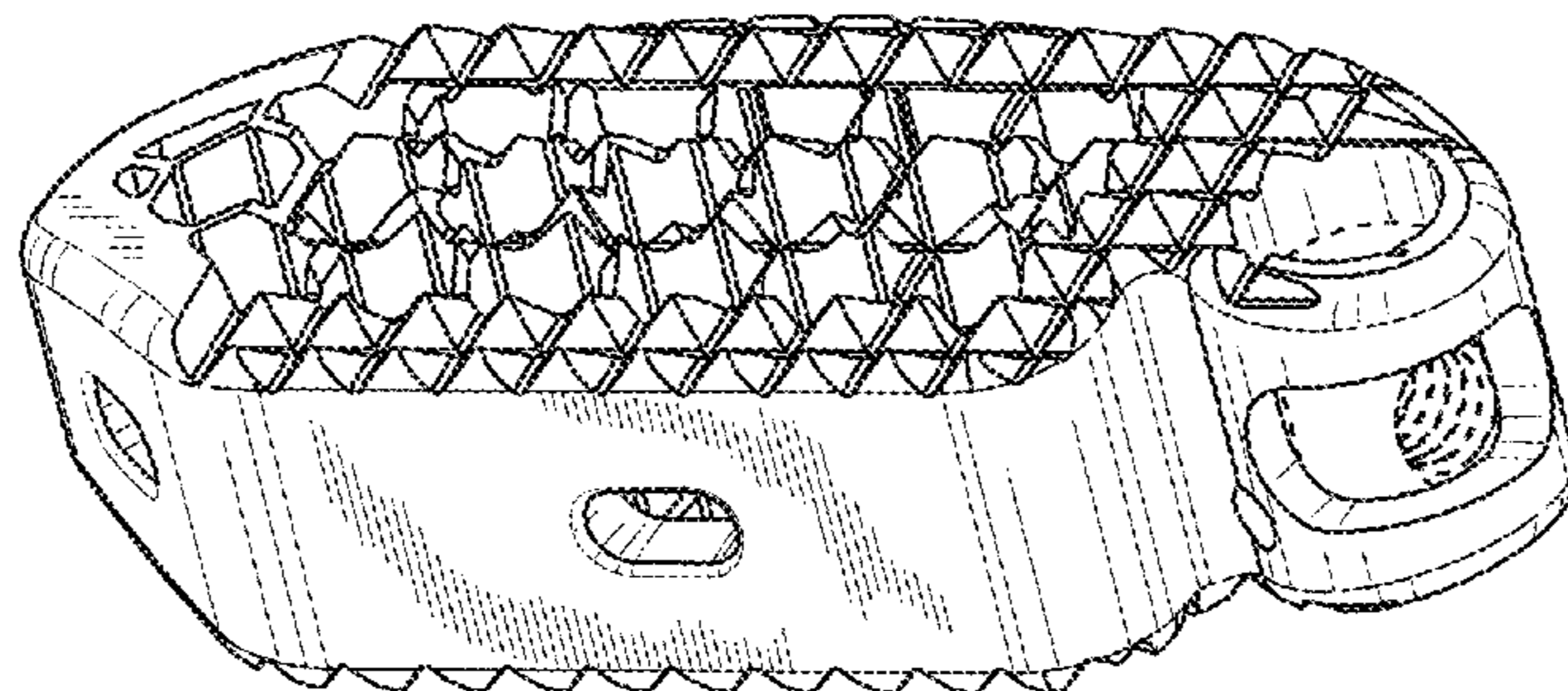
(52) **U.S. Cl.**
USPC **D24/155**

(58) **Field of Classification Search**
USPC D24/155-157
CPC A61F 2/4611; A61F 2/442; A61F 2/447;
A61F 2220/0025; A61F 2310/00023;
A61F 2310/00017; A61F 2002/4475;
A61F 2002/30841; A61F 2002/2835;
A61F 2002/30904; A61F 2002/30785;
A61F 2002/443; A61F 2002/30578

FIG. 1 is a perspective view of a spinal implant;
FIG. 2 is a side view of the spinal implant;
FIG. 3 is a side view of the spinal implant;
FIG. 4 is a top view of the spinal implant;
FIG. 5 is a bottom view of the spinal implant;
FIG. 6 is a side view of the spinal implant; and,
FIG. 7 is a side view of the spinal implant.
The broken lines shown in the drawings illustrate structural environment and form no part of the claimed design.

See application file for complete search history.

1 Claim, 6 Drawing Sheets



(56)

References Cited

U.S. PATENT DOCUMENTS

9,295,562	B2 *	3/2016	Lechmann	A61F 2/3094
D753,305	S *	4/2016	Butler	A61F 2/4465
				D24/155
9,320,610	B2 *	4/2016	Alheidt	A61F 2/4611
2002/0169508	A1 *	11/2002	Songer	A61B 17/70
				623/17.11
2003/0023306	A1 *	1/2003	Liu	A61F 2/447
				623/17.11
2003/0105528	A1 *	6/2003	Shimp	A61F 2/28
				623/17.16
2003/0139812	A1 *	7/2003	Garcia	A61B 17/025
				623/17.11

* cited by examiner

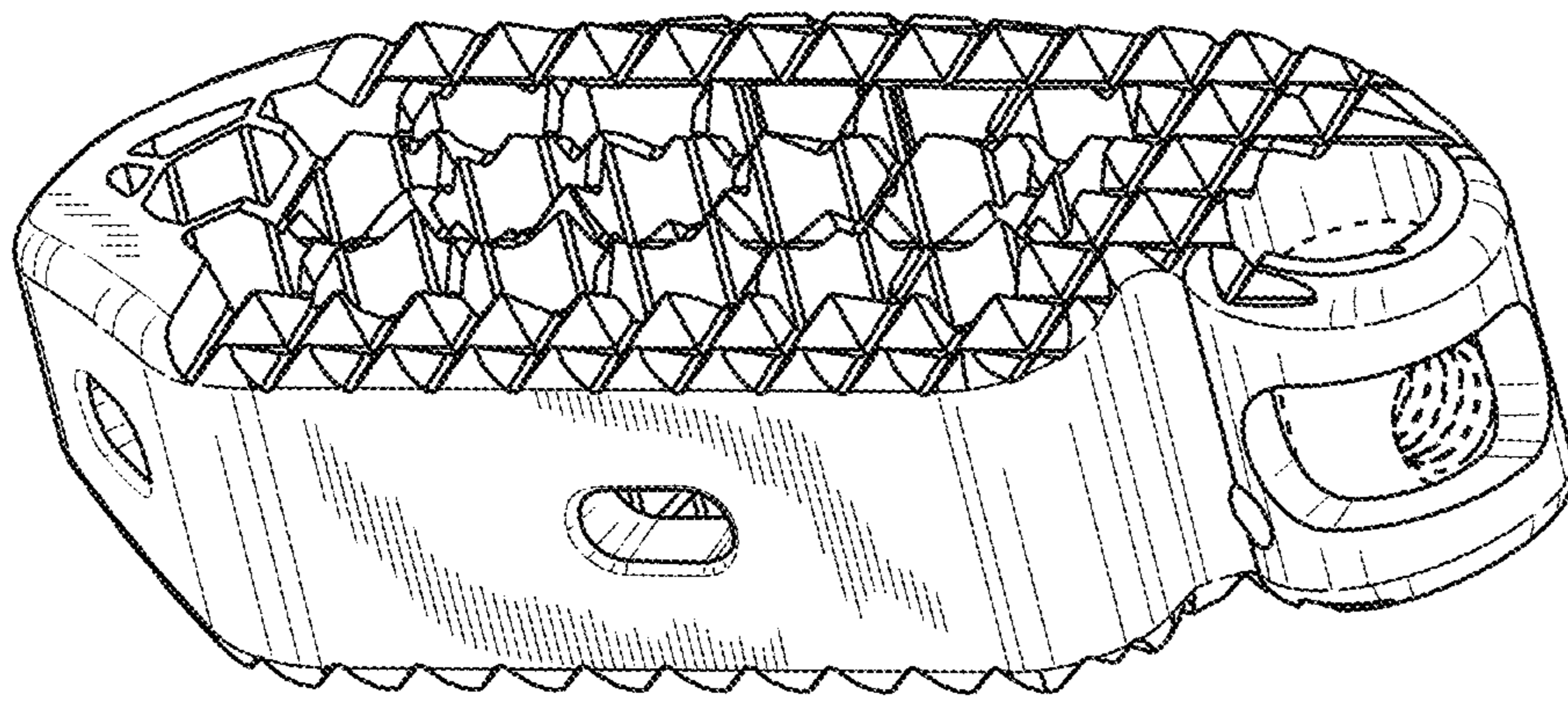


FIG. 1

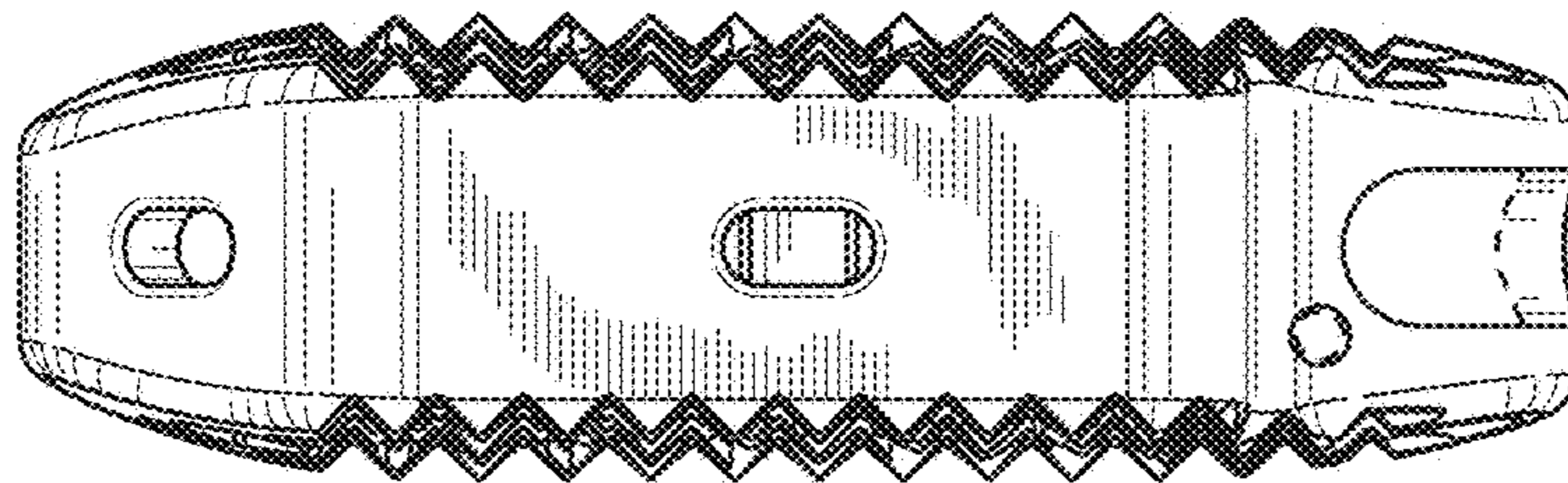


FIG. 2

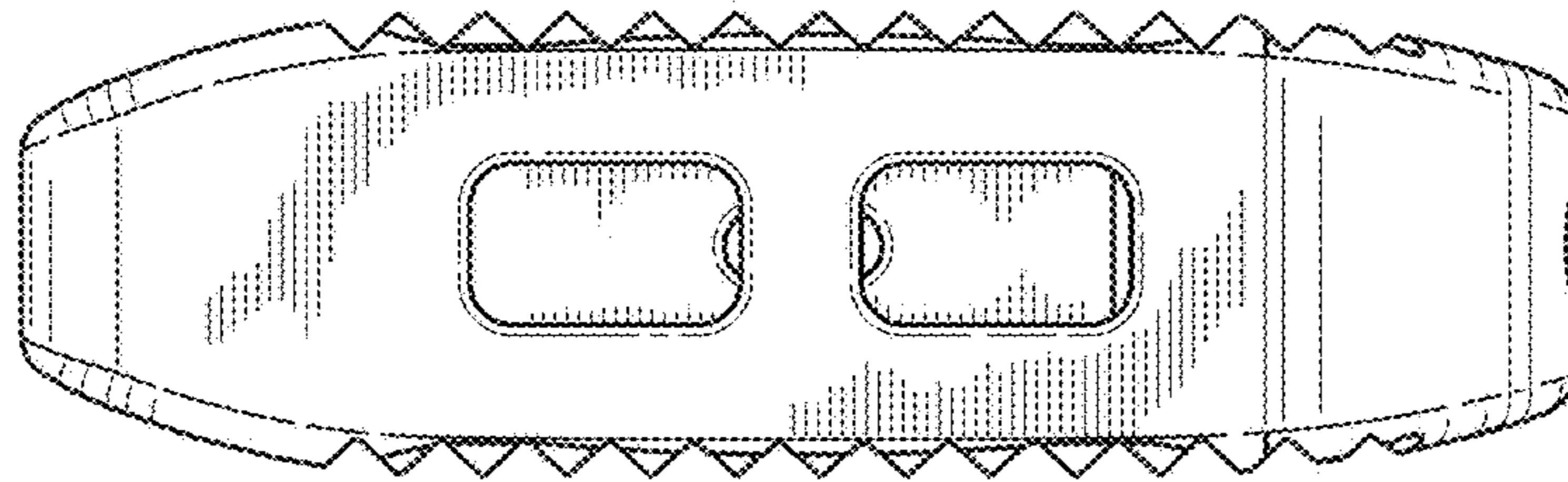


FIG. 3

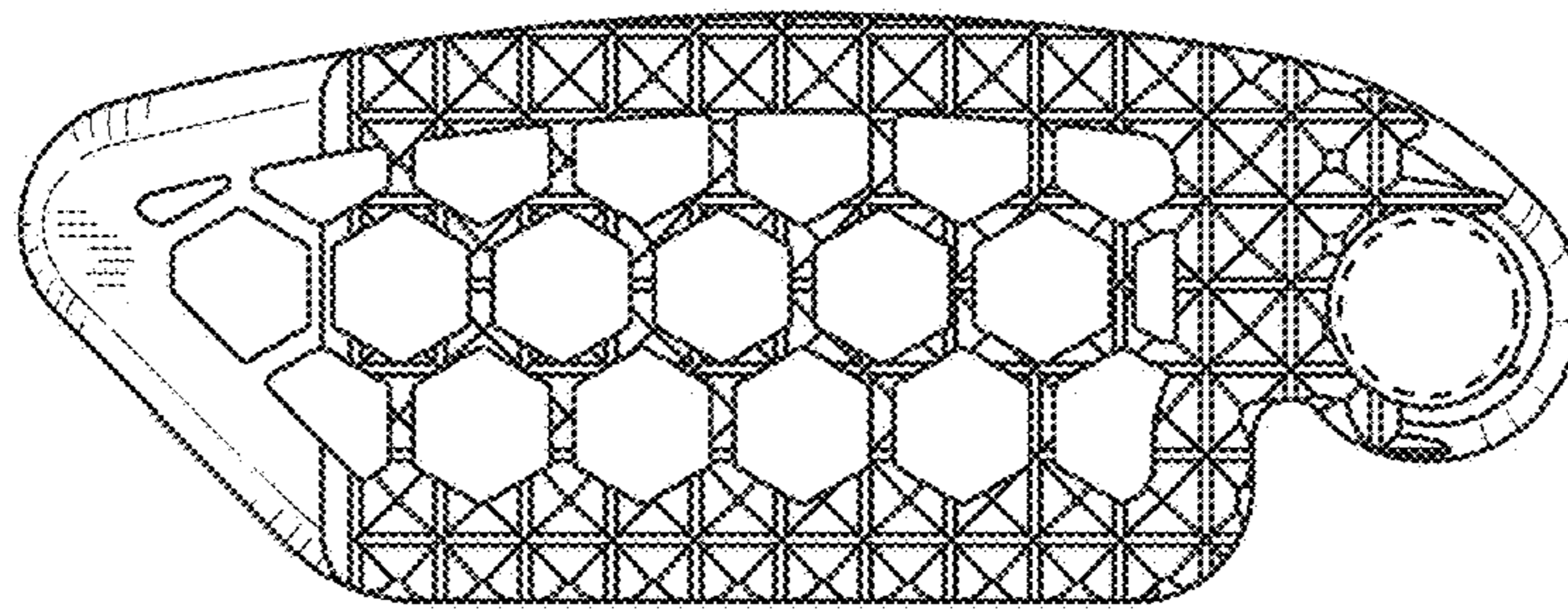


FIG. 4

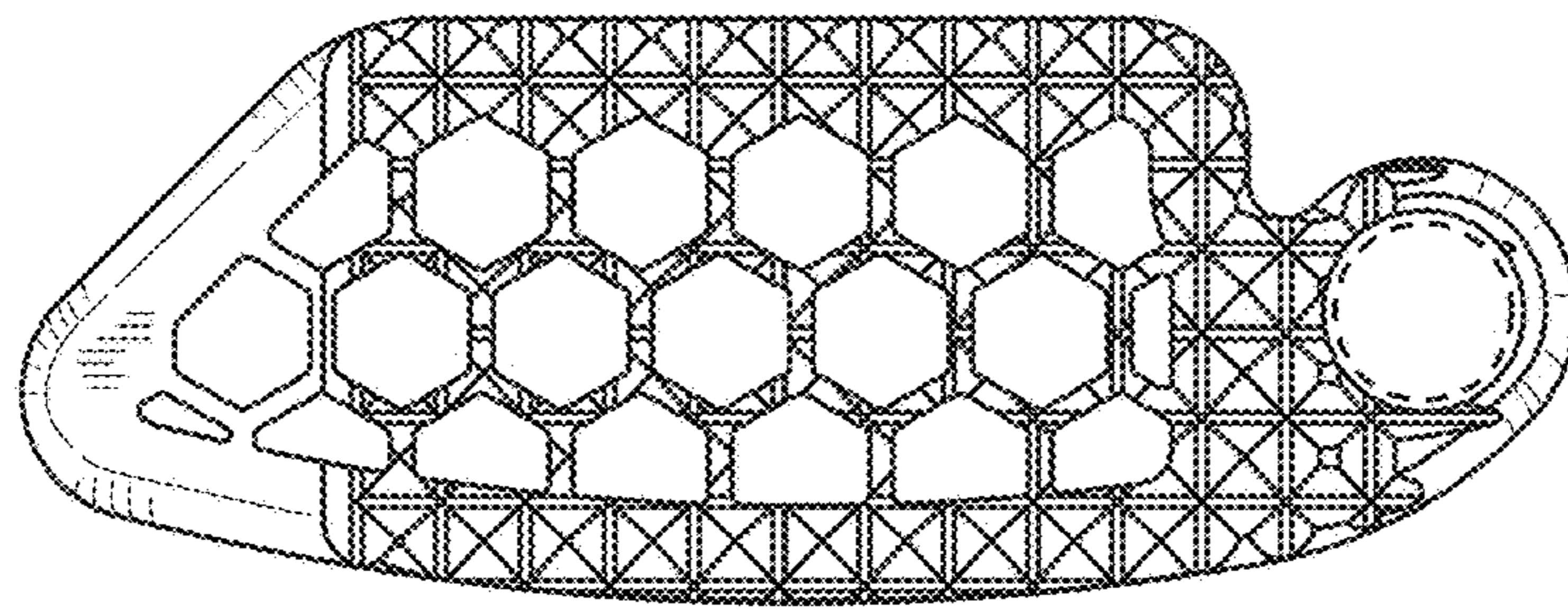


FIG. 5

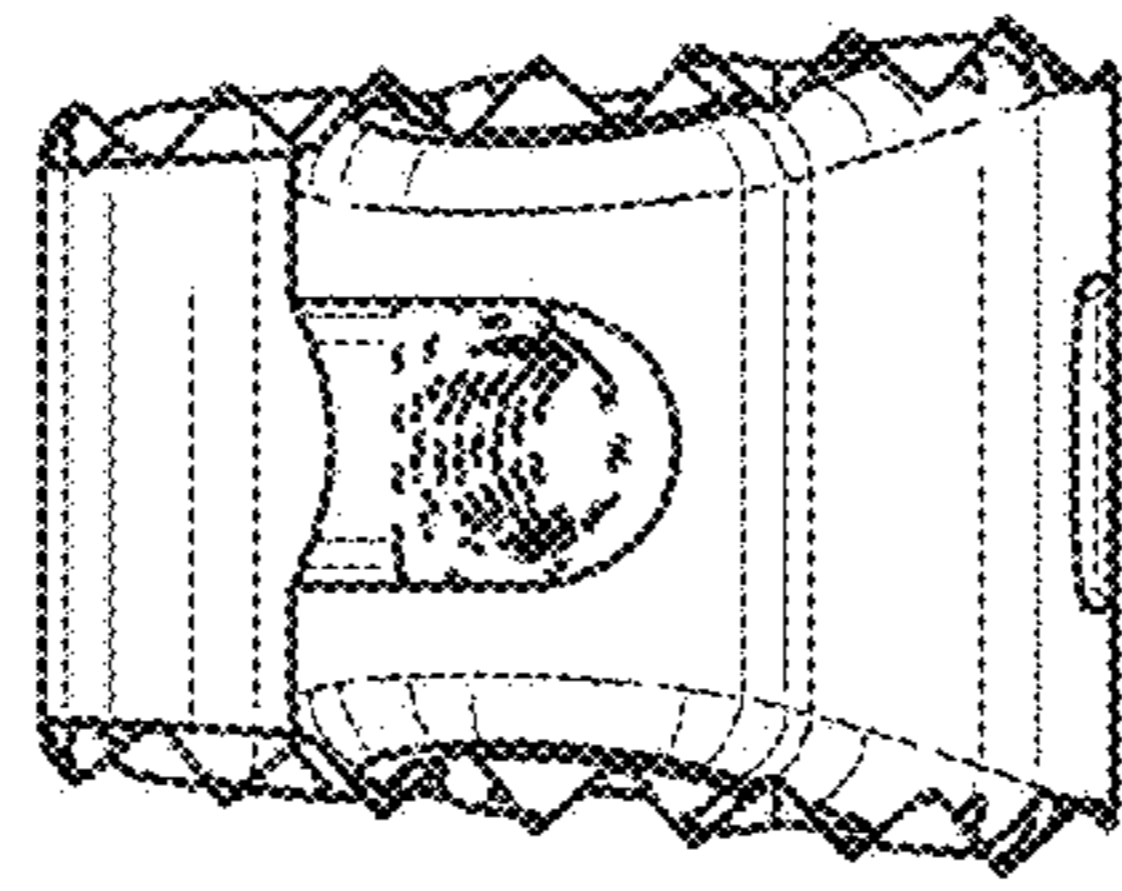


FIG. 6

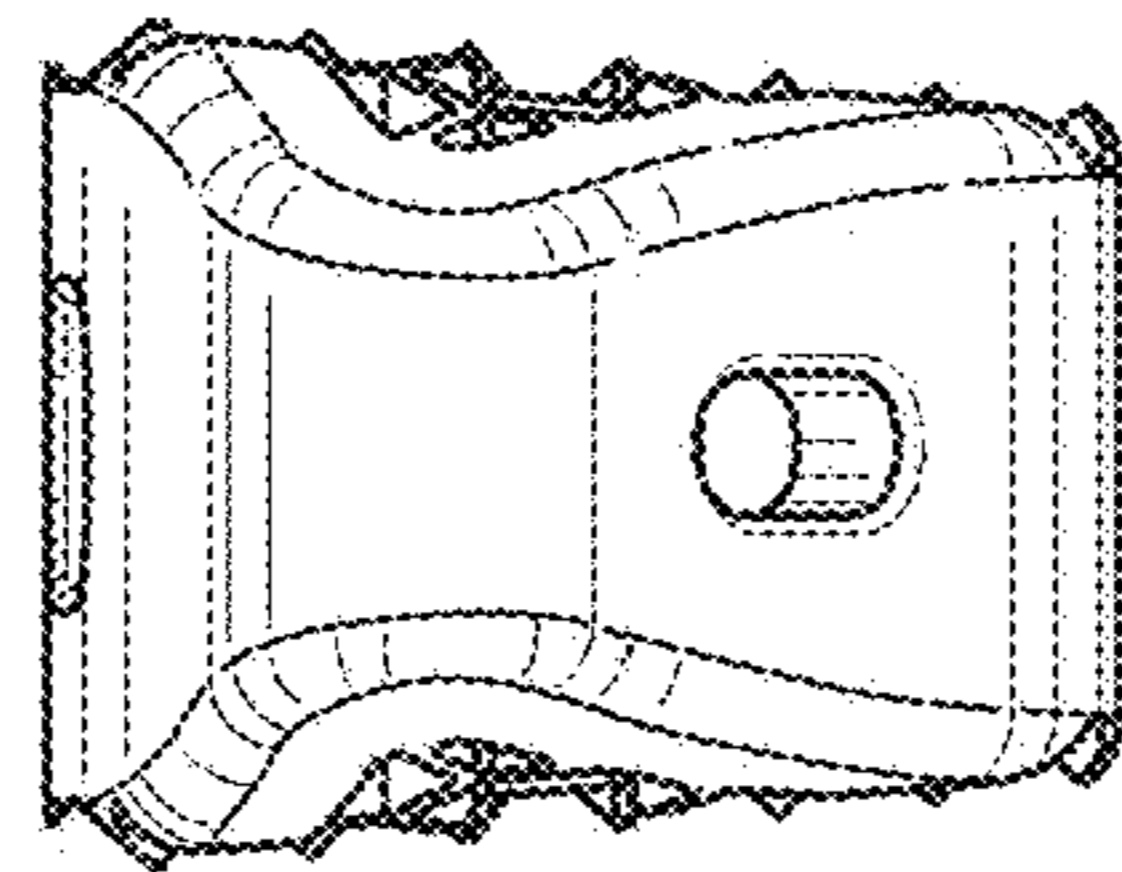


FIG. 7

UNITED STATES PATENT AND TRADEMARK OFFICE
CERTIFICATE OF CORRECTION

PATENT NO. : D847,341 S
APPLICATION NO. : 29/624396
DATED : April 30, 2019
INVENTOR(S) : Surgeon et al.

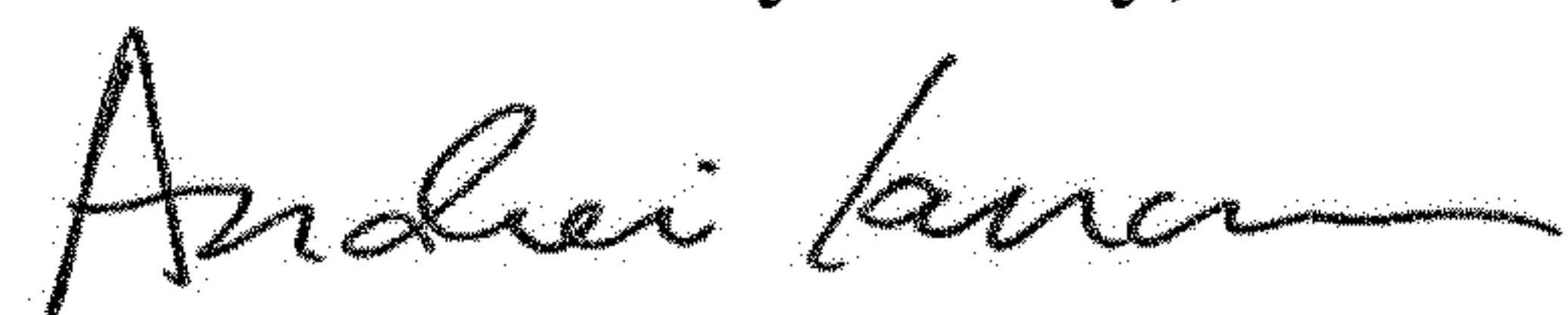
Page 1 of 1

It is certified that error appears in the above-identified patent and that said Letters Patent is hereby corrected as shown below:

On the Title Page

In Item (71), under "Applicant", in Column 1, Line 1, delete "Warsaw Orthopedic, Inc," and insert -- Warsaw Orthopedic, Inc., --, therefor.

Signed and Sealed this
Sixteenth Day of July, 2019



Andrei Iancu
Director of the United States Patent and Trademark Office