



US00D847338S

(12) **United States Design Patent** (10) **Patent No.:** **US D847,338 S**
Arabin (45) **Date of Patent:** **** Apr. 30, 2019**

(54) **MEDICAL IMPLANT**
(71) Applicant: **Dr. Arabin GmbH & Co. KG**, Witten (DE)
(72) Inventor: **Birgit Arabin**, Marburg (DE)
(73) Assignee: **DR. ARABIN GMBH & CO. KG**, Witten (DE)

D538,431 S * 3/2007 Botha D24/155
D618,800 S * 6/2010 Mayon D24/155
D684,693 S * 6/2013 Hanssen D24/155
D719,261 S * 12/2014 Skvaro D24/155
D730,183 S * 5/2015 Fahl D24/155
D743,551 S * 11/2015 Gronberg D24/127
D765,845 S * 9/2016 Prybyla D24/155
D783,167 S * 4/2017 Falkenberg D24/155

* cited by examiner

(**) Term: **15 Years**

Primary Examiner — Charles D Hanson

(21) Appl. No.: **29/546,364**

(74) *Attorney, Agent, or Firm* — Jason H. Vick; Sheridan Ross, PC

(22) Filed: **Nov. 20, 2015**

(30) **Foreign Application Priority Data**

May 21, 2015 (EM) 002704452-0001

(51) **LOC (11) Cl.** **24-03**

(52) **U.S. Cl.**
USPC **D24/155**

(58) **Field of Classification Search**
USPC D24/155-157
CPC A61F 2/4611; A61F 2/442; A61F 2/447;
A61F 2220/0025; A61F 2310/00023;
A61F 2310/00017; A61F 2002/4475;
A61F 2002/30841; A61F 2002/2835;
A61F 2002/30904; A61F 2002/30785;
A61F 2002/443; A61F 2002/30578
See application file for complete search history.

(57) **CLAIM**

The ornamental design for a medical implant, as shown and described.

(56) **References Cited**


U.S. PATENT DOCUMENTS

D249,957 S * 10/1978 Eicher D24/155
D286,181 S * 10/1986 Kenna D24/155
D467,341 S * 12/2002 Meyer D24/155
D493,224 S * 7/2004 Cosgrove D24/155

DESCRIPTION

FIG. 1 is a perspective view of a medical implant, showing a new design;
FIG. 2 is a top plans view thereof; and,
FIG. 3 is a bottom plan view thereof.
The broken lines showing a medical implant are included for the purpose of illustrating environment and form no part of the claimed design.

1 Claim, 3 Drawing Sheets






FIG. 1




FIG. 2




FIG. 3