



US00D847332S

(12) **United States Design Patent**
Whiteside

(10) **Patent No.:** **US D847,332 S**
(45) **Date of Patent:** **** Apr. 30, 2019**

(54) **LEG WRAP ACCOMMODATING A PERIPHERALLY INSERTED CENTRAL CATHETER**

(71) Applicant: **The Children’s Mercy Hospital,**
Kansas City, MO (US)

(72) Inventor: **Christina Whiteside,** Kansas City, MO (US)

(73) Assignee: **The Children’s Mercy Hospital,**
Kansas, MO (US)

(**) Term: **15 Years**

(21) Appl. No.: **29/635,906**

(22) Filed: **Feb. 5, 2018**

(51) **LOC (11) Cl.** **24-02**

(52) **U.S. Cl.**
USPC **D24/128**

(58) **Field of Classification Search**
USPC D24/127–131, 112–114, 133, 186,
D24/190–192; 607/108–112; 606/181,
(Continued)

(56) **References Cited**

U.S. PATENT DOCUMENTS

D323,239 S * 1/1992 Rooke D2/911
D343,685 S * 1/1994 Felix D24/190
(Continued)

OTHER PUBLICATIONS

CareAline, “CareAline Central Line Wrap”, <https://carealine.com/products/carealine-wrap>, Apr. 10, 2018 date accessed.

Primary Examiner — David G Muller

(74) *Attorney, Agent, or Firm* — Hovey Williams LLP

(57) **CLAIM**

The ornamental design for a leg wrap accommodating a peripherally inserted central catheter, as shown and described.

DESCRIPTION

FIG. 1 is an environmental, perspective view of a leg wrap embodying a first embodiment of my design positioned around a patient’s left leg including a peripherally inserted central catheter (PICC);

FIG. 2 is a top view of the leg wrap shown in FIG. 1;

FIG. 3 is a bottom view of the leg wrap, as shown in FIGS. 1 and 2;

FIG. 4 is an end elevation view of the leg wrap shown in FIGS. 1-3 taken from the end configured to be positioned around the patient’s left thigh;

FIG. 5 is an end elevation view of the leg wrap shown in FIGS. 1-4 taken from the end configured to be positioned around the patient’s left ankle;

FIG. 6 is a left side elevation view of the leg wrap shown in FIG. 1;

FIG. 7 is a right side elevation view of the leg wrap shown in FIG. 1;

FIG. 8 is a top view of leg wrap shown in FIGS. 1-7 depicting the leg wrap in an unfastened configuration;

FIG. 9 is a top view of a leg wrap embodying a second embodiment of my design configured to be worn around a patient’s right leg;

FIG. 10 is a bottom view of the leg wrap as shown in FIG. 9;

FIG. 11 is an end elevation view of the leg wrap shown in FIGS. 9 and 10 taken from the end configured to be positioned around the patient’s right thigh;

FIG. 12 is an end elevation view of the leg wrap shown in FIGS. 9-11 taken from the end configured to be positioned around the patient’s right ankle;

FIG. 13 is a left side elevation view of the leg wrap as shown in FIG. 9; and,

FIG. 14 is a right side elevation view of the leg wrap as shown in FIG. 9.

The broken lines are for illustrative purposes only and form no part of the claimed design.

1 Claim, 6 Drawing Sheets



(58) **Field of Classification Search**
 USPC 606/185; 604/264, 523–528, 272, 187,
 604/158, 164.01–164.11, 181, 184, 227;
 600/101, 139, 143; 128/200.24, 207.14,
 128/207.15
 CPC A61M 25/02; A61M 39/08; A61M 25/00;
 A61M 39/00; A61M 27/00; A61M
 25/0043; A61M 25/0067; A61M 25/0097;
 A61F 2/958
 See application file for complete search history.

(56) **References Cited**

U.S. PATENT DOCUMENTS

D357,070 S * 4/1995 Castillo D24/190
 5,466,251 A * 11/1995 Brunson A61F 7/02
 607/108
 D382,344 S * 8/1997 Swedberg D24/190
 5,873,903 A * 2/1999 Garcia A61F 7/02
 2/912
 D415,282 S * 10/1999 Rutledge D2/610

D449,109 S * 10/2001 Tsujino D24/190
 D456,518 S * 4/2002 Ioannides D24/190
 D578,652 S * 10/2008 Tabron D24/192
 D621,943 S * 8/2010 Marino D24/190
 D623,760 S * 9/2010 Chiang D24/190
 D639,443 S * 6/2011 McPike D24/192
 D660,438 S * 5/2012 Kennedy D24/190
 D686,738 S * 7/2013 Tabron D24/192
 D689,191 S * 9/2013 Devito D24/190
 D694,894 S * 12/2013 Severin D24/192
 D706,430 S * 6/2014 Strebeigh D24/190
 D750,790 S * 3/2016 Ortega D24/190
 D756,510 S 5/2016 Fitzgerald et al.
 D761,419 S 7/2016 Fitzgerald et al.
 D790,716 S * 6/2017 Hinds D24/190
 D801,540 S * 10/2017 Yang D24/190
 D802,154 S * 11/2017 Ceccarelli D24/190
 D819,220 S * 5/2018 McMillan D24/190
 D829,332 S * 9/2018 Cheers-Young D24/190
 D830,559 S * 10/2018 Levy D24/190
 D832,448 S * 10/2018 Bauman D24/191
 D835,792 S * 12/2018 Erwin D24/190

* cited by examiner

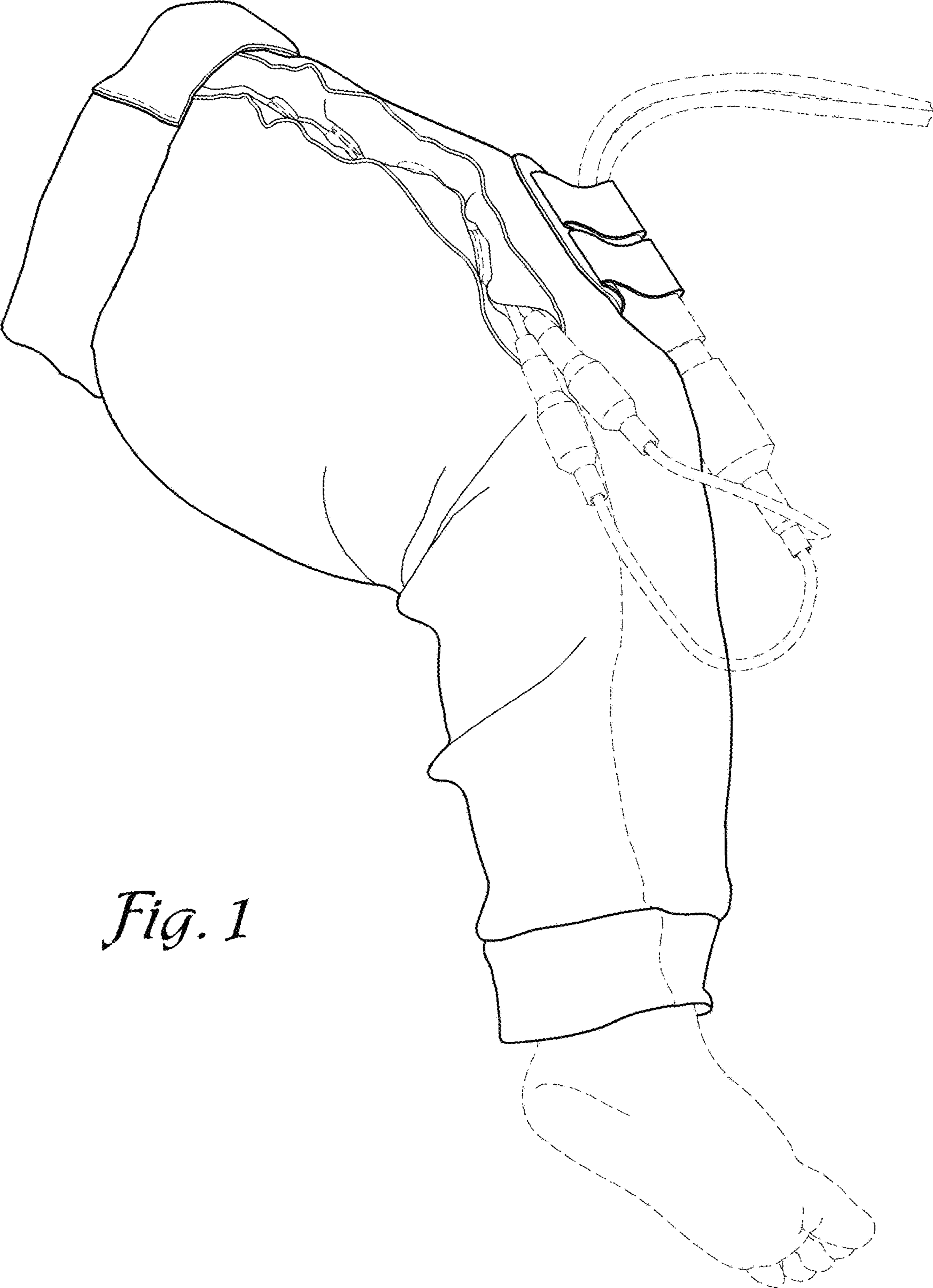


Fig. 1

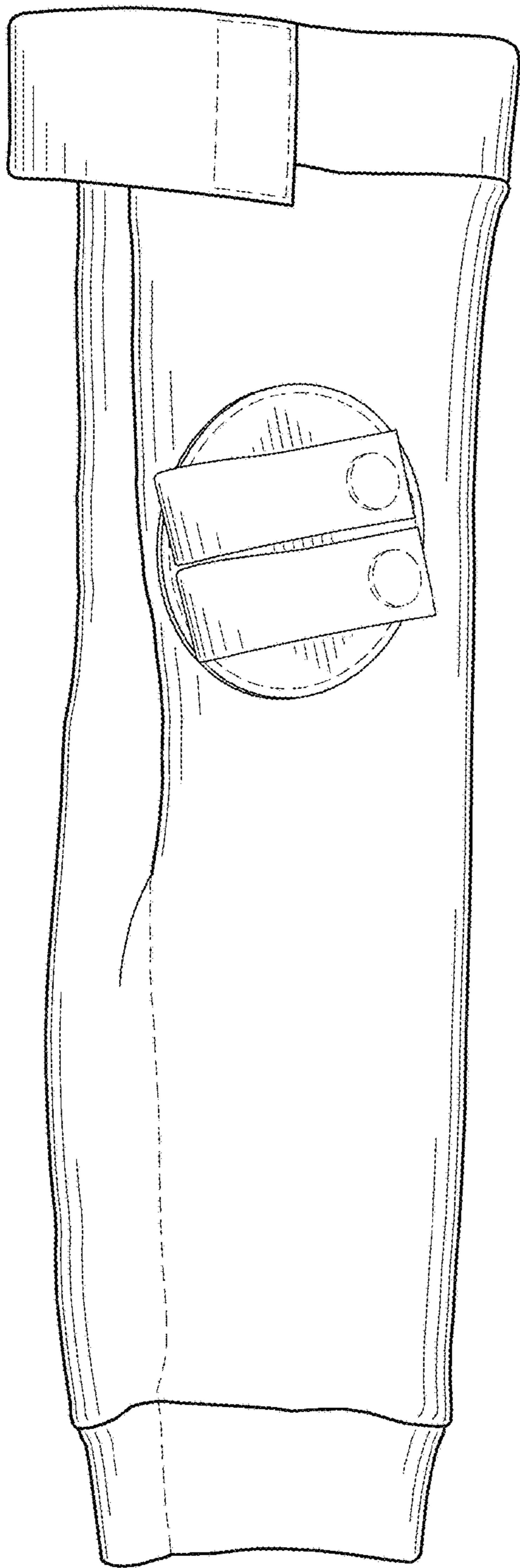


Fig. 2

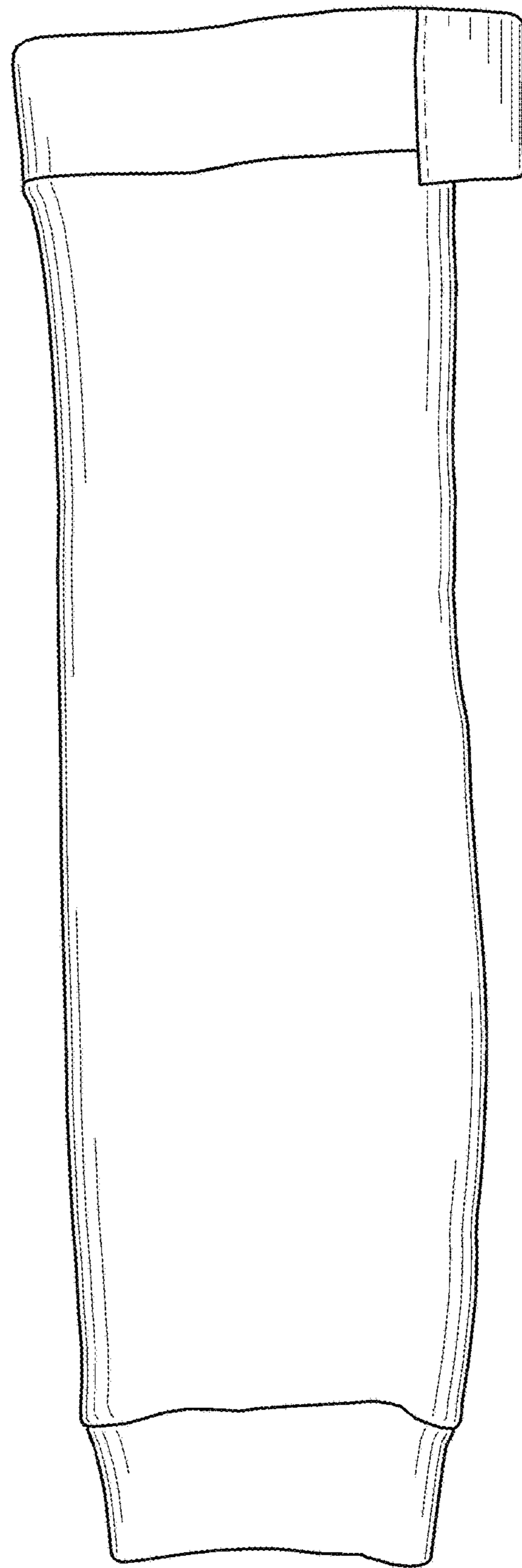


Fig. 3




Fig. 4



Fig. 5




Fig. 6



Fig. 7

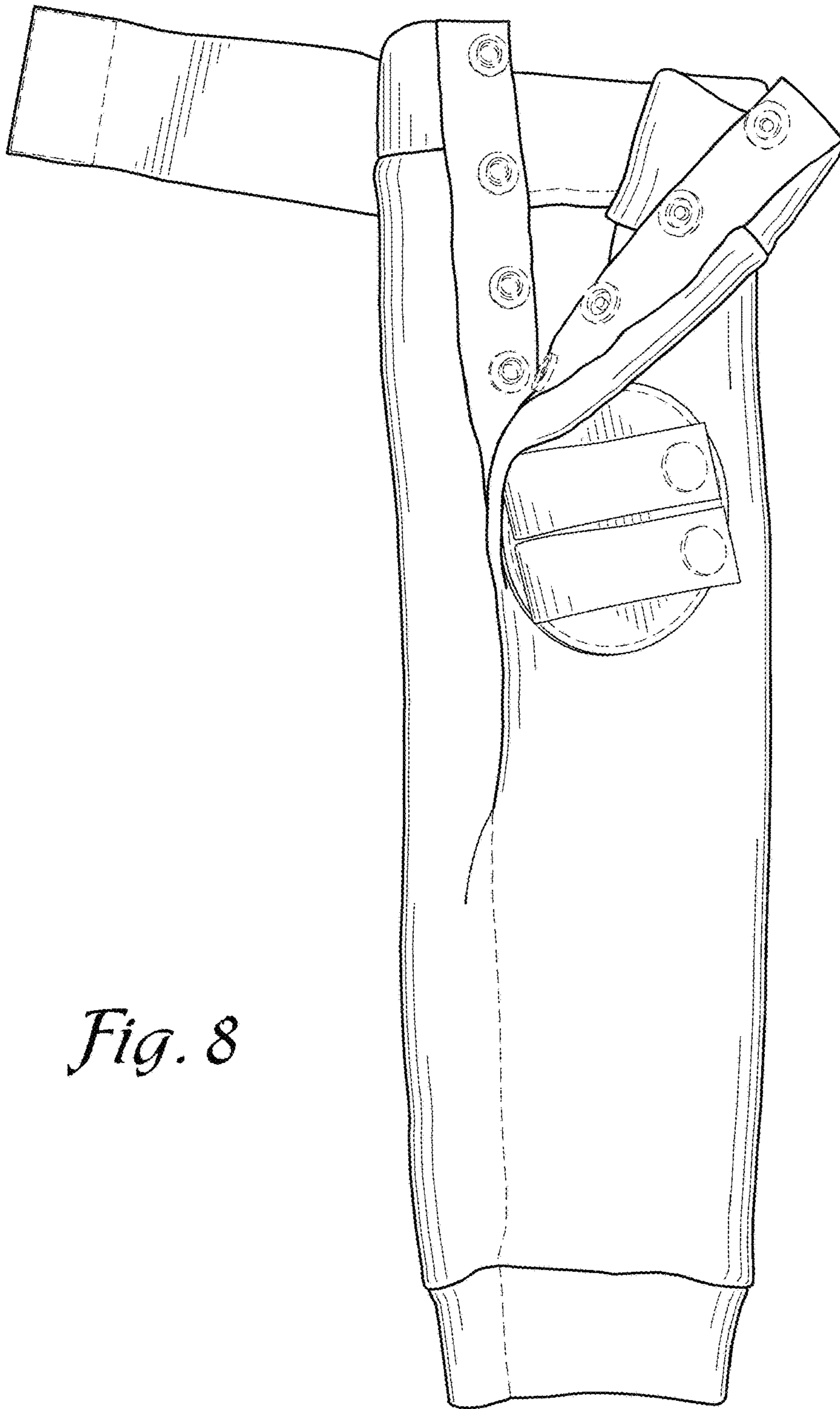


Fig. 8

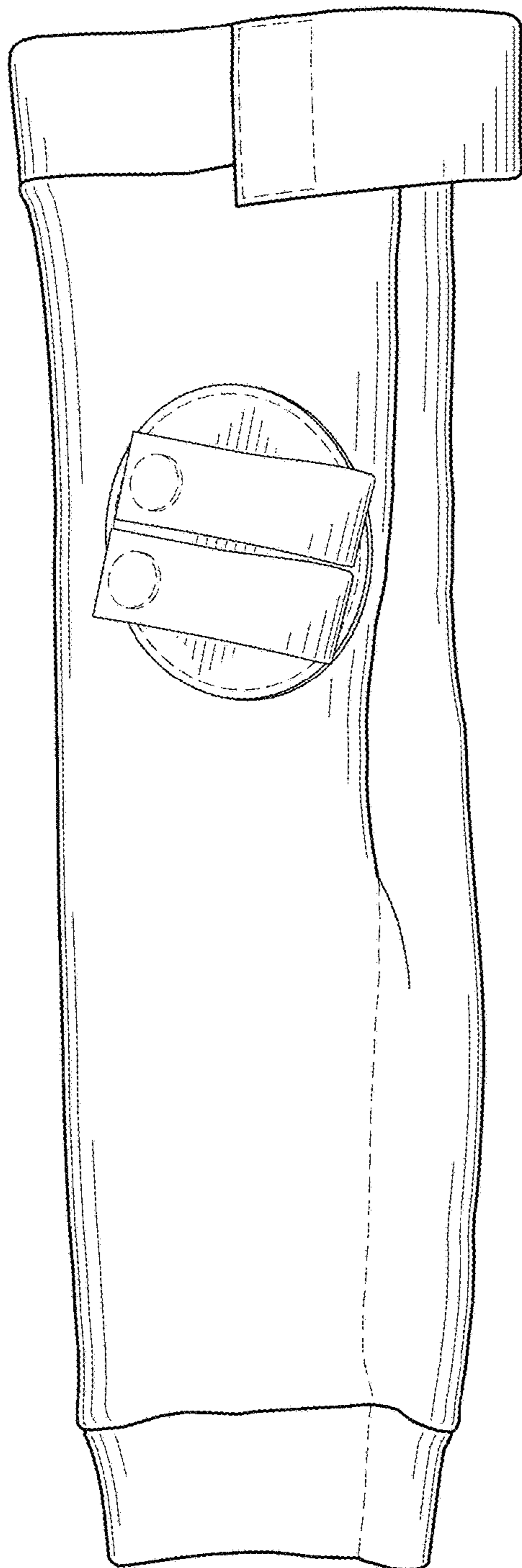


Fig. 9

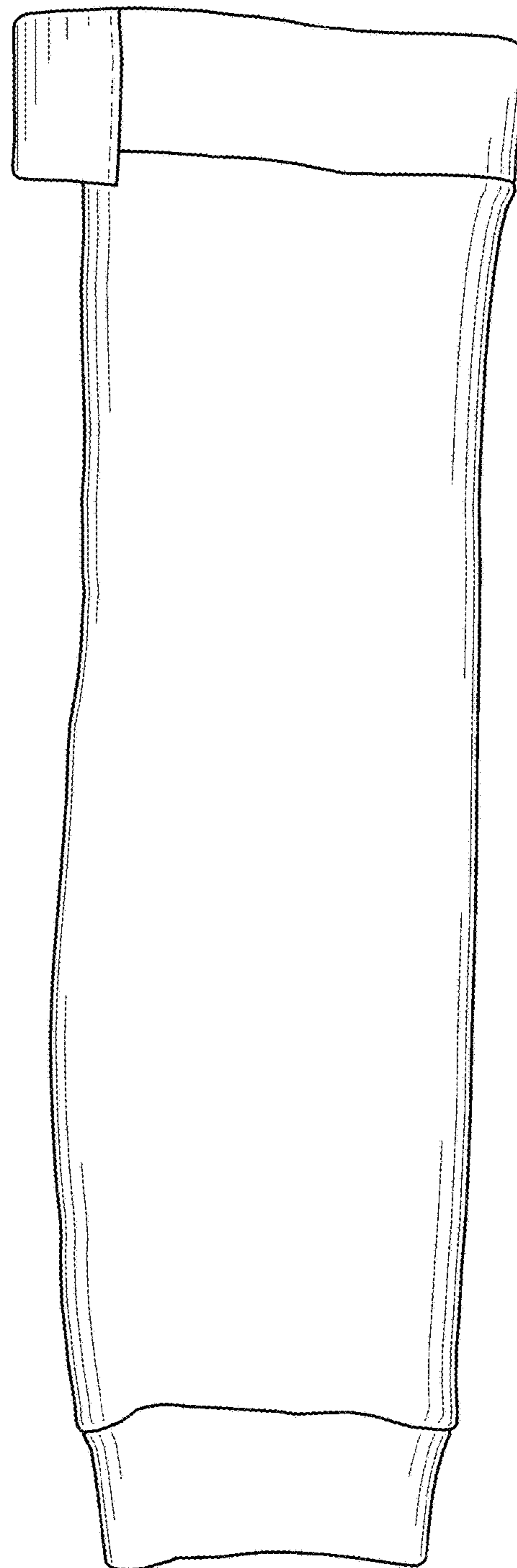


Fig. 10




Fig. 11



Fig. 12



Fig. 13



Fig. 14