



US00D847330S

(12) **United States Design Patent** (10) **Patent No.:** **US D847,330 S**
Persson et al. (45) **Date of Patent:** **** Apr. 30, 2019**

(54) **SANITARY ARTICLE**

(71) Applicant: **SCA Hygiene Products AB**, Göteborg (SE)

(72) Inventors: **Cilla Persson**, Nösund (SE); **Anita Haraldsson Hedbratt**, Mölnlycke (SE); **My Erwander**, Göteborg (SE)

(73) Assignee: **SCA Hygiene Products AB**, Göteborg (SE)

(**) Term: **15 Years**

(21) Appl. No.: **29/650,942**

(22) Filed: **Jun. 11, 2018**

Related U.S. Application Data

(62) Division of application No. 29/589,767, filed on Jan. 4, 2017.

Foreign Application Priority Data

Jul. 5, 2016 (EM) 003293372

(51) **LOC (11) Cl.** **24-04**

(52) **U.S. Cl.**
USPC **D24/125**

(58) **Field of Classification Search**

USPC D24/124, 125, 126; D2/700, 701;
604/347, 348, 354, 358-361, 378, 385.01,
604/385.201, 385.22, 385.24, 385.25;
D5/21, 25, 29, 35, 37, 39, 53, 59, 60, 61
CPC A61F 13/15; A61F 13/64; A61F 13/476;
A61F 13/5611; A61F 13/5633; A61F
13/4704; A61F 13/535; A61F 13/539;
A61F 13/47; A61F 13/531
See application file for complete search history.

(56) **References Cited**

U.S. PATENT DOCUMENTS

D533,271 S	12/2006	Harsjo	
D542,412 S	5/2007	Gubernick et al.	
D546,443 S	7/2007	Persson	
D592,743 S	5/2009	Moennig	
D594,975 S	6/2009	Desautels et al.	
D597,662 S	8/2009	Desautels et al.	
D606,652 S	* 12/2009	Hood	D24/124
D606,653 S	12/2009	Hedbratt et al.	
D614,766 S	4/2010	Hernandez	
D615,194 S	5/2010	Hedbratt et al.	
D664,643 S	7/2012	Ungers et al.	
D674,483 S	1/2013	Hood et al.	
D679,808 S	* 4/2013	Hood	D24/124
D706,417 S	* 6/2014	Nelson	D24/124

(Continued)

OTHER PUBLICATIONS

“TENA Intimates Pads Heavy Regular”. <https://www.tena.us/serenity-pads-heavy-reg/4280049400,en_US,pd.html#start=6> Sep. 5, 2013. (Year: 2013).*

(Continued)

Primary Examiner — Garth Rademaker
Assistant Examiner — Samantha Q. Lawrence
(74) *Attorney, Agent, or Firm* — Goodwin Procter LLP

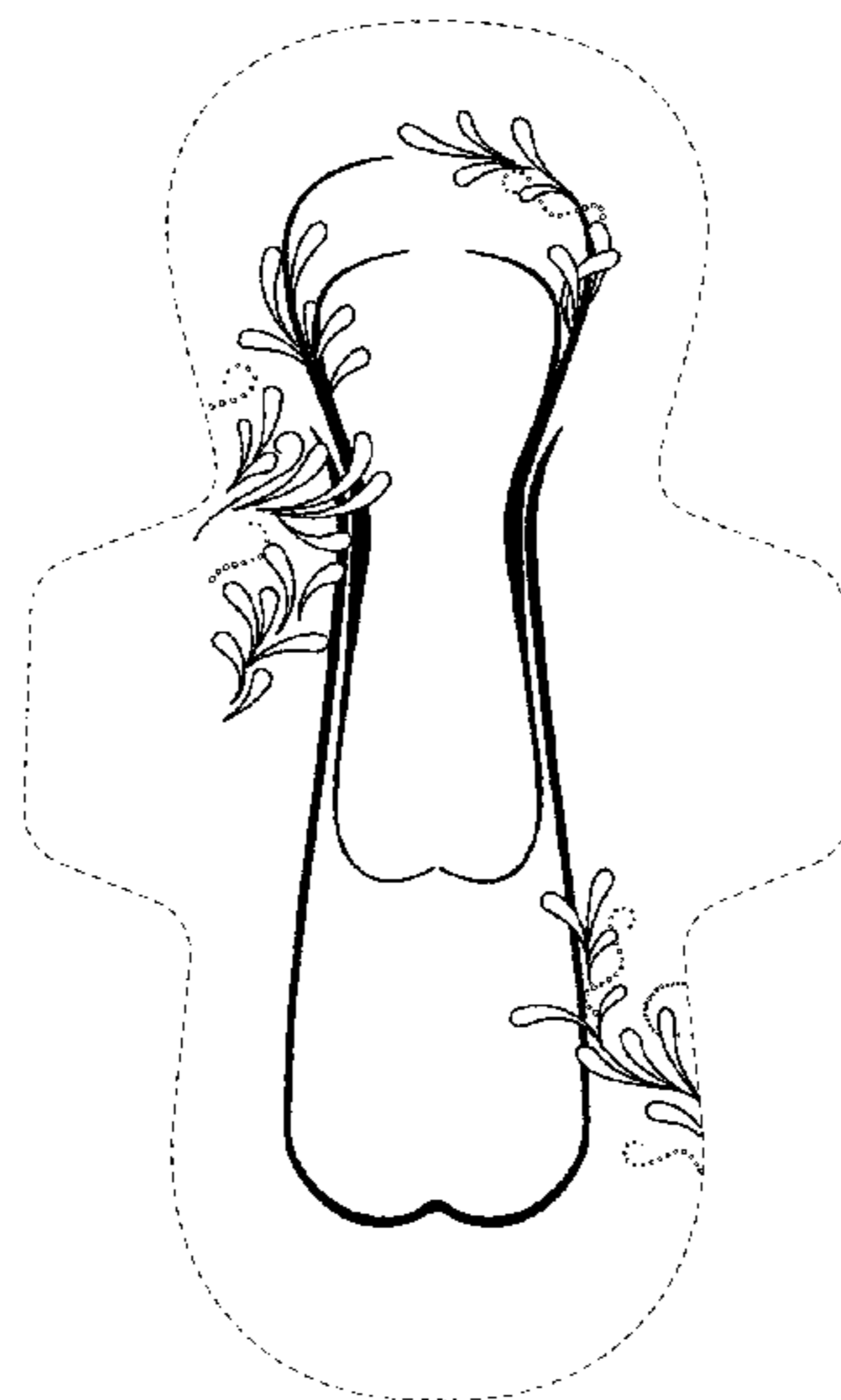
(57) **CLAIM**

The ornamental design for a sanitary article, as shown and described.

DESCRIPTION

FIG. 1 is a front view of a surface pattern applied to a sanitary article, in accordance with a first embodiment; and, FIG. 2 is a front view of a surface pattern applied to a sanitary article, in accordance with a second embodiment. The broken lines shown in FIGS. 1 and 2 illustrate portions of the sanitary article that form no part of the claimed design.

1 Claim, 2 Drawing Sheets



(56)

References Cited

U.S. PATENT DOCUMENTS

D735,325 S	7/2015	Hedbratt et al.	
D748,248 S *	1/2016	Bova	D24/124
D749,208 S	2/2016	Hedbratt et al.	
D749,720 S	2/2016	Hedbratt et al.	
D752,212 S *	3/2016	Cafarelli	D24/125
D754,335 S	4/2016	Bova et al.	
D755,958 S *	5/2016	Dunne	D24/125
D766,428 S	9/2016	Gressle	
D782,661 S	3/2017	Latshaw	
D782,662 S	3/2017	Latshaw	
D784,522 S	4/2017	Brechbuehler	
D787,048 S *	5/2017	Vargas	D24/124
D787,049 S	5/2017	Lundstrom et al.	
D806,866 S *	1/2018	Bova	D24/125

OTHER PUBLICATIONS

U.S. Appl. No. 29/589,767, Sanitary Article, filed Jan. 4, 2017.
U.S. Appl. No. 29/589,768, Surface Pattern Applied to a Sanitary
Article, filed Jan. 4, 2017.

* cited by examiner

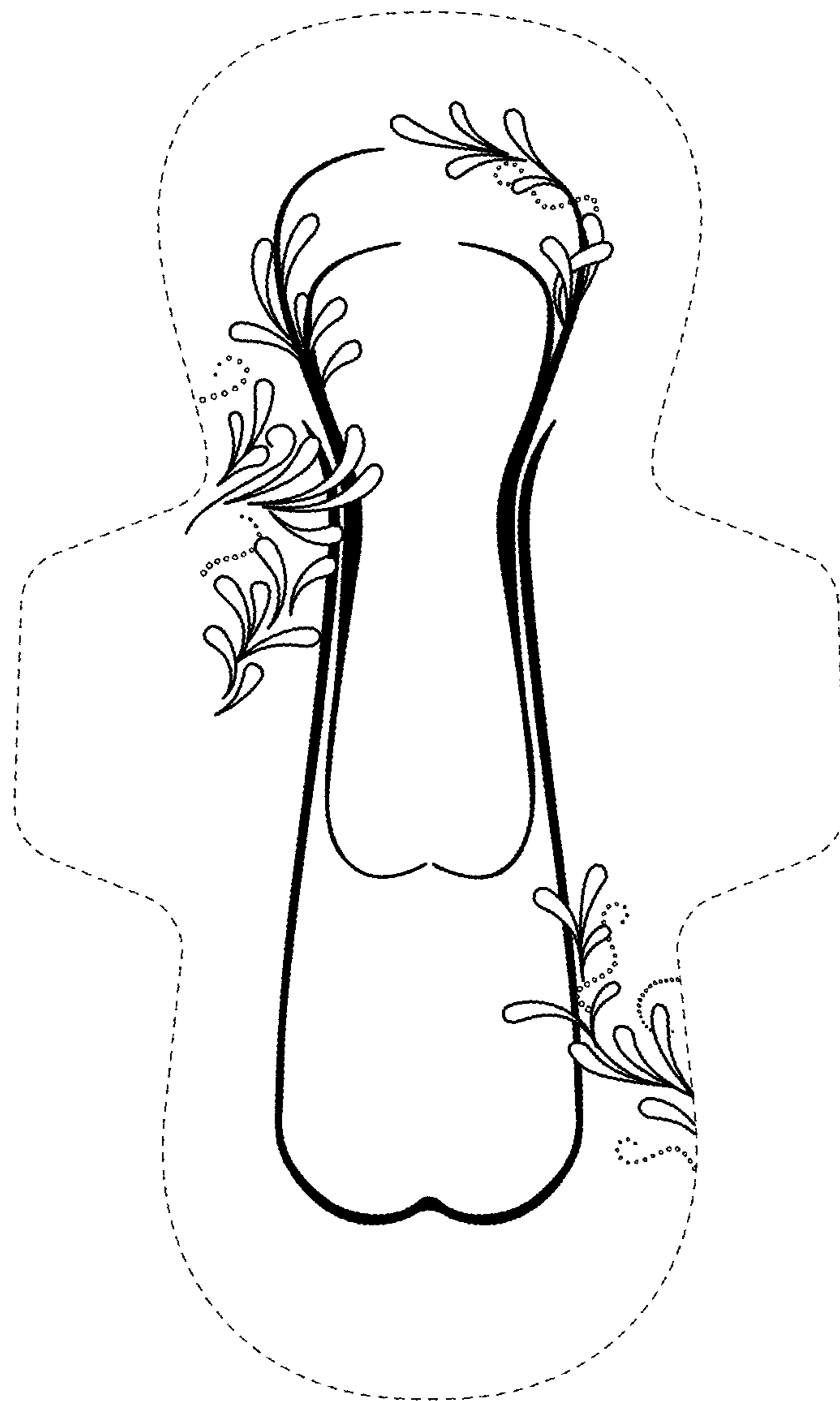


FIG. 1




FIG. 2