



US00D847321S

(12) **United States Design Patent** (10) **Patent No.:** **US D847,321 S**
Murofushi et al. (45) **Date of Patent:** **** Apr. 30, 2019**

(54) **OUTDOOR UNIT FOR AIR CONDITIONER**

(56) **References Cited**

(71) Applicant: **HITACHI-JOHNSON CONTROLS AIR CONDITIONING, INC.**, Tokyo (JP)

U.S. PATENT DOCUMENTS

(72) Inventors: **Masayoshi Murofushi**, Tokyo (JP); **Kotaro Nomura**, Tokyo (JP); **Kunihito Kawamura**, Tokyo (JP); **Kazuhito Sekiba**, Tokyo (JP); **Shuntaro Inoue**, Tokyo (JP)

D435,095 S	12/2000	Nanjo	
D508,118 S *	8/2005	Motonishi	D23/351
D540,452 S *	4/2007	Narayanamurthy	D23/351
D603,495 S	11/2009	Sata	
D603,948 S	11/2009	Ishihara	
D604,400 S	11/2009	Sata	
D604,822 S *	11/2009	Lee	D23/351
D605,271 S	12/2009	Sata	
D607,981 S *	1/2010	Yamaguchi	D23/351
D617,886 S	6/2010	Sata	
D617,887 S	6/2010	Sata	
D628,685 S	12/2010	Aoyama	
D629,091 S	12/2010	Maezawa	
D629,878 S *	12/2010	Kaiser	D23/351
D653,740 S	2/2012	Satou	
D653,741 S	2/2012	Tsuji	
D653,742 S	2/2012	Satou	

(73) Assignee: **HITACHI-JOHNSON CONTROLS AIR CONDITIONING, INC.**, Tokyo (JP)

(**) Term: **15 Years**

(21) Appl. No.: **29/642,427**

(22) Filed: **Mar. 29, 2018**

(Continued)

FOREIGN PATENT DOCUMENTS

CN	300970959 S	7/2009
CN	302552883 S	8/2013

Related U.S. Application Data

Primary Examiner — Natasha Vujcic

(62) Division of application No. 29/586,993, filed on Dec. 8, 2016, now Pat. No. Des. 828,911.

(74) *Attorney, Agent, or Firm* — Volpe and Koenig, P.C.

(51) **LOC (11) Cl.** **23-04**

(57) **CLAIM**

(52) **U.S. Cl.**

We claim, the ornamental design for an outdoor unit for air conditioner, as shown and described.

USPC **D23/351**

DESCRIPTION

(58) **Field of Classification Search**

USPC D23/333, 335, 341, 342, 351, 353, 354, D23/355, 356, 359, 364, 365, 370, 385, D23/386, 388, 393

FIG. 1 is a perspective view of an outdoor unit for an air conditioner showing our new design;

FIG. 2 is a front view of the design of FIG. 1;

FIG. 3 is a rear view of the design of FIG. 1;

FIG. 4 is a left side view of the design of FIG. 1;

FIG. 5 is a right side view of the design of FIG. 1;

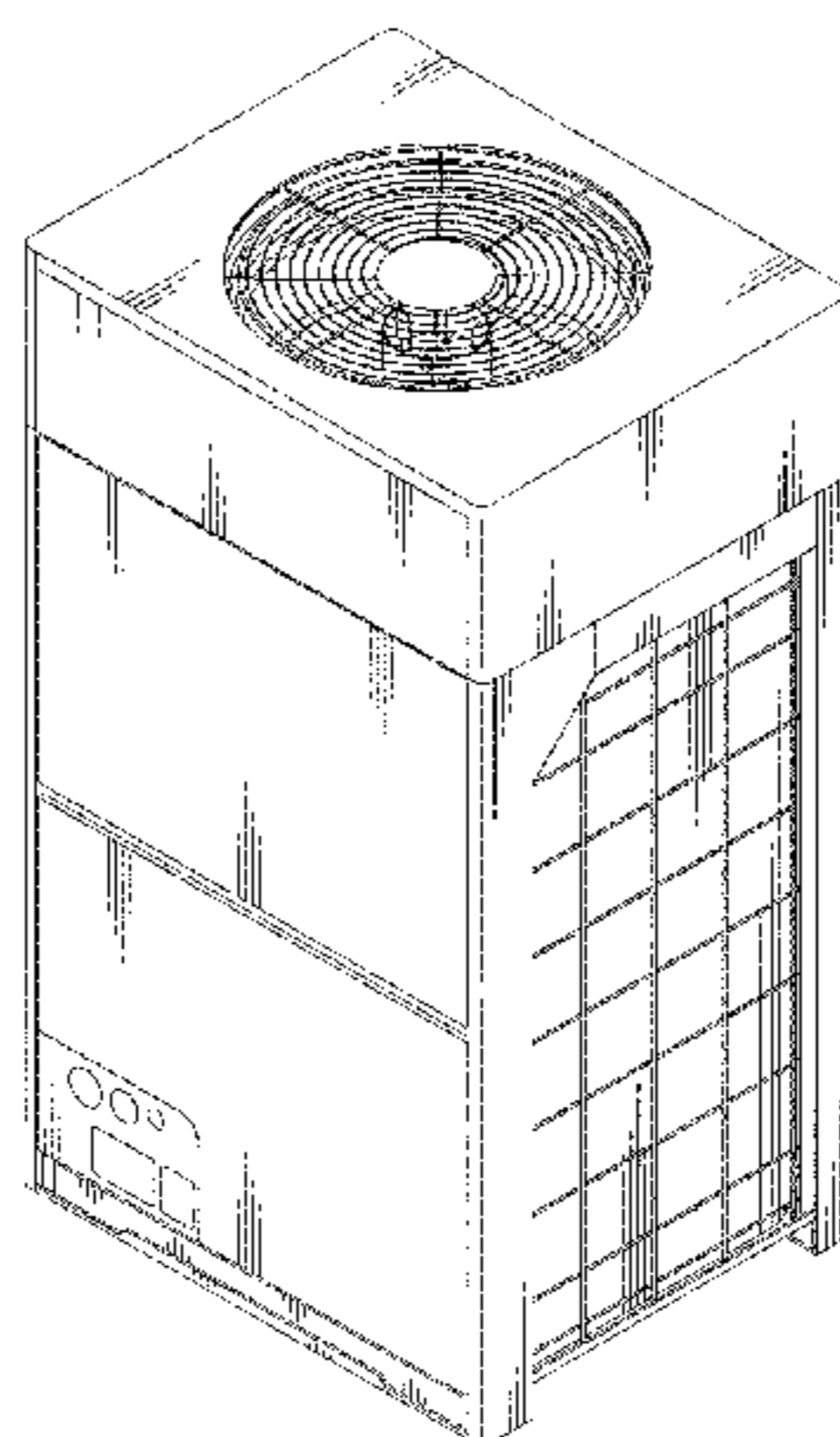
FIG. 6 is a top plan view of the design of FIG. 1; and,

FIG. 7 is a bottom plan view of the design of FIG. 1.

CPC F24F 1/00; F24F 1/0007; F24F 1/02; F24F 1/08; F24F 1/42; F24F 1/56; F24F 1/60; F24F 3/044; F24F 3/048; F24F 3/16; F24F 7/00; F24F 7/04; F24F 12/001; F24F 12/006

See application file for complete search history.

1 Claim, 4 Drawing Sheets



(56)

References Cited

U.S. PATENT DOCUMENTS

D683,836	S	6/2013	Suzuki	
D705,410	S *	5/2014	Terao	D23/364
D758,309	S *	6/2016	Terada	D13/112
D775,715	S	1/2017	Kim	
D777,893	S *	1/2017	Kato	D23/351
D799,016	S *	10/2017	Su	D23/364
D804,000	S *	11/2017	Nomura	D23/351
D814,002	S *	3/2018	Morikawa	D23/351
D814,003	S *	3/2018	Morikawa	D23/351
D814,004	S *	3/2018	Morikawa	D23/351
D814,005	S *	3/2018	Morikawa	D23/351

* cited by examiner

FIG. 1

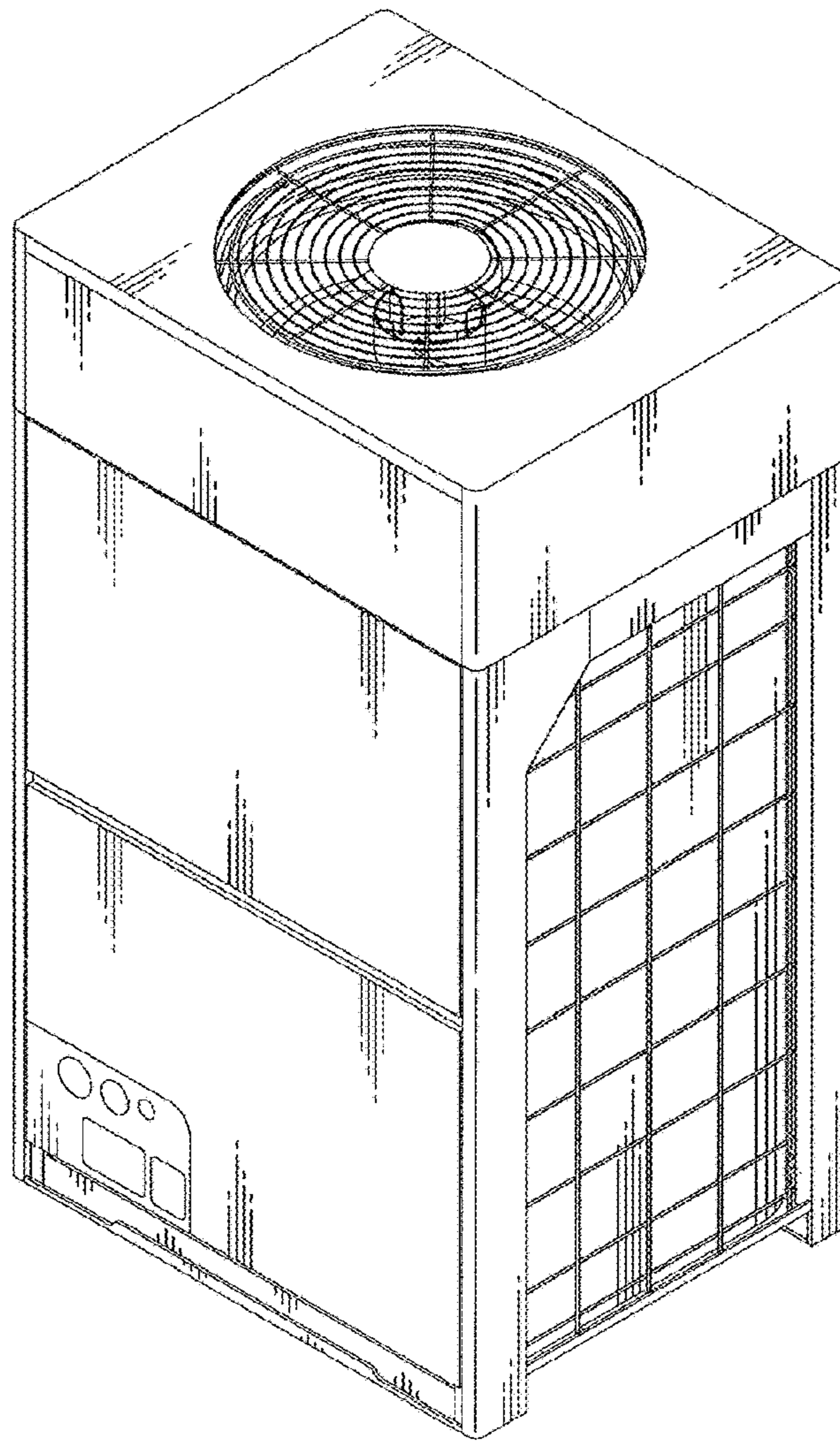


FIG. 2

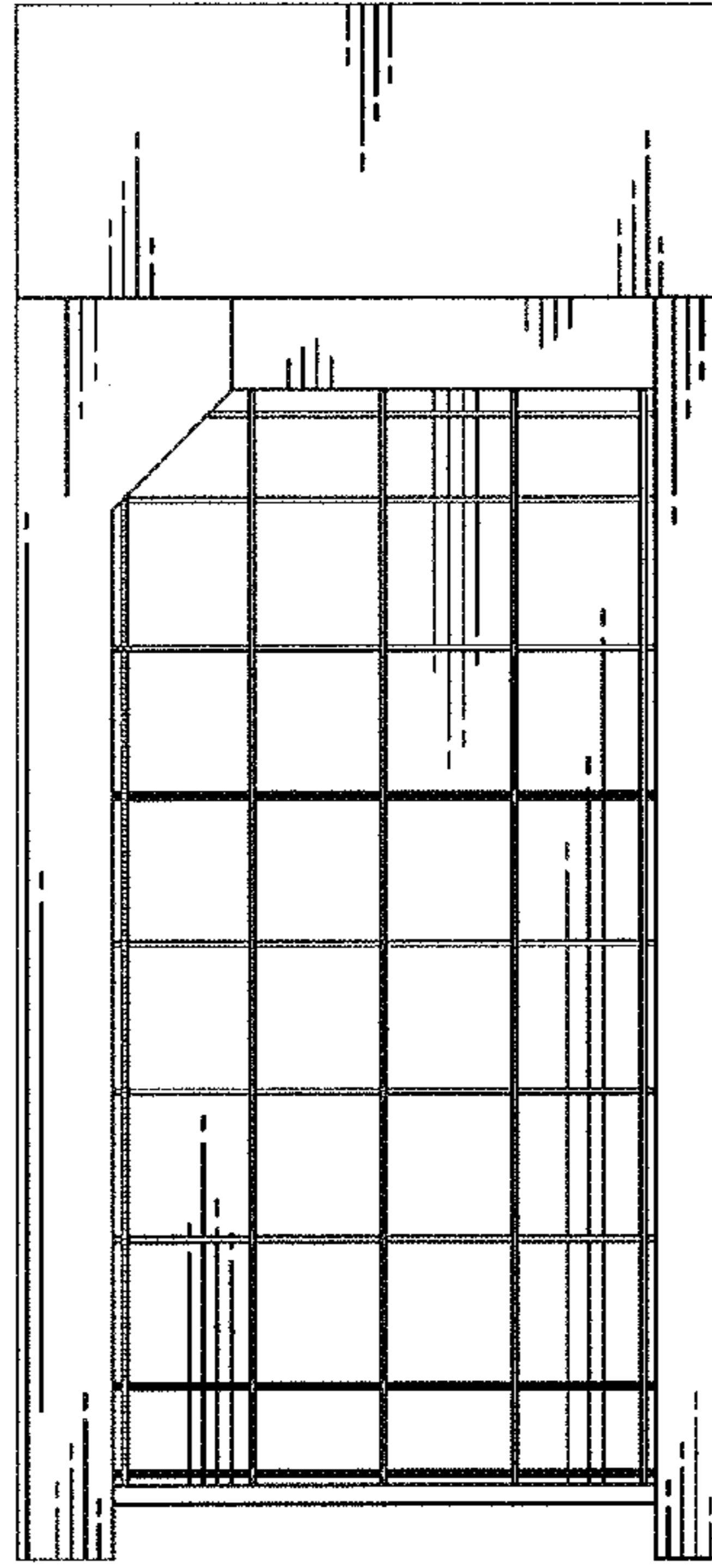


FIG. 3

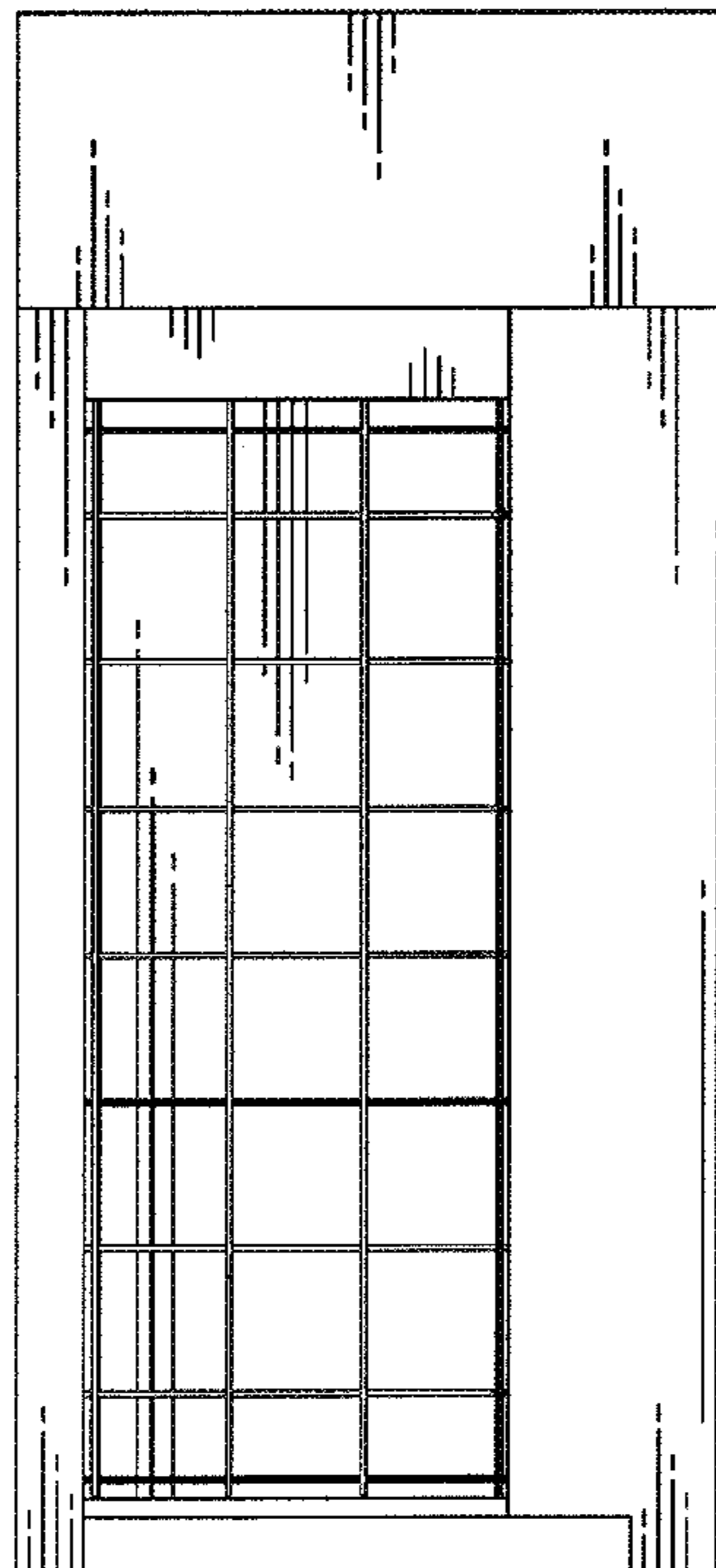


FIG. 4

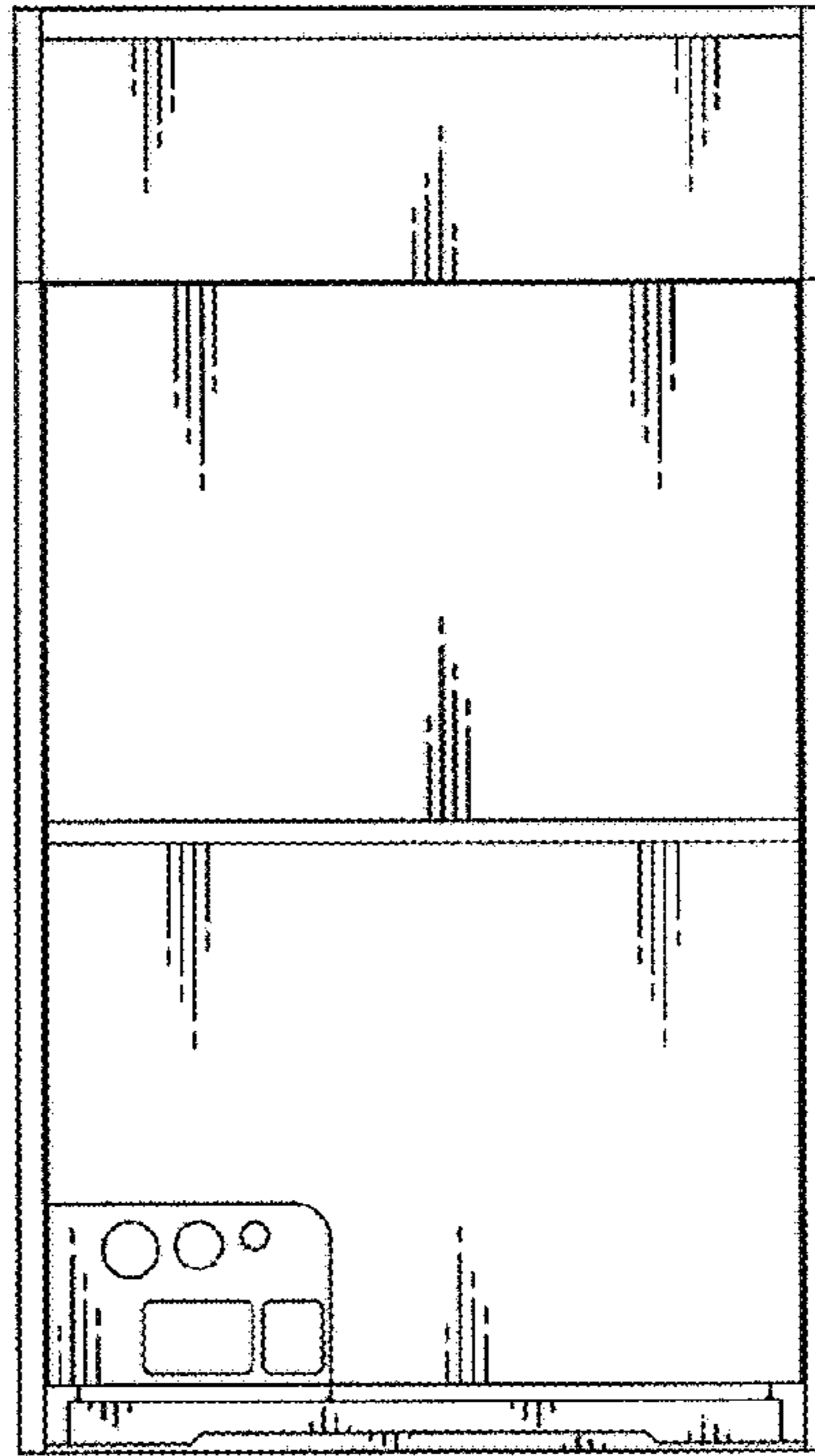


FIG. 5

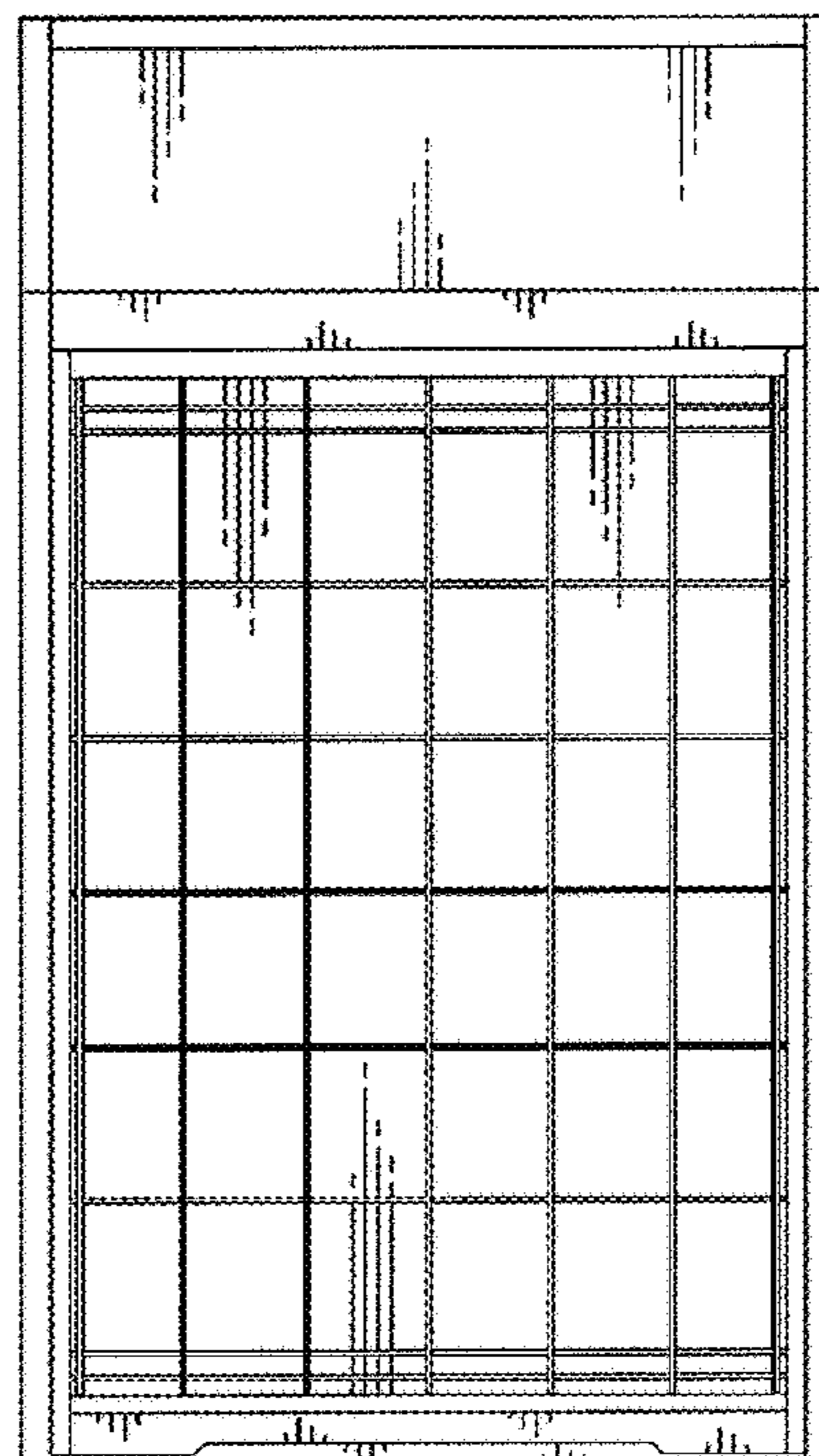


FIG. 6

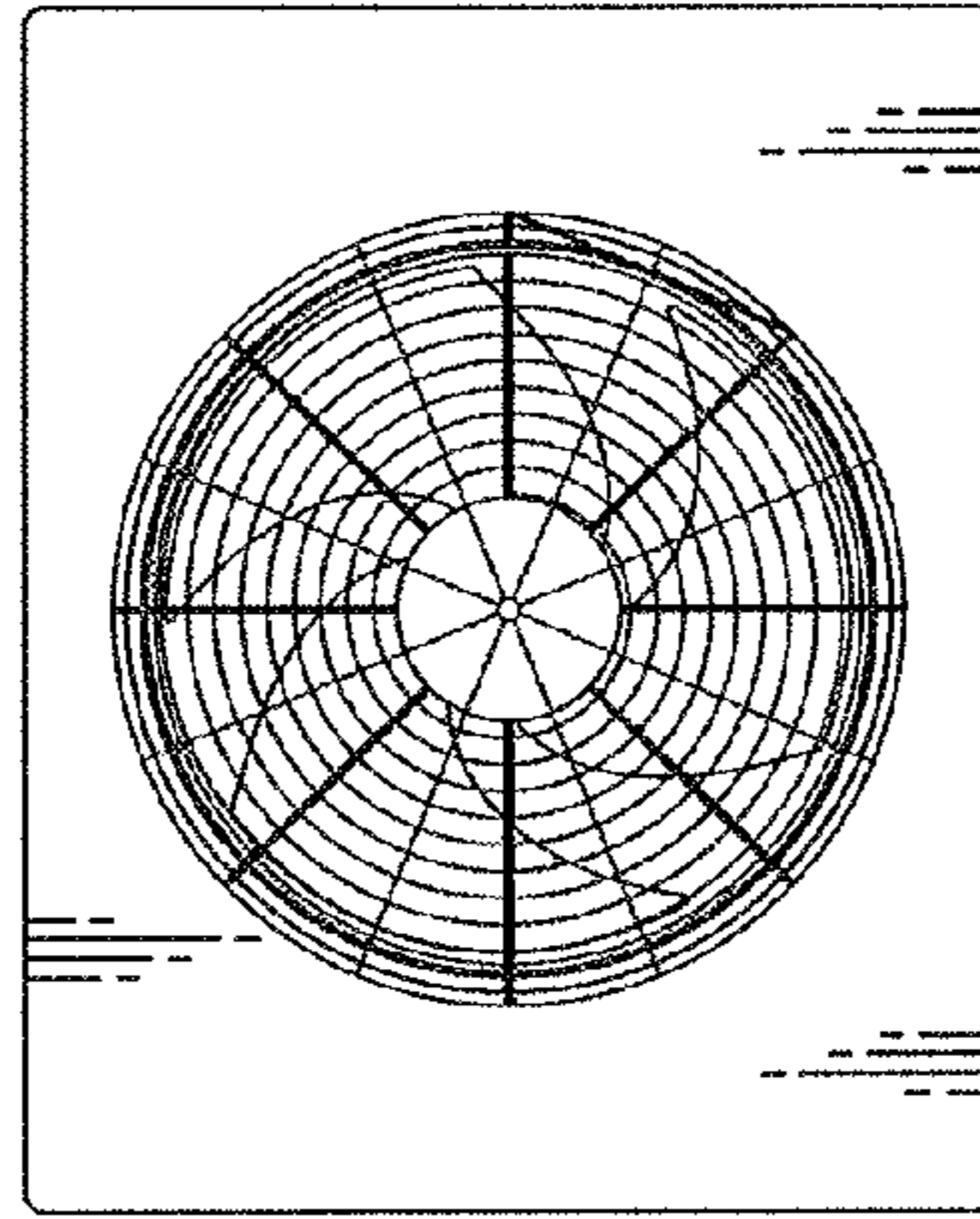


FIG. 7

