



US00D847310S

(12) **United States Design Patent** (10) **Patent No.:** **US D847,310 S**
Song et al. (45) **Date of Patent:** **** Apr. 30, 2019**

(54) **RACK**

(71) Applicant: **AS IP Holdco, LLC**, Piscataway, NJ (US)

(72) Inventors: **Ki Bok Song**, Plainview, NY (US);
Alison Lyons, New York, NY (US);
Jiekun Qian, Elmhurst, NY (US);
Jean-Jacques L’Henaff, New Canaan, CT (US); **Emilie Williams**, South Plainfield, NJ (US)

(73) Assignee: **AS IP Holdco, LLC**, Piscataway, NJ (US)

(**) Term: **15 Years**

(21) Appl. No.: **29/628,810**

(22) Filed: **Dec. 7, 2017**

(51) **LOC (11) Cl.** **23-01**

(52) **U.S. Cl.**
USPC **D23/261; D32/58**

(58) **Field of Classification Search**
USPC D32/3, 55, 58, 276; D23/260, 261;
D6/510, 525; D30/133; 211/41.4, 41.5,
211/41.8; 361/679.4; 312/311, 333,
312/334.4; D7/629
CPC A47L 15/505; A47L 19/00; A47L 19/02;
A47L 19/04; A47J 47/16; A47J 47/20
See application file for complete search history.

(56) **References Cited**

U.S. PATENT DOCUMENTS

D394,924 S * 6/1998 Julien D30/101
8,603,605 B2 * 12/2013 Dretzka E03C 1/186
4/657

D714,509 S * 9/2014 Thomas D32/55
D770,715 S * 11/2016 Cooper D32/58
D793,018 S * 7/2017 Day D32/71
D831,170 S * 10/2018 Schluter D23/261
D831,172 S * 10/2018 Schluter D23/261
D833,101 S * 11/2018 Day D32/71
2018/0098667 A1 * 4/2018 De Loynes A47J 47/20

OTHER PUBLICATIONS

Notice of Allowance dated Dec. 10, 2018, directed to MX Application No. MX/f/2018/001663; 5 pages.

* cited by examiner

Primary Examiner — Cynthia Ramirez

Assistant Examiner — Laura H Yu

(74) *Attorney, Agent, or Firm* — Morrison & Foerster LLP


(57) **CLAIM**

We claim the ornamental design for a rack, as shown and described.

DESCRIPTION

FIG. 1 is a front perspective view of a rack showing our new design;
FIG. 2 is a top view thereof;
FIG. 3 is a bottom view thereof;
FIG. 4 is a front view thereof;
FIG. 5 is a rear view thereof;
FIG. 6 is a side view thereof; and,
FIG. 7 is side view of the opposite side of FIG. 6.
The broken lines shown in the drawings illustrate portions of a rack that form no part of the claimed design.

1 Claim, 5 Drawing Sheets






FIG. 1




FIG. 2




FIG. 3

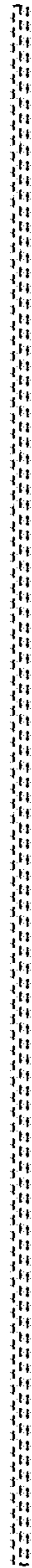


FIG. 4




FIG. 5

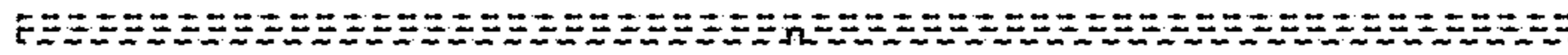


FIG. 6

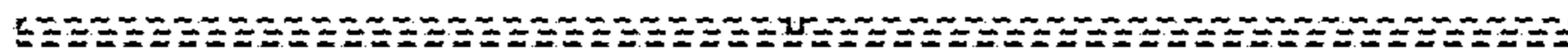


FIG. 7