



US00D847282S

(12) **United States Design Patent**
Finley et al.

(10) **Patent No.:** **US D847,282 S**
(45) **Date of Patent:** **** Apr. 30, 2019**

- (54) **GOLF BALL**
- (71) Applicant: **Callaway Golf Company**, Carlsbad, CA (US)
- (72) Inventors: **Jason Finley**, San Marcos, CA (US);
Vincent Simonds, Brimfield, MA (US)
- (73) Assignee: **Callaway Golf Company**, Carlsbad, CA (US)
- (**) Term: **15 Years**
- (21) Appl. No.: **29/634,140**
- (22) Filed: **Jan. 18, 2018**

- D449,359 S * 10/2001 Ogg D21/709
- D458,978 S * 6/2002 Lombardi D21/709
- D463,515 S * 9/2002 Kulp D21/713
- D484,203 S * 12/2003 Kasashima D21/709
- D484,204 S * 12/2003 Kasashima D21/709
- D491,988 S * 6/2004 Arluna D21/708
- 6,846,248 B2 * 1/2005 Nesbitt A63B 37/0003
473/373
- 7,160,210 B2 * 1/2007 Melanson A63B 37/0003
473/378
- 7,179,178 B2 * 2/2007 Veilleux A63B 37/0004
473/383
- 7,250,011 B2 * 7/2007 Simonds A63B 37/0004
473/383
- 7,384,349 B2 * 6/2008 Sullivan A63B 37/0003
473/374
- D595,367 S * 6/2009 Katzke D21/713
- D595,791 S * 7/2009 Katzke D21/713

(Continued)

Related U.S. Application Data

- (63) Continuation-in-part of application No. 29/593,890, filed on Feb. 14, 2017, now Pat. No. Des. 814,578.
- (51) **LOC (11) Cl.** **21-02**
- (52) **U.S. Cl.**
USPC **D21/708**
- (58) **Field of Classification Search**
USPC 473/280, 281, 351, 352, 353, 354, 355,
473/356, 357, 358, 359, 360, 361, 362,
473/363, 364, 365, 366, 367, 368, 369,
473/370, 371, 372, 373, 374, 375, 376,
473/377, 378, 379, 380, 381, 382, 383,
473/384, 385; D21/707, 708, 709, 710,
D21/711, 712, 713, 714
CPC A63B 43/00; A63B 69/36; A63B 69/3655;
A63B 37/0003; A63B 37/0004; A63B
37/0022
See application file for complete search history.

Primary Examiner — Cynthia Ramirez
Assistant Examiner — Michael A Maharajh
 (74) *Attorney, Agent, or Firm* — Michael A. Catania;
 Sonia Lari; Rebecca Hanovice

(57) **CLAIM**

The ornamental design for a golf ball, as shown and described.

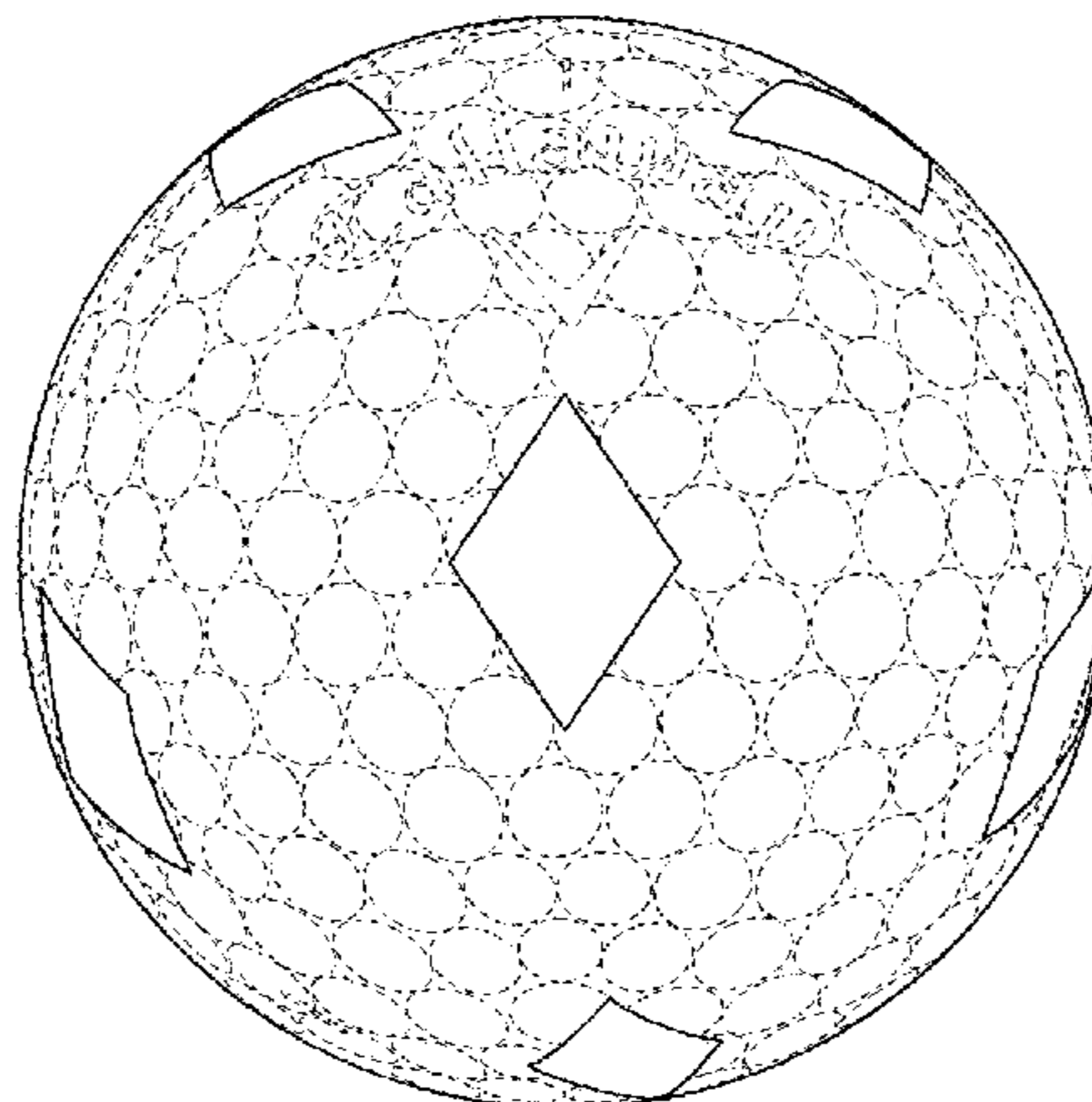
DESCRIPTION

FIG. 1 is a top plan view of a golf ball showing our new design;
 FIG. 2 is bottom plan view thereof;
 FIG. 3 is a front elevation view thereof;
 FIG. 4 is a rear elevation view thereof;
 FIG. 5 is a side elevation view thereof; and,
 FIG. 6 is an opposing side elevation view thereof.
 The broken lines depict portions of a golf ball which form no part of the claimed design.
 The trademark "Callaway V" logo is a trademark of the Callaway Golf Company.

(56) **References Cited**
 U.S. PATENT DOCUMENTS

- D362,286 S * 9/1995 Moriyama D21/709
- D424,143 S * 5/2000 Stahl D21/709

1 Claim, 3 Drawing Sheets



(56)

References Cited

U.S. PATENT DOCUMENTS

D638,077	S	*	5/2011	Nakagawa	D21/708
D638,889	S	*	5/2011	Sato	D21/709
D644,281	S	*	8/2011	Moon	D21/709
D645,528	S	*	9/2011	Felker	D21/709
D645,529	S	*	9/2011	Felker	D21/709
D700,256	S	*	2/2014	Besemer	D21/707
D766,386	S	*	9/2016	Schweigert	D21/709
D766,387	S	*	9/2016	Schweigert	D21/709
D808,477	S	*	1/2018	Finley	D21/708
D811,498	S	*	2/2018	Finley	D21/708
D811,499	S	*	2/2018	Simonds	D21/708
D813,326	S	*	3/2018	Finley	D21/708
D814,578	S	*	4/2018	Finley	D21/709
D815,219	S	*	4/2018	Simonds	D21/708
D831,136	S	*	10/2018	Finley	D21/708
D831,137	S	*	10/2018	Simonds	D21/708

* cited by examiner

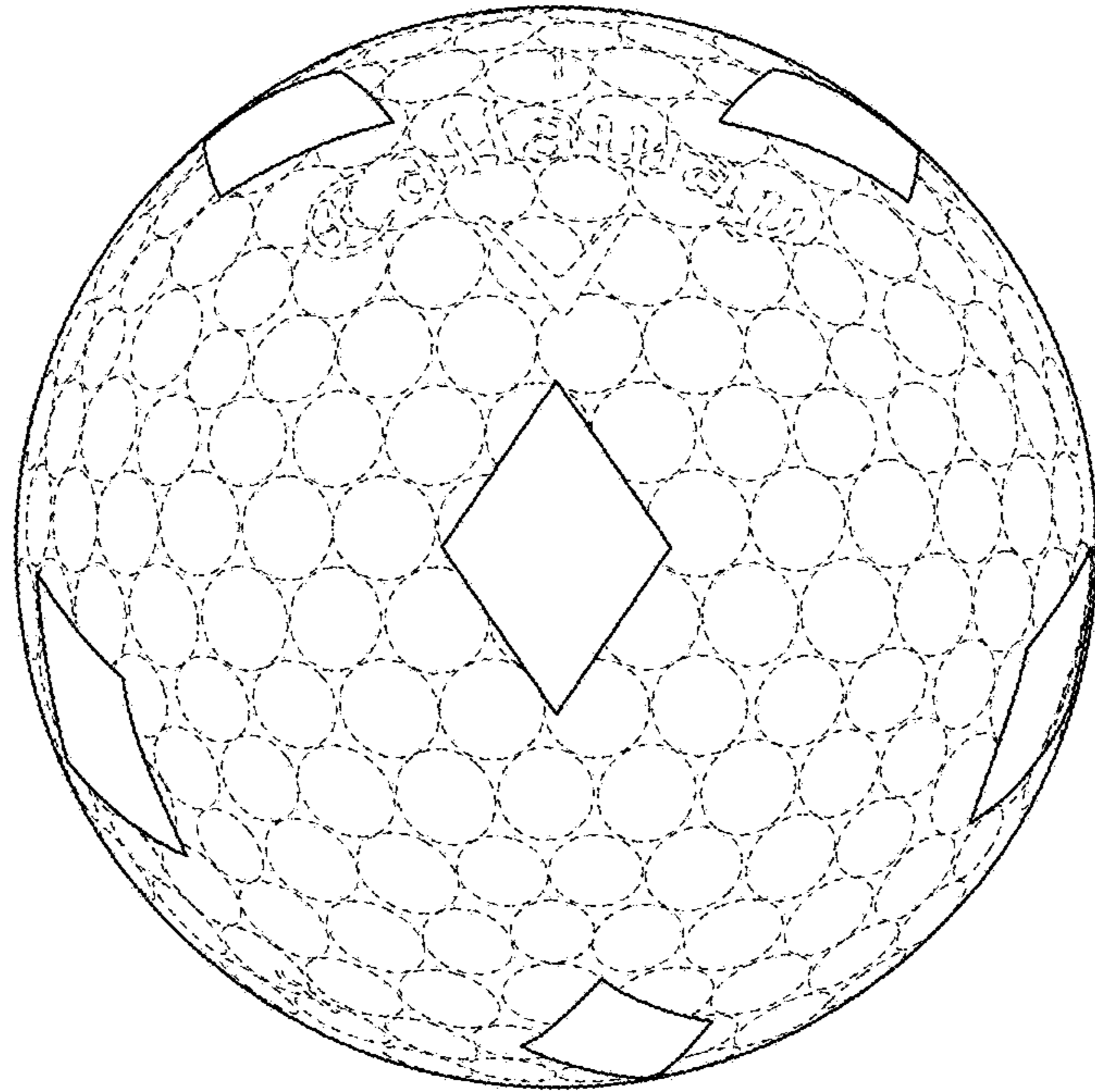


FIG. 1

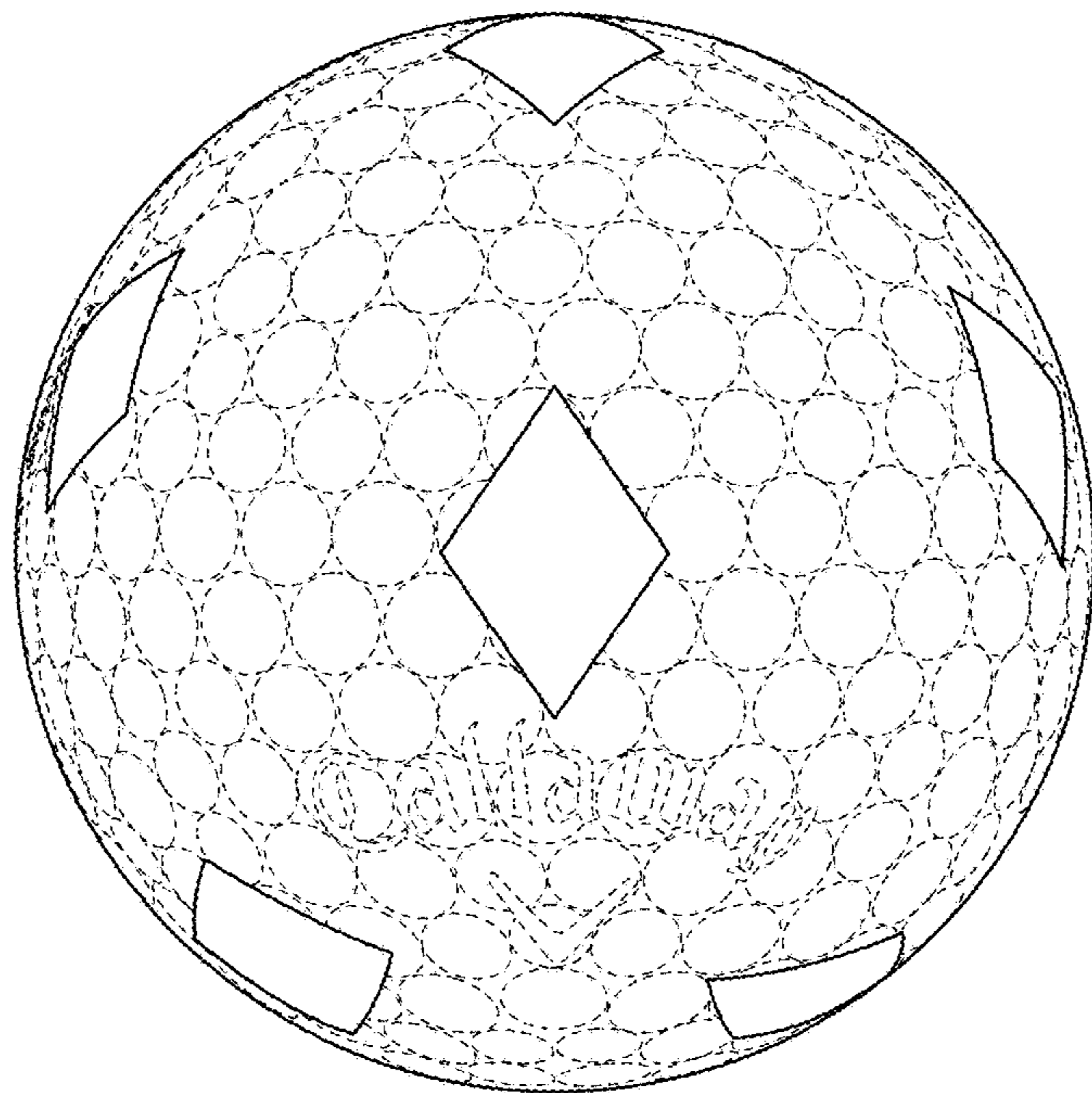


FIG. 2

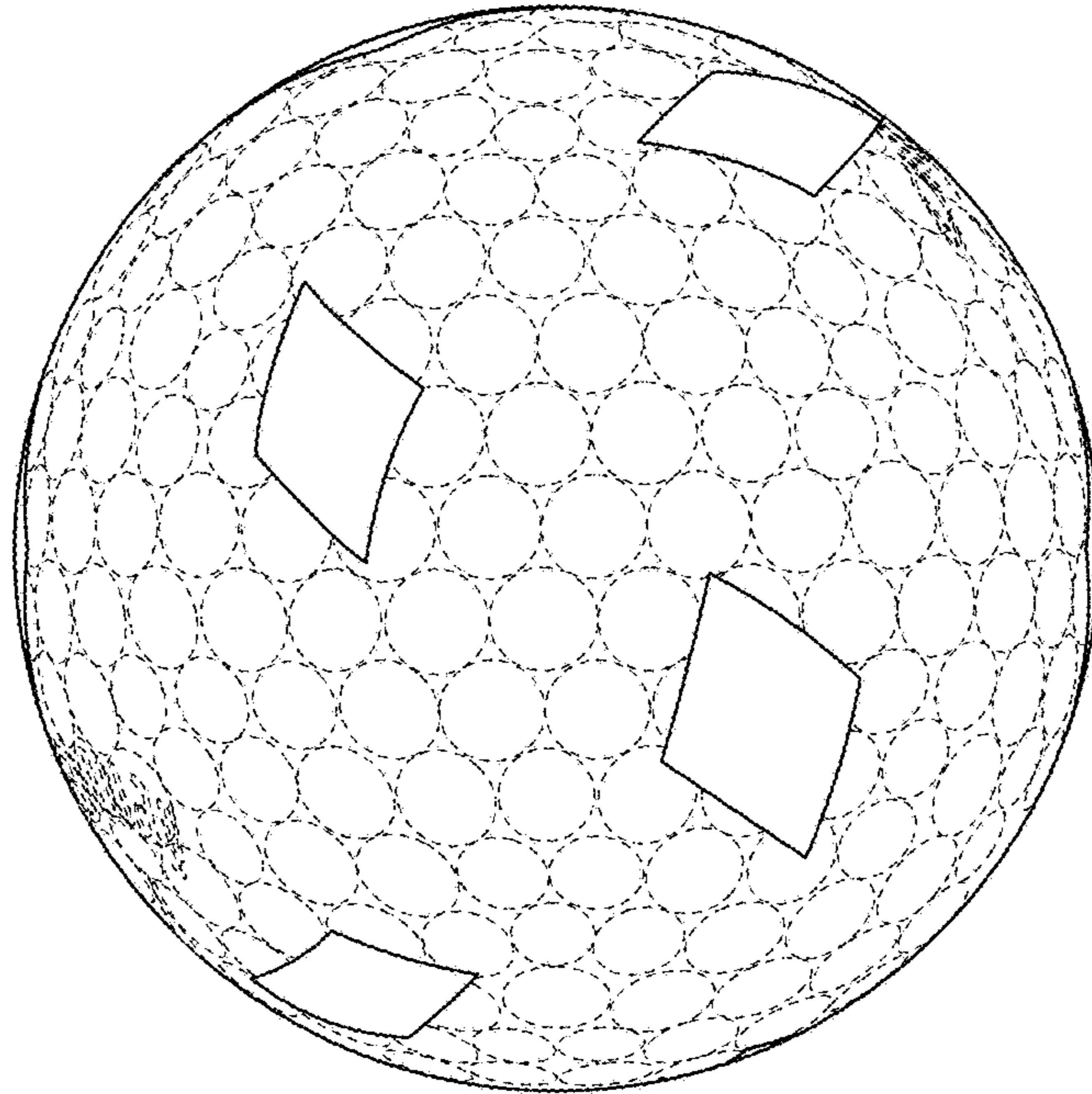


FIG. 3

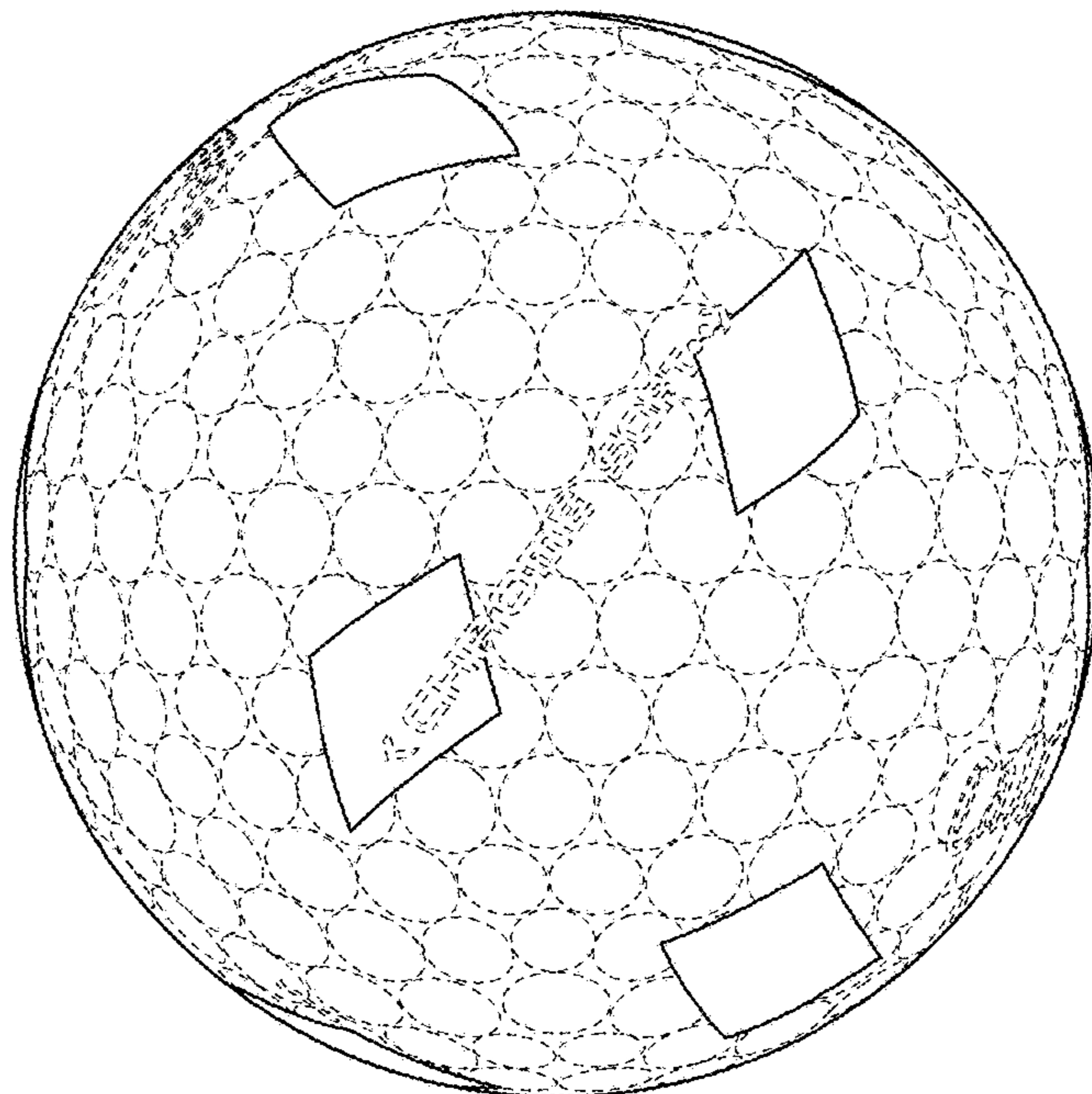


FIG. 4

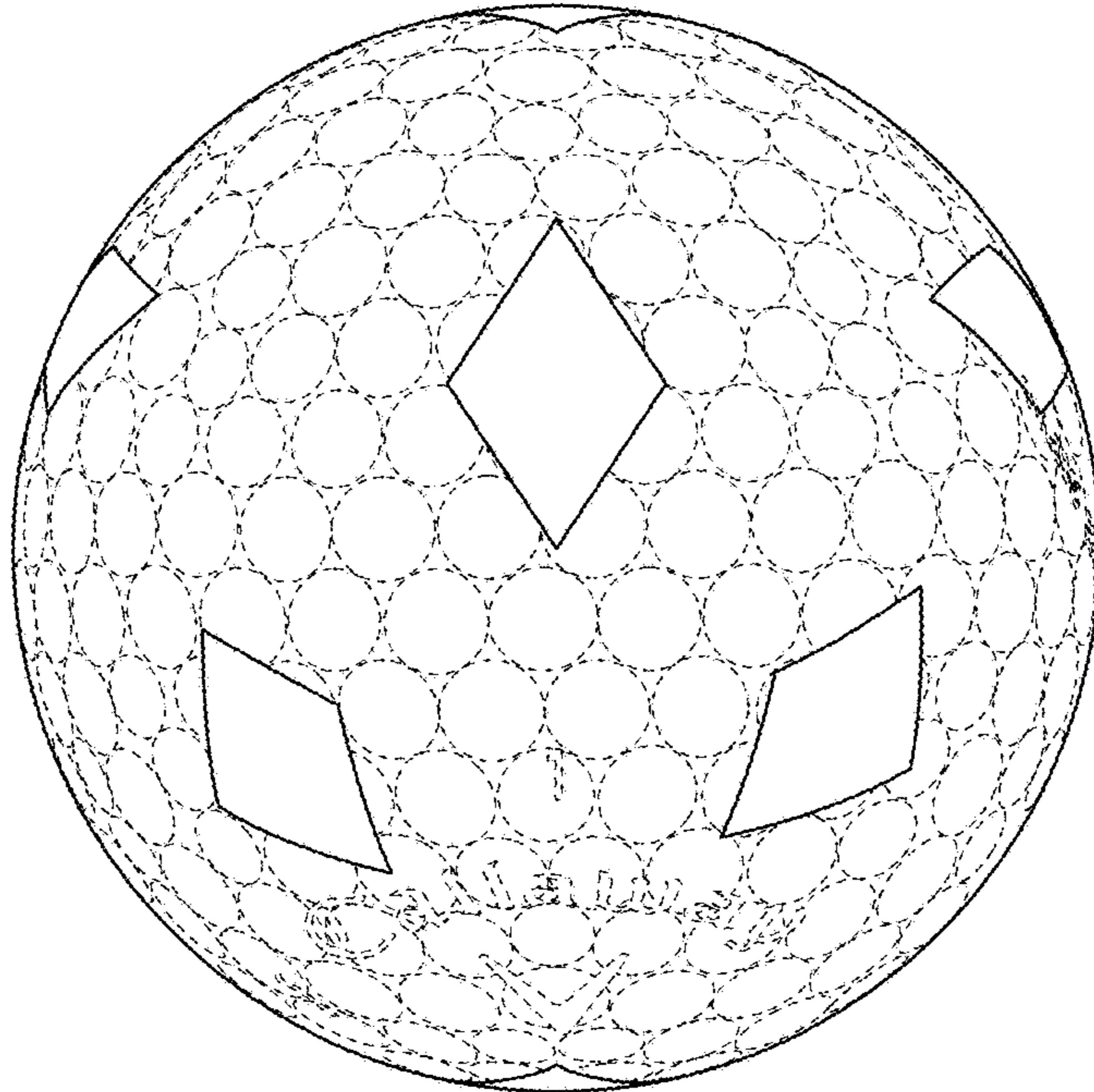


FIG. 5

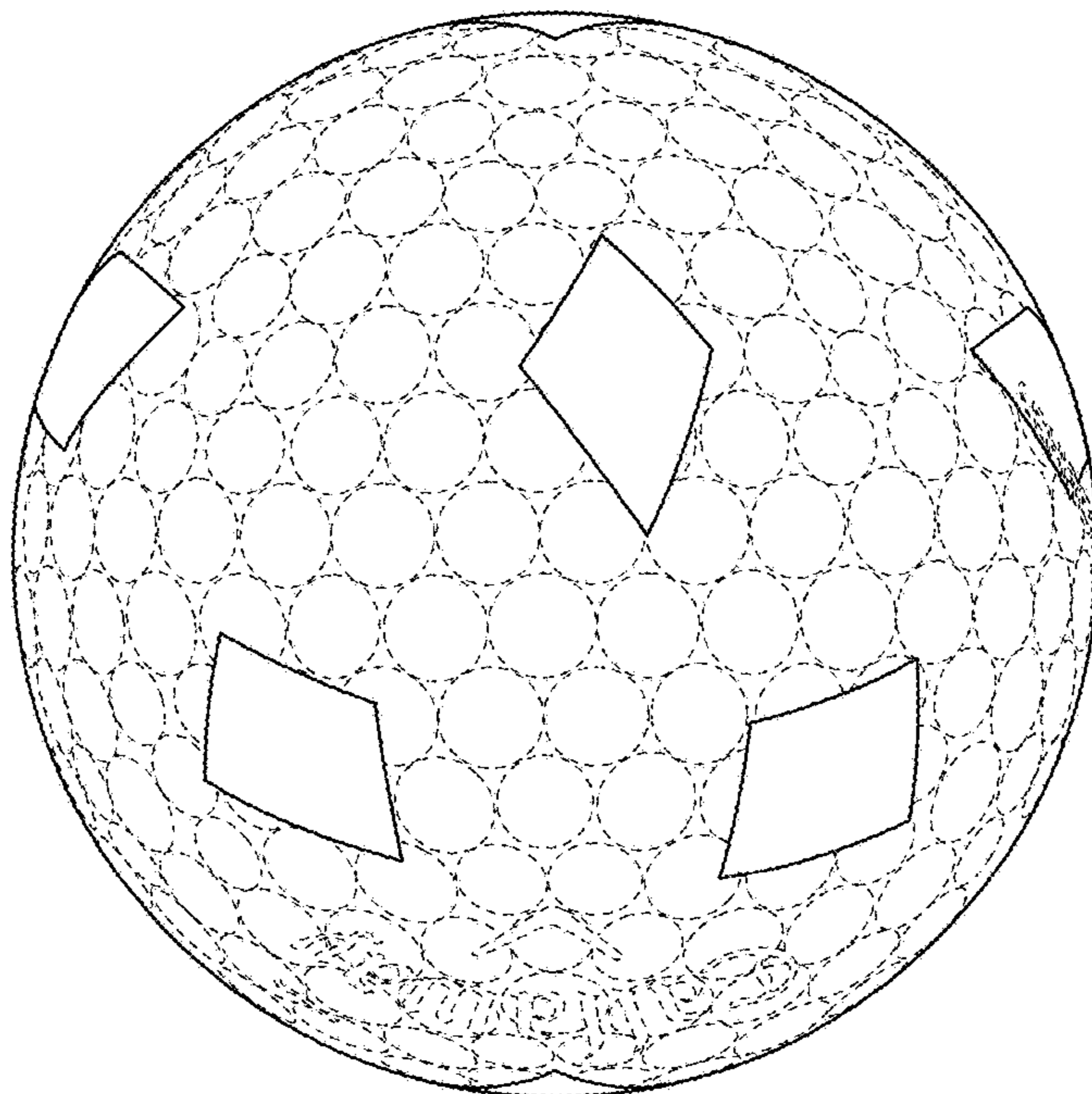


FIG. 6