



US00D847281S

(12) **United States Design Patent** (10) **Patent No.:** **US D847,281 S**
Pryce (45) **Date of Patent:** **** Apr. 30, 2019**

- (54) **EXERCISE MAT**
- (71) Applicant: **DanceBody, LLC**, New York, NY (US)
- (72) Inventor: **Kathryn Pryce**, New York, NY (US)
- (73) Assignee: **DanceBody, LLC**, New York, NY (US)
- (**) Term: **15 Years**
- (21) Appl. No.: **29/664,748**
- (22) Filed: **Sep. 27, 2018**

- D493,855 S 8/2004 Dalebout et al.
 - D505,460 S 5/2005 Dalebout et al.
 - D586,867 S 2/2009 Wu
 - D660,928 S 5/2012 Guarrasi
 - D681,738 S 5/2013 Richmond
 - D738,444 S 9/2015 Hilson
 - D779,675 S 2/2017 Chapman
 - D779,676 S 2/2017 Chapman
 - 2002/0103032 A1 8/2002 Chiu
 - 2003/0032533 A1 2/2003 Hecox et al.
- (Continued)

Related U.S. Application Data

- (62) Division of application No. 29/601,393, filed on Apr. 21, 2017.
- (51) **LOC (11) Cl.** **21-02**
- (52) **U.S. Cl.**
USPC **D21/686**
- (58) **Field of Classification Search**
USPC D21/686, 662, 671, 688, 694, 333, 698,
D21/699, 689, 687; D6/582, 591, 583,
D6/588, 589, 592, 685, 707.22, 587, 608,
D6/604, 601; 482/30, 52, 74, 23, 909,
482/148, 139, 146, 34, 93, 51, 66, 79,
482/132, 141, 172; D25/138, 62; 5/417;
D30/118; D19/9, 10; D24/188, 125
CPC A63B 21/4037; A63B 23/0458; A63B
2210/50; A63B 22/0664; A63B 22/001;
A63B 2208/0204; A63B 6/00; A47G
27/0237
See application file for complete search history.

(56) **References Cited**

U.S. PATENT DOCUMENTS

- 5,647,830 A 7/1997 Togao
- D414,643 S 10/1999 Phua
- D489,423 S 5/2004 Fan et al.
- D493,500 S 7/2004 Dalebout et al.

OTHER PUBLICATIONS

Hex Mat by Oancebody dated no date given. Found online [Mar. 30, 2018] <https://dancebody.com/shop/hex-mat/>.
(Continued)

Primary Examiner — Ryan Harvey
(74) *Attorney, Agent, or Firm* — Lerner, David, Littenberg, Krumholz & Mentlik, LLP

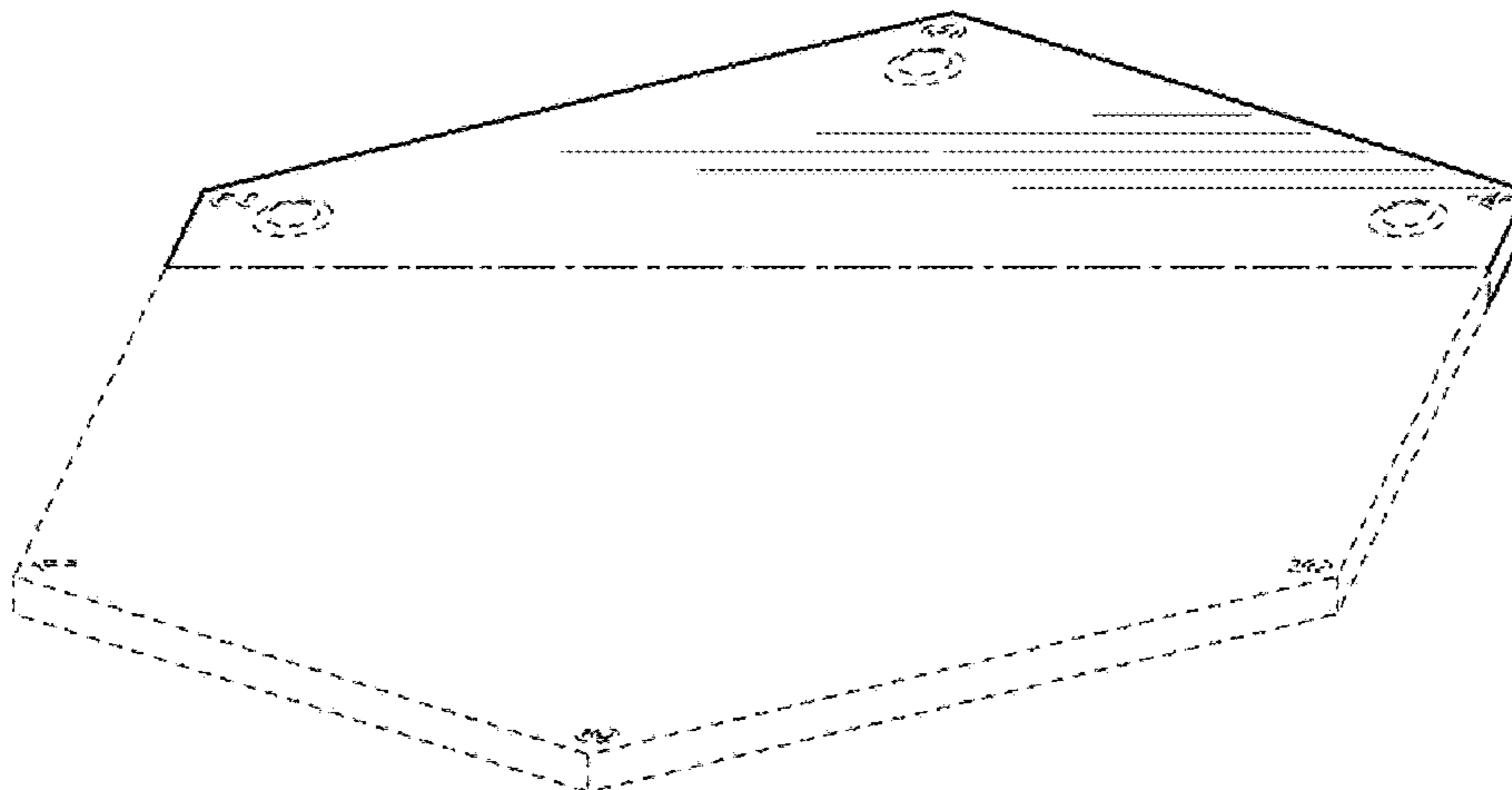
(57) **CLAIM**

The ornamental design for an exercise mat, as shown and described.

DESCRIPTION

FIG. 1 is a front perspective view of an exercise mat according to my design;
FIG. 2 is a front elevational view thereof;
FIG. 3 is a rear elevational view thereof;
FIG. 4 is a right side elevational view thereof;
FIG. 5 is a left side elevational view thereof;
FIG. 6 is a top plan view thereof; and,
FIG. 7 is a bottom plan view thereof.
The broken lines shown in the drawings are for the purpose of illustrating environmental structure and form no part of the claimed design. The dot-dash lines are boundary lines and form no part of the claimed design.

1 Claim, 3 Drawing Sheets



(56)

References Cited

U.S. PATENT DOCUMENTS

2005/0130814 A1 6/2005 Nitta et al.
2007/0214691 A1* 9/2007 Olsen G09F 3/14
40/300
2011/0143896 A1 6/2011 Senegal
2012/0047784 A1* 3/2012 St. Denis G09F 19/22
40/607.13

OTHER PUBLICATIONS

Power Systems by Power Systems dated Feb. 22, 2016. Found online [Mar. 30, 2018] https://www.amazon.com/Power-Systems-Single-Premium-Hanging/dp/BOOS4LK2WI/ref=cm_cr_arp_d_product_top?ie=UTF8.

U.S. Appl. No. 29/664,738, filed Sep. 27, 2018, titled "Exercise Mat".

* cited by examiner

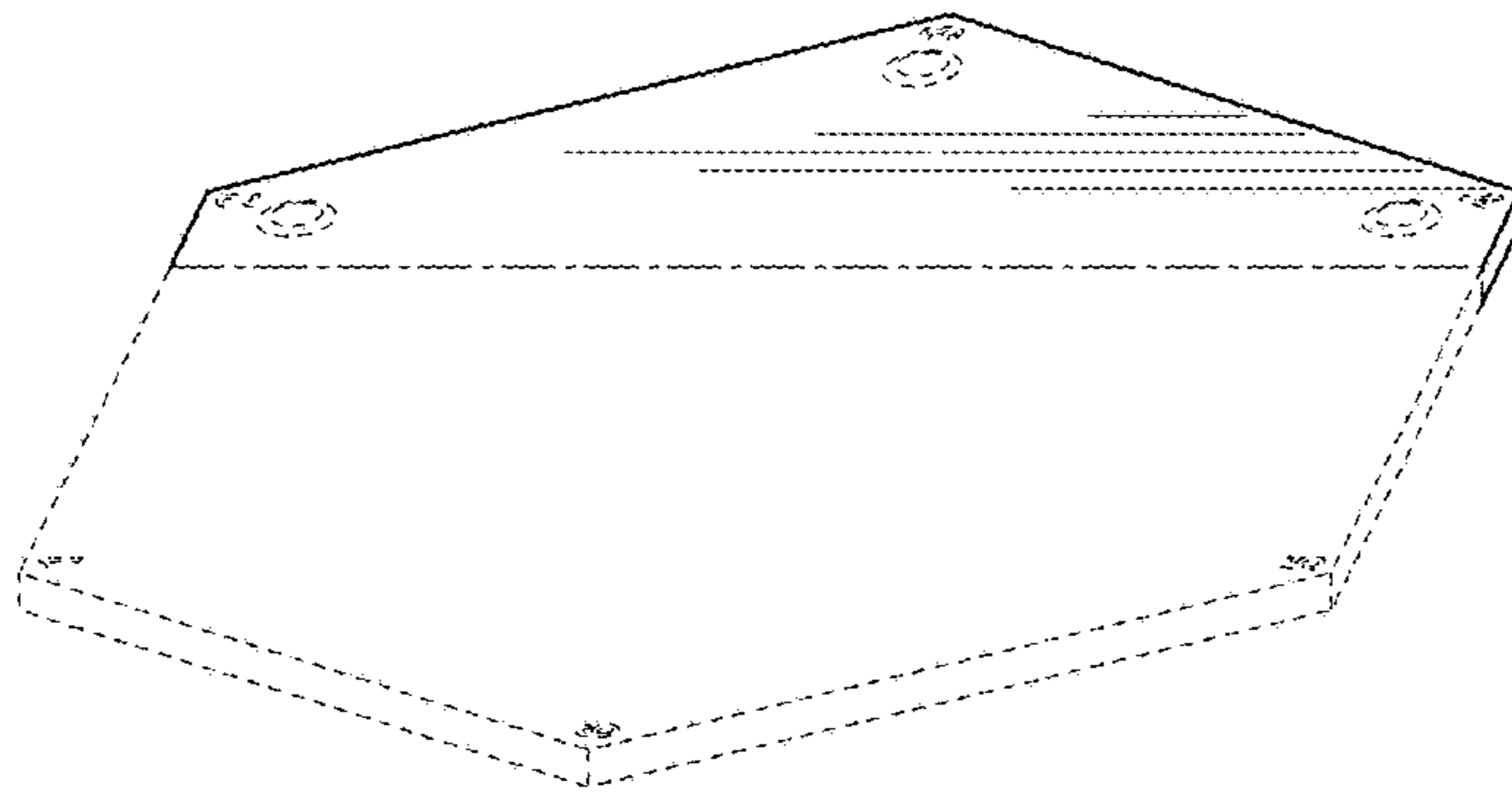


FIG. 1

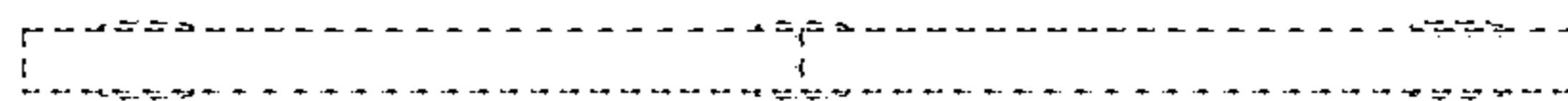


FIG. 2



FIG. 3




FIG. 4

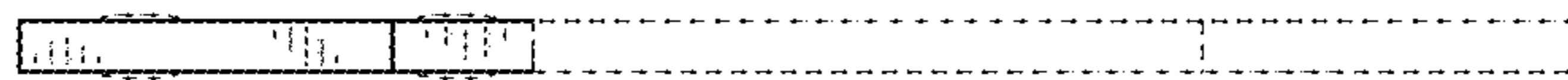


FIG. 5

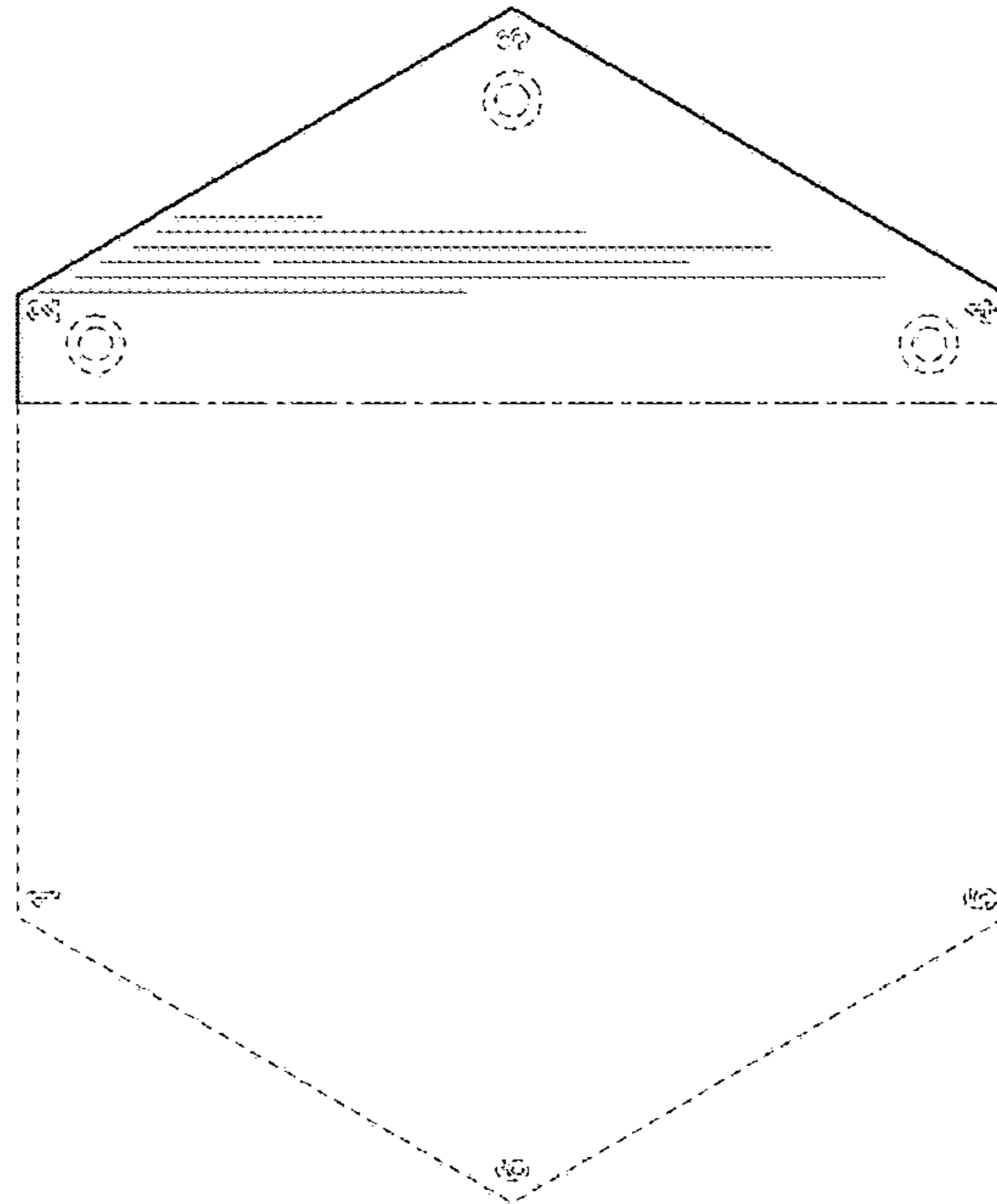


FIG. 6

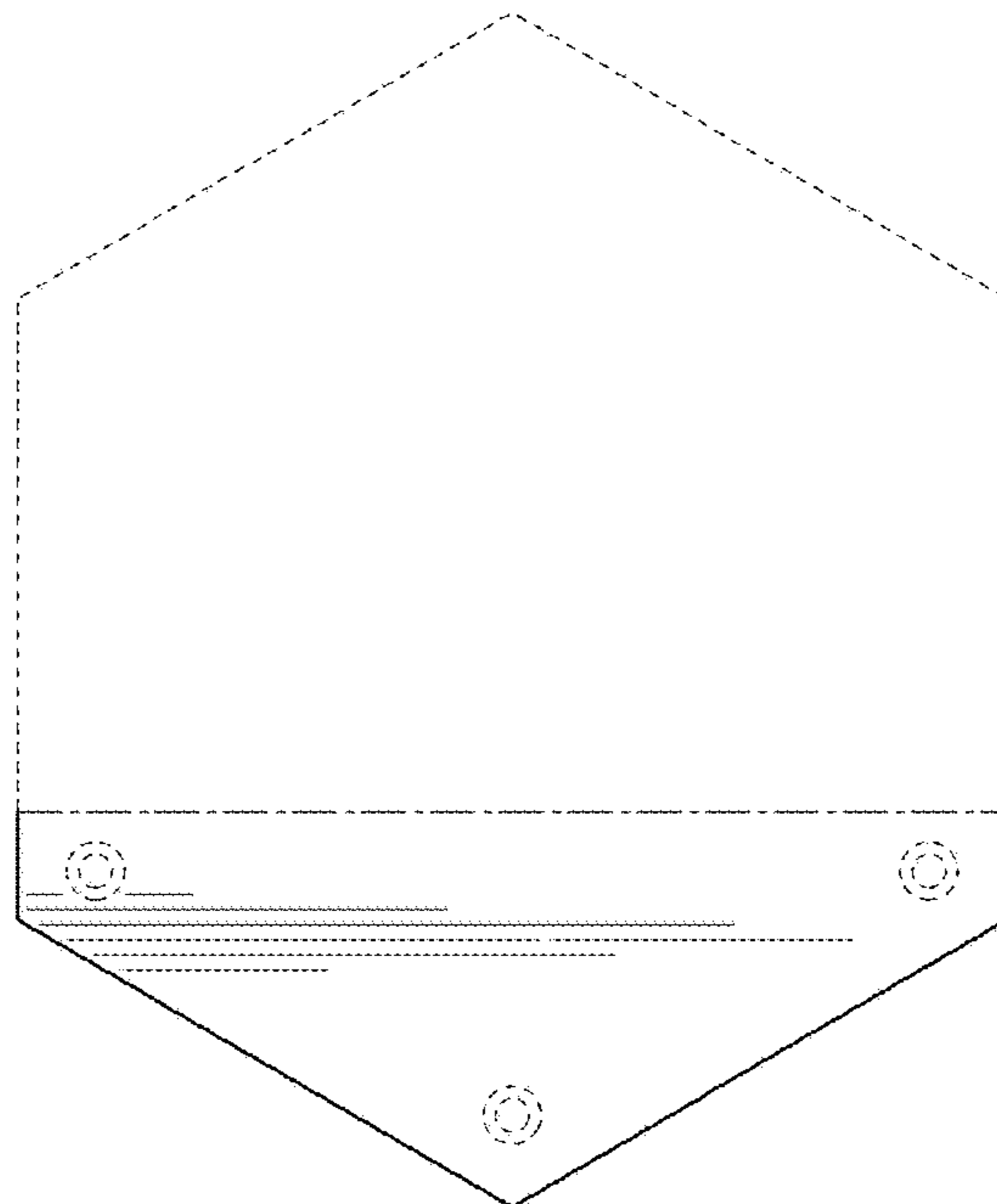


FIG. 7