



US00D847272S

(12) **United States Design Patent**  
**Jonas**

(10) **Patent No.:** **US D847,272 S**

(45) **Date of Patent:** **\*\* Apr. 30, 2019**

- (54) **ARTICULATING TOY SHARK**
- (71) Applicant: **Nicholas Steven Jonas**, Normandy Park, WA (US)
- (72) Inventor: **Nicholas Steven Jonas**, Normandy Park, WA (US)
- (\*\*) Term: **15 Years**
- (21) Appl. No.: **29/641,725**
- (22) Filed: **Mar. 23, 2018**
- (51) **LOC (11) Cl.** ..... **21-01**
- (52) **U.S. Cl.**  
USPC ..... **D21/599**
- (58) **Field of Classification Search**  
USPC ..... D6/598; D11/158, 162; D21/576–596, 446/368–369, 376, 428, 446/487; 180/8.6; D30/160  
CPC ... A63H 3/00; A63H 3/02; A63H 3/04; A63H 3/14; A63H 3/16; A63H 3/28; A63H 33/00; A63H 7/00; A63H 7/06; A63H 11/00; A63H 11/10; A63H 11/20; A63H 13/00; A63H 33/04; A63H 33/08; A63H 33/042; G06N 3/008  
See application file for complete search history.

- D334,955 S \* 4/1993 Kupperman ..... D21/599
- D364,660 S \* 11/1995 Rahbek ..... D21/597
- D607,064 S \* 12/2009 Thorsen ..... D21/599
- D621,451 S \* 8/2010 Wong ..... D21/599

\* cited by examiner

*Primary Examiner* — Sandra L Morris

(74) *Attorney, Agent, or Firm* — Seed IP Law Group LLP

(57) **CLAIM**

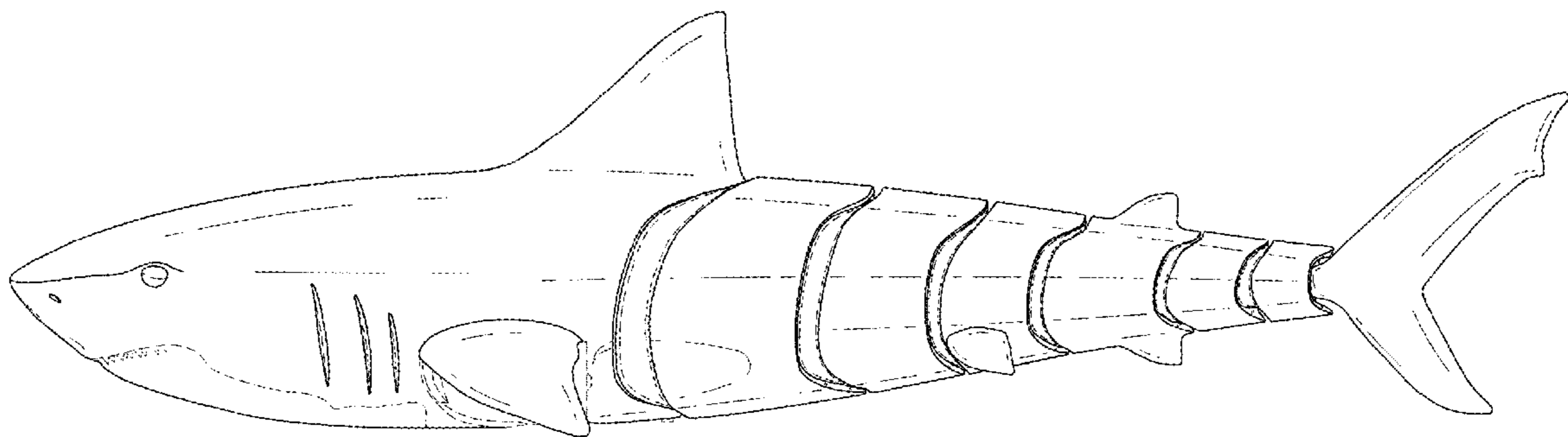
The ornamental design for an articulating toy shark, as shown and described.

**DESCRIPTION**

FIG. 1 is an isometric top, right view of the articulating toy shark formed in accordance with the present disclosure;  
 FIG. 2 is an isometric bottom, right view of the articulating toy shark of FIG. 1;  
 FIG. 3 is a front elevational view of the articulating toy shark of FIG. 1;  
 FIG. 4 is a rear elevational view of the articulating toy shark of FIG. 1;  
 FIG. 5 is a left side elevational view of the articulating toy shark of FIG. 1;  
 FIG. 6 is a right side elevational view of the articulating toy shark of FIG. 1;  
 FIG. 7 is a top plan view of the articulating toy shark of FIG. 1; and,  
 FIG. 8 is a bottom plan view of the articulating toy shark of FIG. 1.  
 The broken lines in the figures represent features of the article of manufacture that form no part of the claimed design.

- (56) **References Cited**  
U.S. PATENT DOCUMENTS  
D205,457 S \* 8/1966 Bronte ..... D21/599  
D325,656 S \* 4/1992 Davis ..... D21/599  
D330,575 S \* 10/1992 Kupperman ..... D21/599  
D333,854 S \* 3/1993 Kupperman ..... D21/599

**1 Claim, 7 Drawing Sheets**






FIG. 1

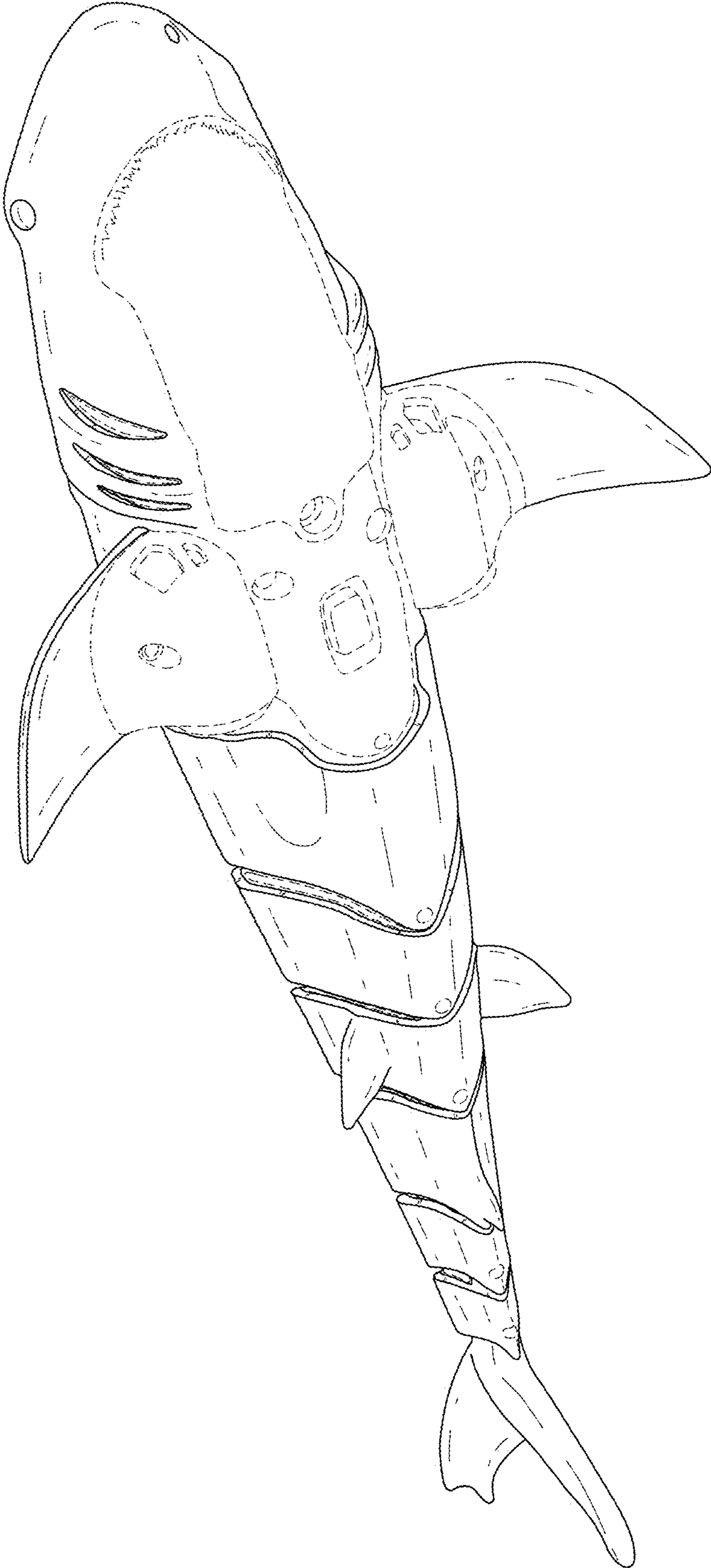


FIG. 2

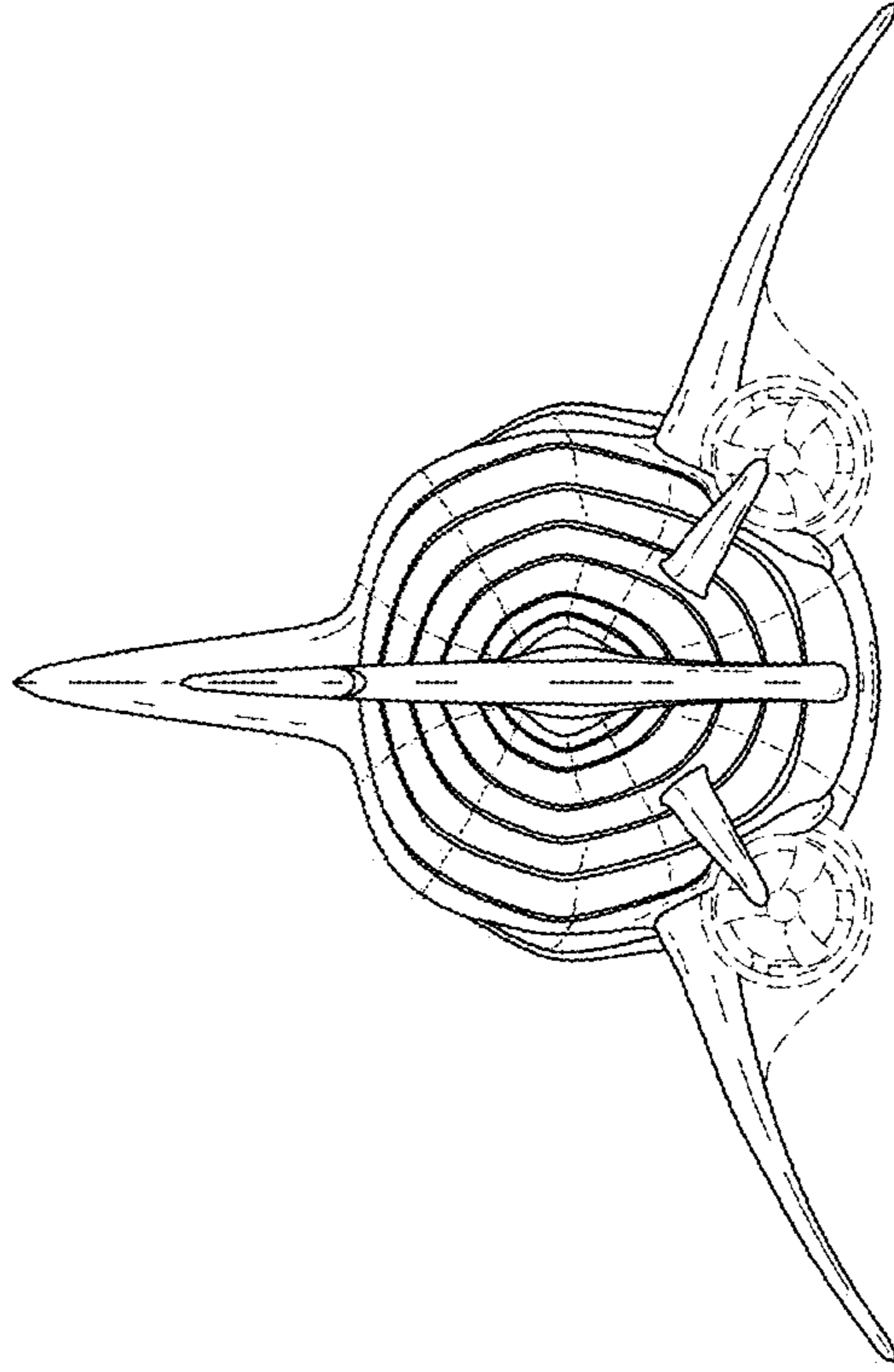


FIG. 3

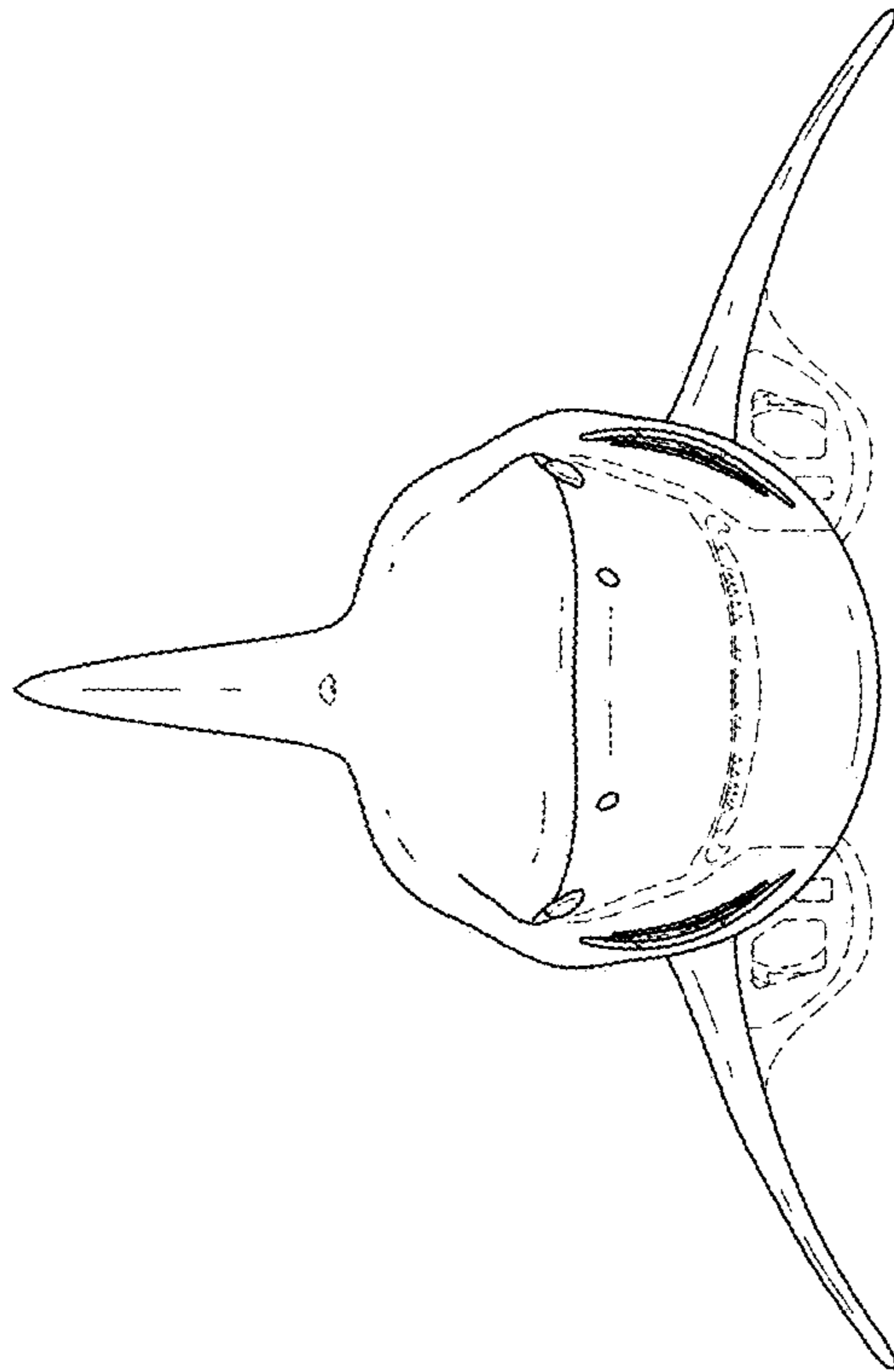


FIG. 4

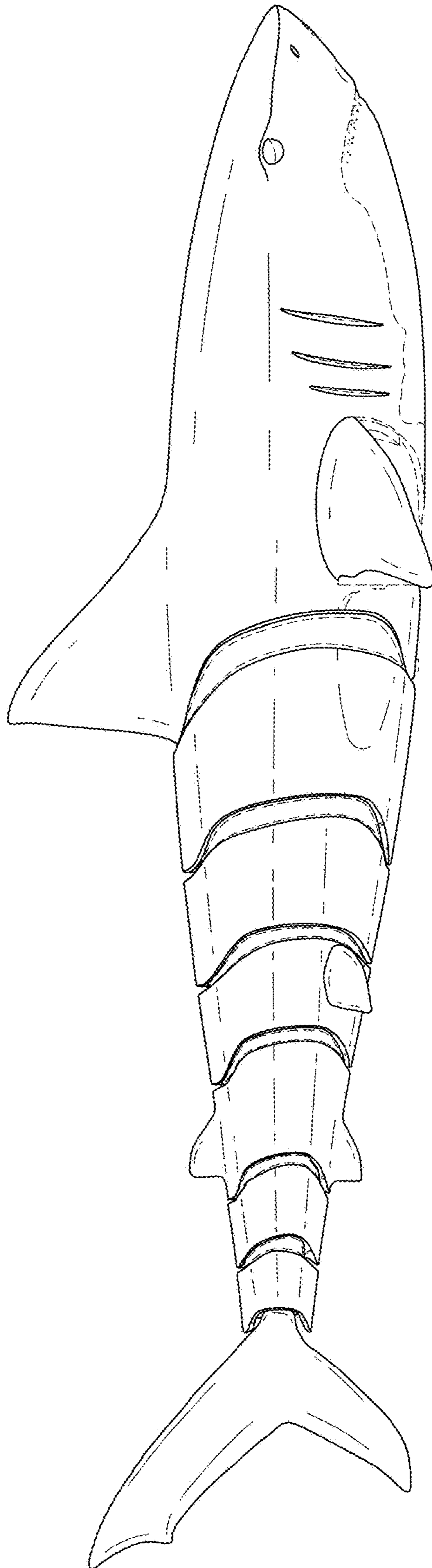


FIG. 5



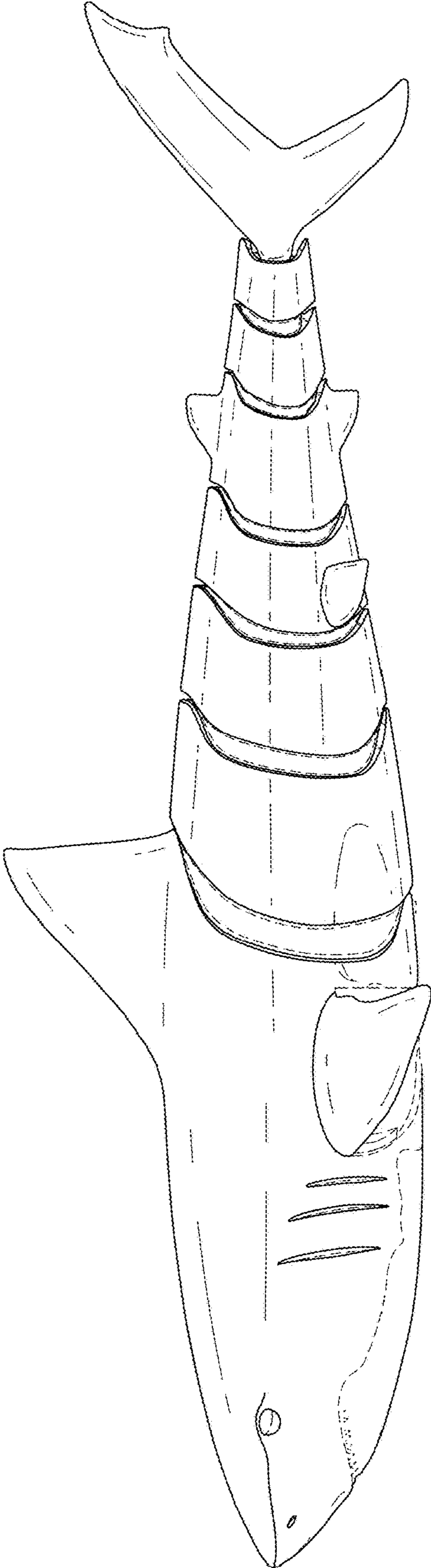


FIG. 6

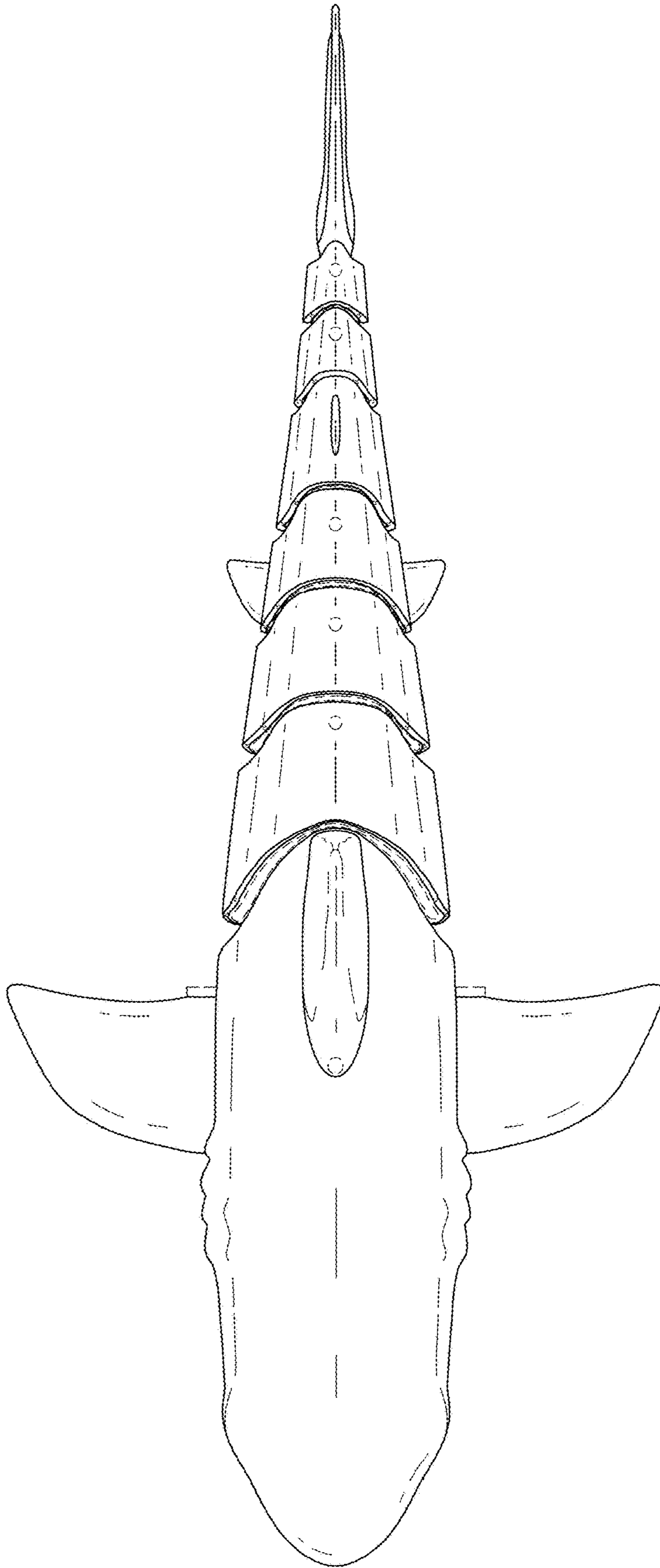
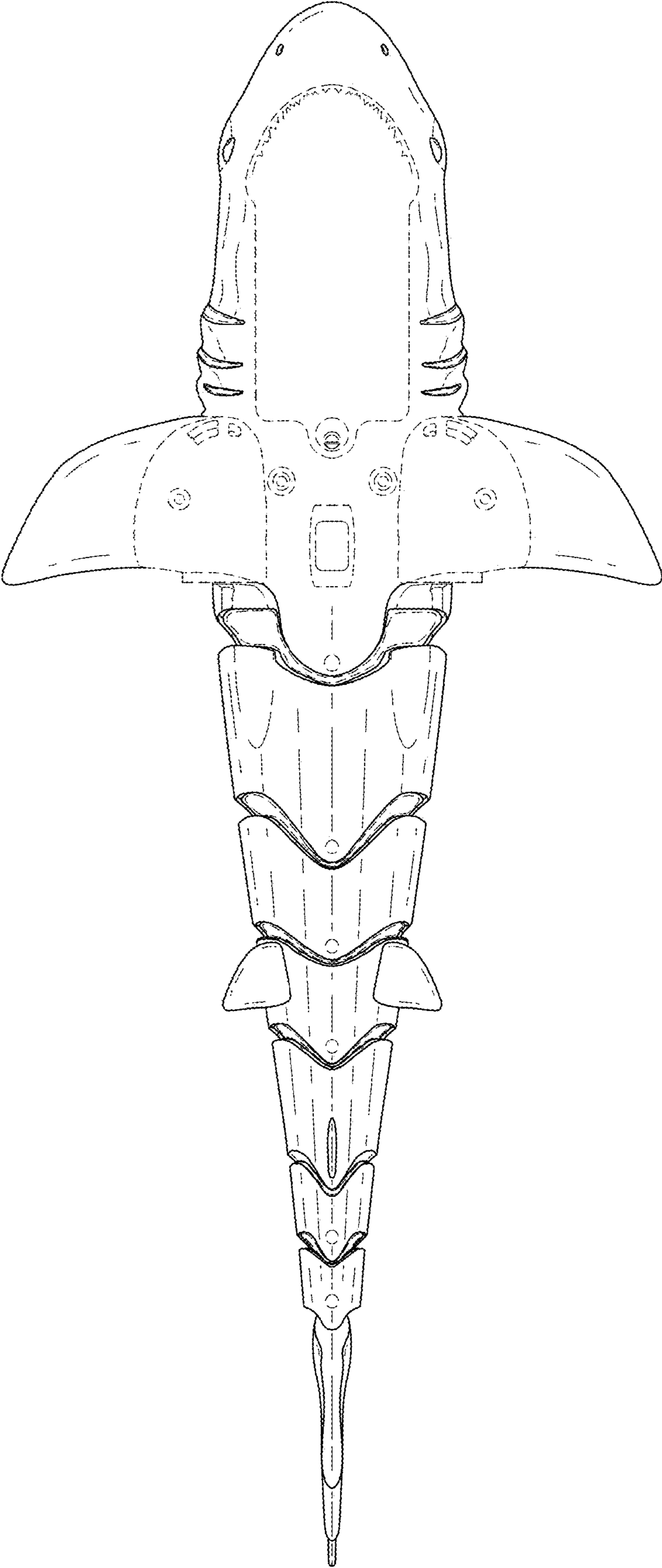


FIG. 7



*FIG. 8*