



US00D847268S

(12) **United States Design Patent**
Chen

(10) **Patent No.:** **US D847,268 S**

(45) **Date of Patent:** **** Apr. 30, 2019**

(54) **TOY ANIMAL FOR RIDING**

(71) Applicant: **PonyCycle Inc.**, La Jolla, CA (US)

(72) Inventor: **Bo Chen**, La Jolla, CA (US)

(73) Assignee: **PonyCycle Inc.**, La Jolla, CA (US)

(**) Term: **15 Years**

(21) Appl. No.: **29/634,410**

(22) Filed: **Jan. 22, 2018**

(30) **Foreign Application Priority Data**

Nov. 17, 2017 (EM) 004510691-0001

(51) **LOC (11) Cl.** **21-01**

(52) **U.S. Cl.**
USPC **D21/429; D21/416**

(58) **Field of Classification Search**
USPC D21/416, 429, 576, 591, 620
CPC A63G 13/06; A63G 19/00; A63G 13/08
See application file for complete search history.

(56) **References Cited**

U.S. PATENT DOCUMENTS

D258,319 S *	2/1981	Cox	D21/620
D258,371 S *	2/1981	Cox	D21/620
D267,727 S *	1/1983	Doe	D21/429
D269,986 S *	8/1983	Zacherle	D21/620
4,497,500 A *	2/1985	Mercurio	A63G 19/00
				280/1.13
D340,955 S *	11/1993	Hoffmaster	D21/429
D341,168 S *	11/1993	Martin	D21/429

D345,390 S *	3/1994	Spence, Jr.	D21/406
D359,314 S *	6/1995	Baerenwald	D21/429
D403,716 S *	1/1999	Loots	D21/416
D410,703 S *	6/1999	Kiss	D21/416
D418,179 S *	12/1999	Hansen	D21/620
D432,181 S *	10/2000	Barber	D21/416
D545,915 S *	7/2007	Kurth	D21/416
D636,034 S *	4/2011	Oestreicher	D21/620
D669,544 S *	10/2012	Hornsby	D21/620
D733,810 S *	7/2015	Song	D21/620
2008/0070710 A1 *	3/2008	Drosendahl	A63G 13/02
				472/102
2008/0132343 A1 *	6/2008	Blumenthal	A63G 13/08
				472/103
2014/0206465 A1 *	7/2014	Gibson	A63G 13/06
				472/101

* cited by examiner

Primary Examiner — Robin V Webster

Assistant Examiner — Keith J Wilson

(74) *Attorney, Agent, or Firm* — Maier & Maier, PLLC

(57) **CLAIM**

The ornamental design for a toy animal for riding, as shown and described.

DESCRIPTION

FIG. 1 is a front perspective view of a toy animal for riding; FIG. 2 is a right side view thereof; FIG. 3 is a front view thereof; FIG. 4 is a left side view thereof; FIG. 5 is a rear view thereof; FIG. 6 is a bottom plan view thereof; and, FIG. 7 is a rear perspective view thereof.

1 Claim, 7 Drawing Sheets



FIG. 1




FIG. 2




FIG. 3

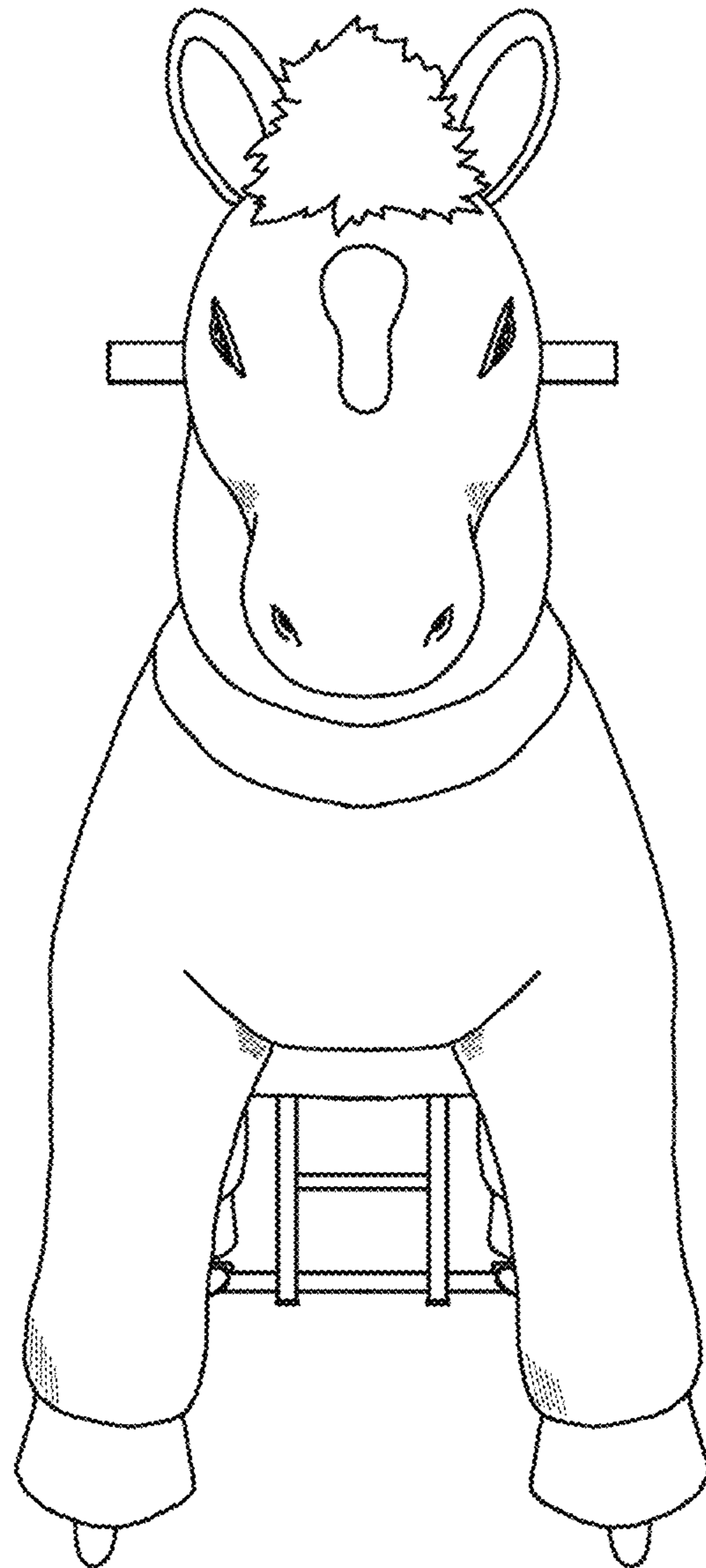


FIG. 4




FIG. 5

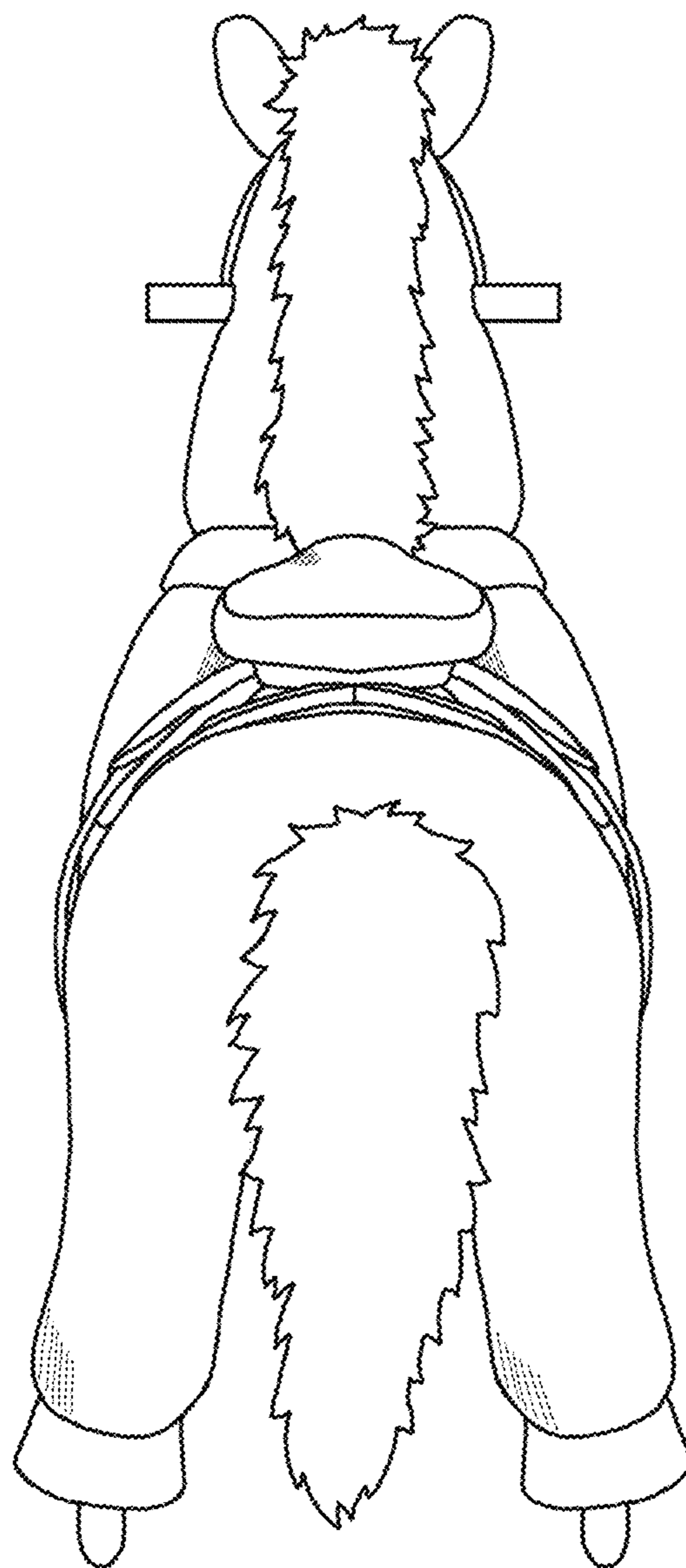


FIG. 6

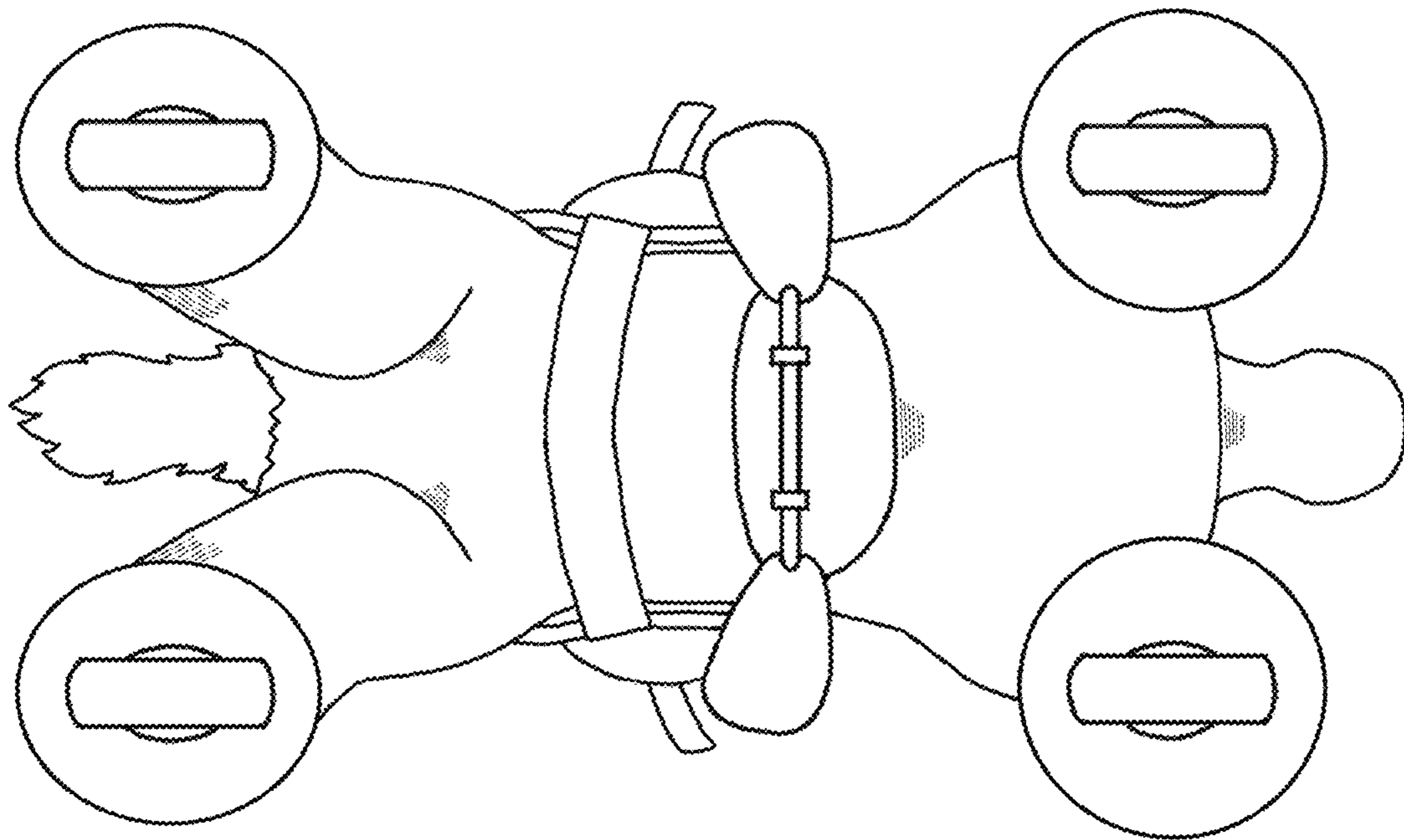


FIG. 7

