



US00D847267S

(12) **United States Design Patent**
Gold

(10) **Patent No.:** **US D847,267 S**
(45) **Date of Patent:** **** Apr. 30, 2019**

(54) **WAND WITH CHIMING SPHERE**

(71) Applicant: **Renee Faith Gold**, Wellesley, MA (US)

(72) Inventor: **Renee Faith Gold**, Wellesley, MA (US)

(**) Term: **15 Years**

(21) Appl. No.: **29/581,334**

(22) Filed: **Oct. 18, 2016**

(51) **LOC (11) Cl.** **21-01**

(52) **U.S. Cl.**
USPC **D21/405; D21/398**

(58) **Field of Classification Search**
USPC D17/22, 24, 99; D10/2, 6, 31, 33, 114.9, D10/116.1, 118, 118.1, 121; D21/398, D21/400, 402, 405, 406; D11/1-11, 14, D11/26, 30, 34-36, 40, 44-48, 70, 79-81, D11/86, 91, 96, 108, 121, 124, 125, 131, D11/141, 157, 164, 184, 201, 204, 211, D11/217, 219, 223, 232, 238; D9/669; D26/4, 7, 16, 25, 32, 38, 40, 57, 73, 94, D26/125, 134, 146, 147, 154, 156; D20/12, 19, 21, 36; D19/123, 126, 129, D19/130, 136, 137, 153, 202; D28/76, 7, D28/79, 81; D99/25, 28, 34, 37, 43, 99; D3/21, 211, 238, 271.1; 84/402, 406, 84/409, 420; 984/150, 154, 155; 428/11; 116/148, 169, 171; 446/81, 213, 219, 446/266, 397, 418, 419, 421, 422, 485; 362/807; D6/303
CPC G10K 1/00; G10K 1/06; G10K 1/063; G10K 1/064; G10K 1/07; G10K 1/071; G10K 3/00; G10D 13/06; G10D 13/08; A63H 5/00
See application file for complete search history.

634,146 A * 10/1899 Maddox A47G 1/14
40/745
1,567,803 A * 12/1925 Ludwig G10D 13/06
446/421
D154,390 S * 7/1949 Katz D11/40
D157,156 S * 2/1950 Janowitz D11/121
2,847,780 A * 8/1958 Ellerman G04B 45/0069
368/285
2,922,330 A * 1/1960 Chuy A47G 33/0809
116/148
D189,821 S * 2/1961 Lyon 434/291
D195,131 S * 4/1963 Gunter D11/121
3,707,055 A * 12/1972 Pearce A63H 33/00
446/485
D276,798 S * 12/1984 Joseph D11/125
D317,183 S * 5/1991 Neuroth D21/402
D343,586 S * 1/1994 Hung D10/116.1

(Continued)

Primary Examiner — Catherine A Tuttle
(74) *Attorney, Agent, or Firm* — Wolf, Greenfield & Sacks, P.C.

(57) **CLAIM**

The ornamental design for a wand with chiming sphere, as shown and described.

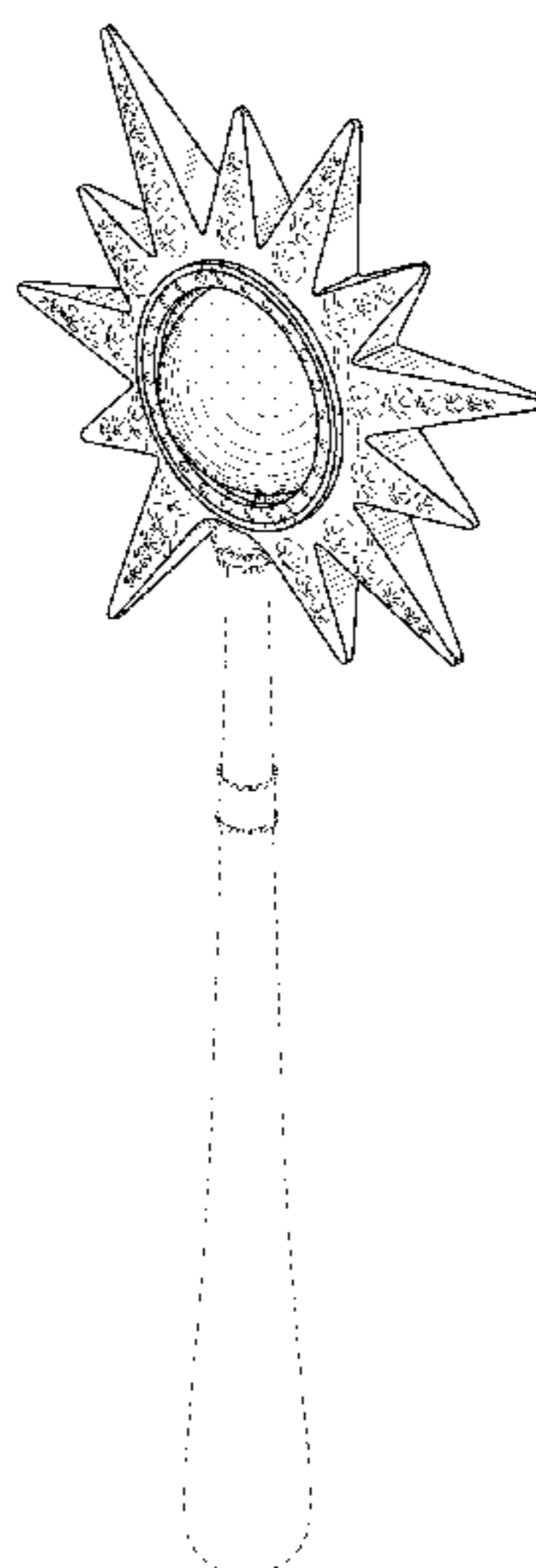
DESCRIPTION

FIG. 1 is a perspective view of a wand with chiming sphere showing my new design.
FIG. 2 is a front elevational view thereof.
FIG. 3 is a right side elevation view thereof.
FIG. 4 is a rear elevational thereof.
FIG. 5 is a left side elevational view thereof.
FIG. 6 is a top plan view thereof; and,
FIG. 7 is a bottom plan view thereof.
The broken lines in the drawing are for illustrative purposes only, and form no part of the claimed design.

1 Claim, 4 Drawing Sheets

(56) **References Cited**
U.S. PATENT DOCUMENTS

D2,728 S * 8/1867 Dundas D11/124
D12,400 S * 8/1881 Masi D11/96



(56)

References Cited

U.S. PATENT DOCUMENTS

5,279,513 A *	1/1994	Connelly	A63H 33/009	446/219
D376,120 S *	12/1996	Fu-Hsien	D11/121	
D386,807 S *	11/1997	Moonshine-Voelker	D26/94	
D462,390 S *	9/2002	Allen	D10/128	
D529,072 S *	9/2006	Scharte	D17/22	
7,303,312 B2 *	12/2007	Wang	A47G 33/0836	362/121
7,380,956 B2 *	6/2008	Richmond	A47G 33/08	362/121
D577,848 S *	9/2008	Convey	D26/73	
D721,676 S *	1/2015	Hammond	D14/218	
D822,532 S *	7/2018	Stern	D11/40	
2006/0292961 A1 *	12/2006	Ansolabehere	A63H 27/10	446/220

* cited by examiner

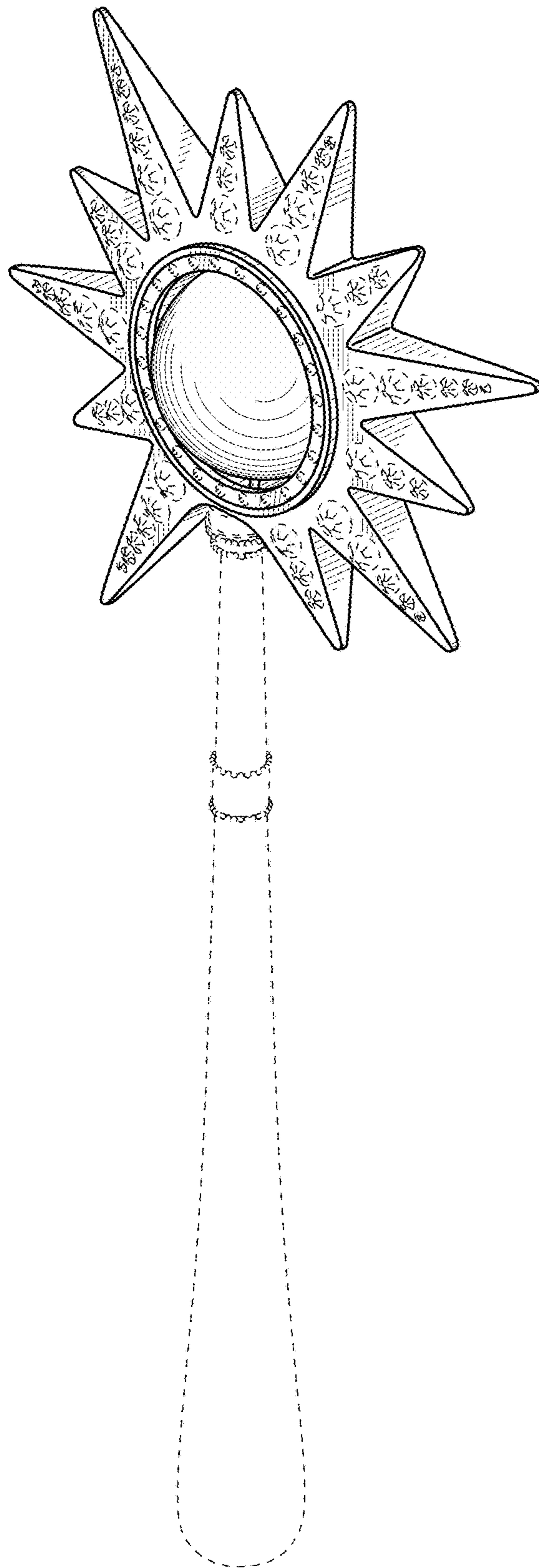


FIG. 1

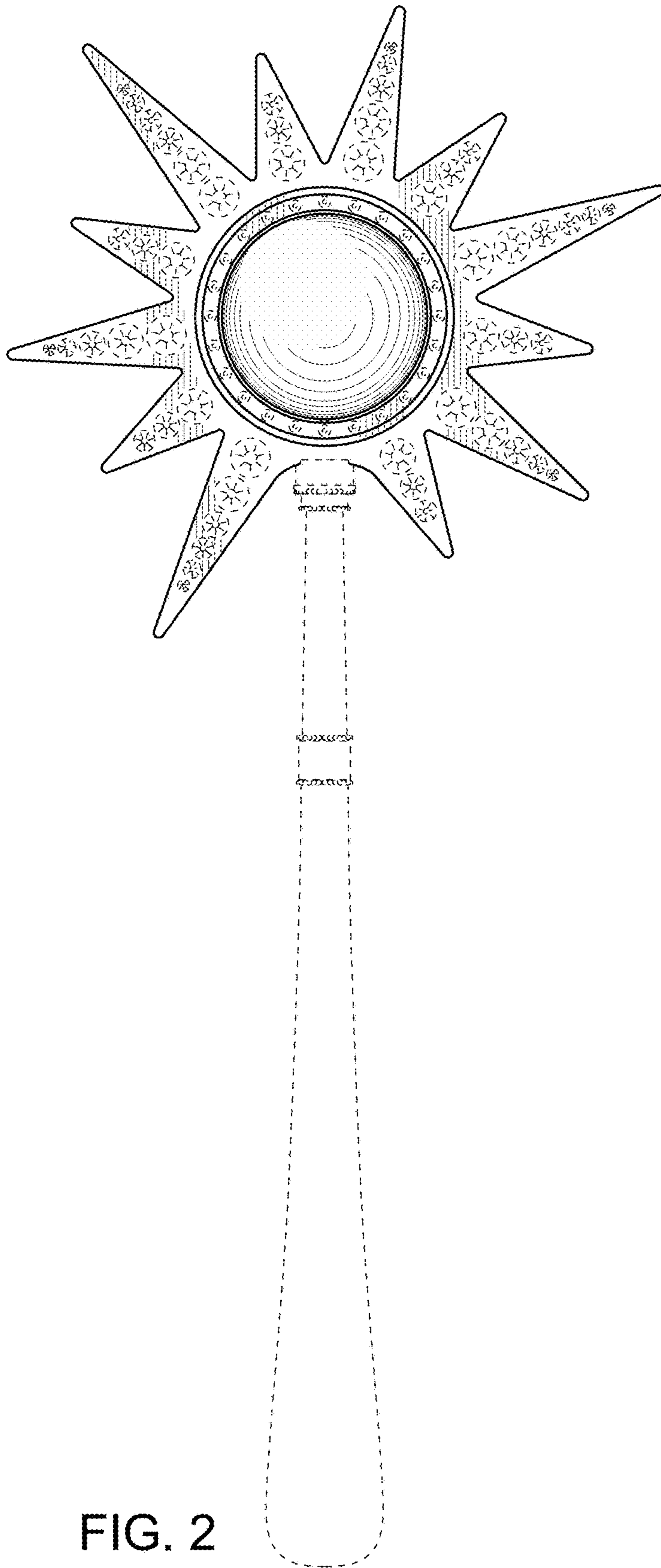


FIG. 2

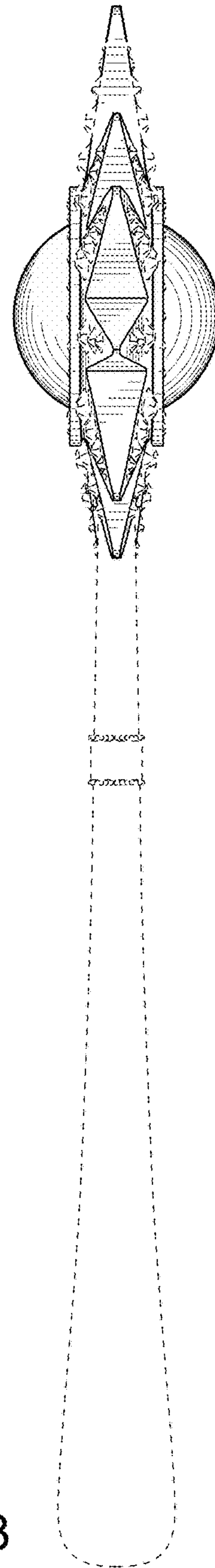
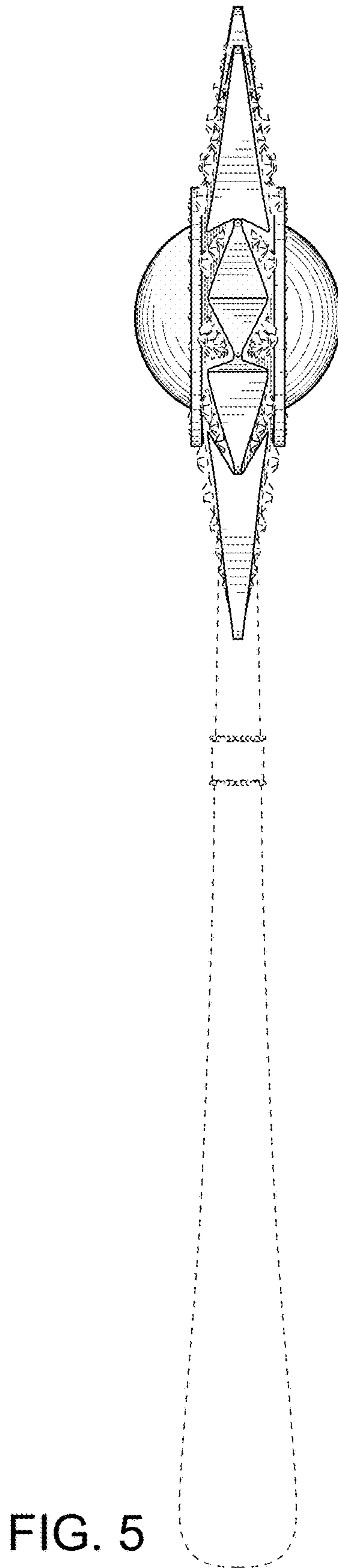
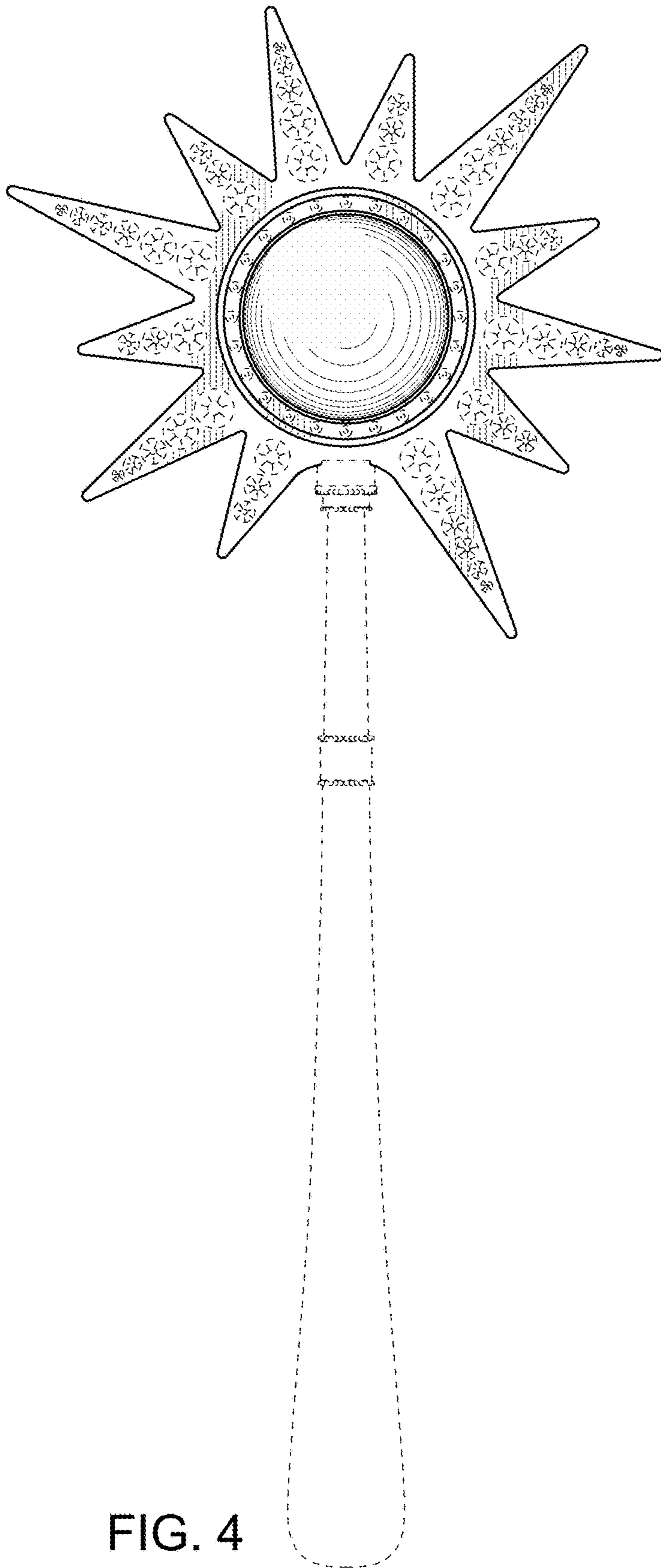


FIG. 3



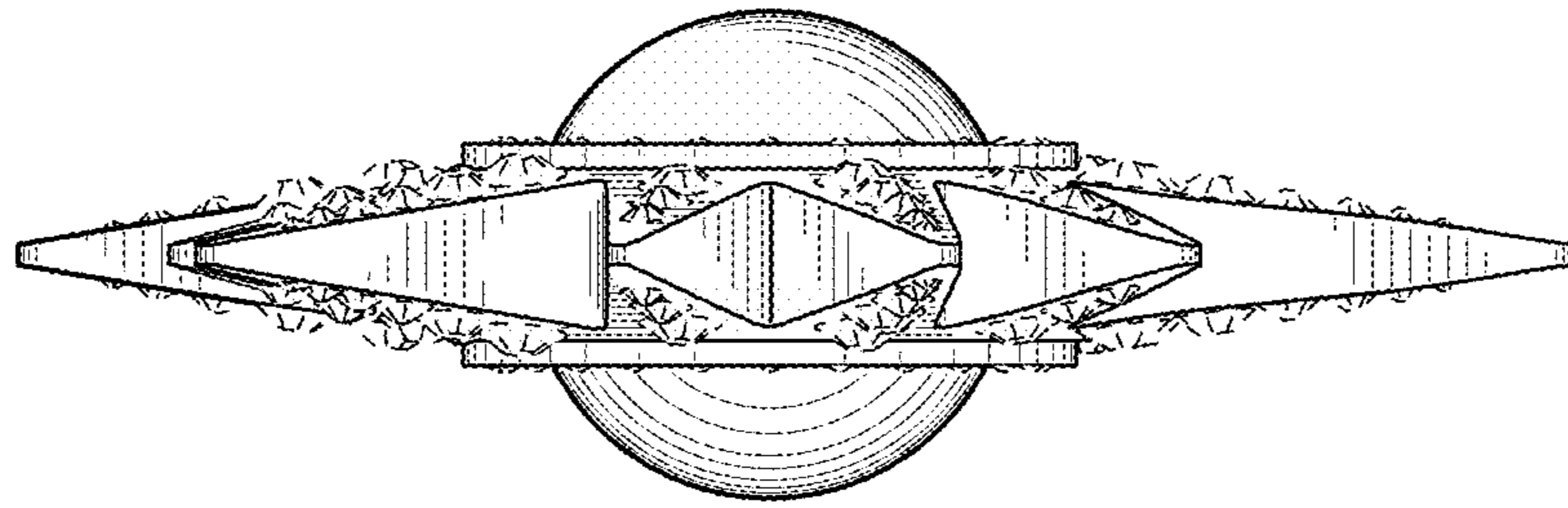


FIG. 6

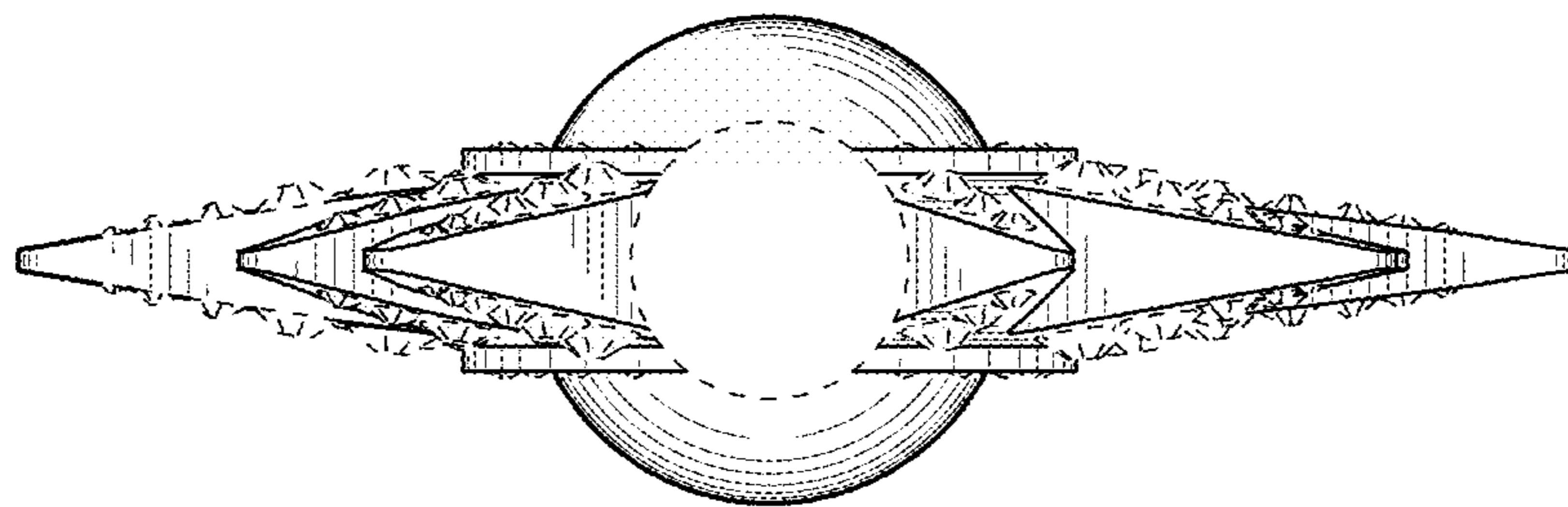


FIG. 7