



US00D847263S

(12) **United States Design Patent** (10) **Patent No.:** **US D847,263 S**  
**Bindra** (45) **Date of Patent:** **\*\* \*Apr. 30, 2019**

(54) **WRITING INSTRUMENT**

(71) Applicant: **Fibro Source U.S.A. Inc.**, San Diego, CA (US)

(72) Inventor: **Sarvjeet S. Bindra**, San Diego, CA (US)

(73) Assignee: **Fibro Source U.S.A. Inc.**, San Diego, CA (US)

(\*) Notice: This patent is subject to a terminal disclaimer.

(\*\*) Term: **15 Years**

(21) Appl. No.: **29/589,133**

(22) Filed: **Dec. 28, 2016**

(51) **LOC (11) Cl.** ..... **19-06**

(52) **U.S. Cl.**  
USPC ..... **D19/172**; D19/918; D19/923

(58) **Field of Classification Search**  
USPC ..... D14/411; D19/115-204; D9/724, 725  
CPC ... B43K 7/12; B43K 8/04; B43K 8/06; B43K 19/00; B43K 19/02; B43K 19/14; B43K 21/006; B43K 21/06; B43K 23/06; B43K 24/08

See application file for complete search history.

(56) **References Cited**

**U.S. PATENT DOCUMENTS**

D101,042 S *	9/1936	Kahn	.....	D19/196
4,382,706 A	5/1983	Hashimoto et al.		
D402,693 S	12/1998	Sunaga		
D408,057 S	4/1999	Izushima		
D410,030 S	5/1999	Sunaga		
D410,681 S	6/1999	Izushima		
D410,682 S	6/1999	Izushima		
D412,014 S	7/1999	Izushima		
D418,163 S	12/1999	Rosen		
D418,870 S	1/2000	Polidoro		

D418,871 S	1/2000	Keda		
D423,577 S	4/2000	Baudino et al.		
6,203,225 B1	3/2001	Baudino et al.		
D441,017 S	4/2001	Gault et al.		
D444,499 S	7/2001	Nakazawa		
D450,769 S	11/2001	Nishida		
D453,790 S	2/2002	Tsuchikura		
D455,179 S *	4/2002	Oka	.....	D19/197
D457,917 S	5/2002	Traut et al.		
D458,306 S	6/2002	Moon		
D465,238 S	11/2002	Qiu		
D476,364 S	6/2003	Bain		
D482,071 S	11/2003	Kennedy et al.		
D484,187 S	12/2003	Moon		
D490,465 S *	5/2004	Qiu	.....	D19/172
D492,349 S	6/2004	Qiu		
D492,350 S	6/2004	Morrow		

(Continued)

**OTHER PUBLICATIONS**

Uni-ball—Power Tank RT; <http://www.uniball-na.com/main.taf?p=2,1,1>; 4 pages; Nov. 27, 2006.

*Primary Examiner* — Elizabeth A. Albert  
(74) *Attorney, Agent, or Firm* — Frank J. Bonini, Jr.;  
Bonini IP Law, LLC

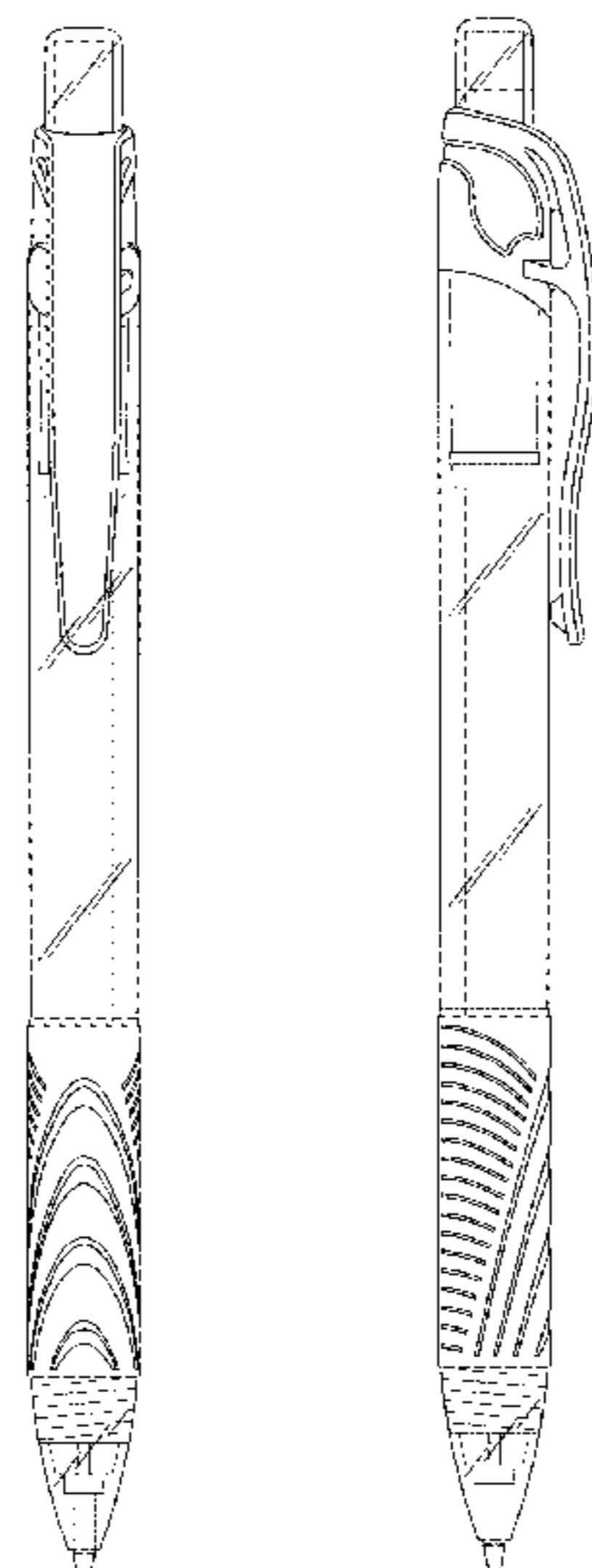
(57) **CLAIM**

The ornamental design for a writing instrument, as shown and described.

**DESCRIPTION**

FIG. 1 is a front, left perspective view of a writing instrument showing my new design;  
FIG. 2 is a front elevational view thereof;  
FIG. 3 is a rear elevational view thereof;  
FIG. 4 is a right side elevational view thereof;  
FIG. 5 is a left side elevational view thereof;  
FIG. 6 is a top plan view thereof; and,  
FIG. 7 is a bottom plan view thereof.

**1 Claim, 6 Drawing Sheets**



(56)

**References Cited**

U.S. PATENT DOCUMENTS

D495,002 S 8/2004 Sung  
 D496,688 S 9/2004 Nishida  
 D497,643 S 10/2004 Nishida  
 D498,791 S 11/2004 Morrow  
 D499,142 S 11/2004 Morrow  
 D500,520 S 1/2005 Bain et al.  
 D500,792 S 1/2005 Bain et al.  
 D500,794 S 1/2005 Conklin et al.  
 D506,504 S 6/2005 Nakazawa et al.  
 D507,301 S 7/2005 Qiu  
 D508,717 S 8/2005 Anand  
 D508,950 S 8/2005 Kiple et al.  
 D534,213 S 12/2006 Hageman et al.  
 D542,843 S 5/2007 Qiu  
 D544,915 S 6/2007 Santa Maria et al.  
 D548,791 S 8/2007 Santa Maria et al.  
 D550,282 S 9/2007 Neuenschwanter et al.

D553,191 S \* 10/2007 Qiu ..... D19/168  
 D559,315 S 1/2008 Qiu et al.  
 D562,392 S \* 2/2008 Qiu ..... D19/172  
 D562,895 S \* 2/2008 Shibata ..... D19/172  
 D568,936 S \* 5/2008 Qiu ..... D19/174  
 D573,184 S 7/2008 Vadenne  
 D581,460 S \* 11/2008 Zhao ..... D19/121  
 D589,557 S \* 3/2009 Kusch ..... D19/172  
 D599,403 S \* 9/2009 Wang ..... D19/170  
 D600,282 S 9/2009 Guoguang  
 D603,454 S \* 11/2009 Matsumura ..... D19/195  
 D631,913 S \* 2/2011 Li ..... D19/174  
 D648,791 S \* 11/2011 Li ..... D19/173  
 D690,358 S \* 9/2013 Jin ..... D19/172  
 D695,830 S \* 12/2013 Casciotti ..... D19/199  
 D701,913 S \* 4/2014 Li ..... D19/173  
 D710,446 S \* 8/2014 Lira-Nunez ..... D19/173  
 D713,878 S 9/2014 Fleming  
 D776,760 S \* 1/2017 Simon ..... D19/167  
 D782,576 S \* 3/2017 Laemle ..... D19/172

\* cited by examiner

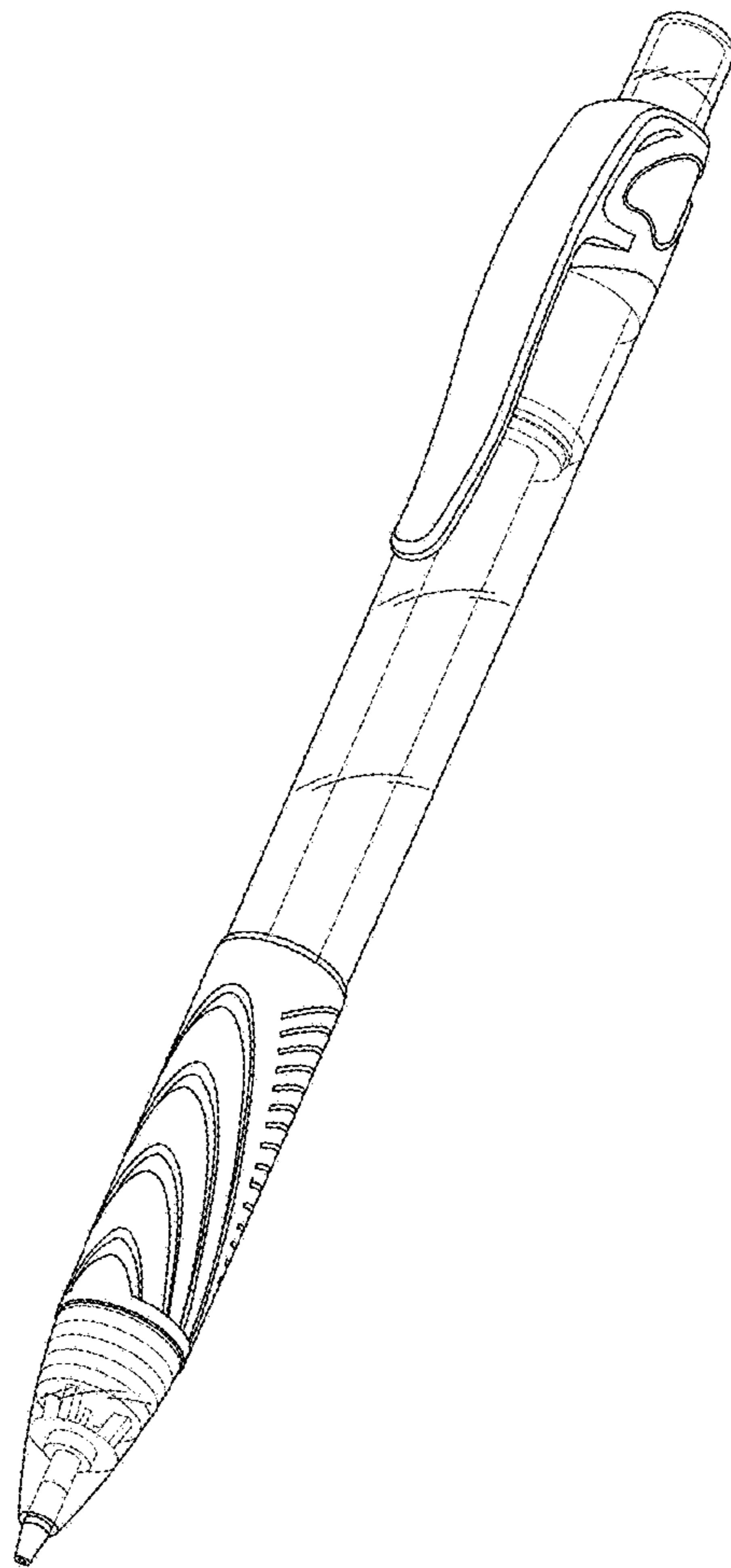


FIG. 1




FIG.2




FIG. 3

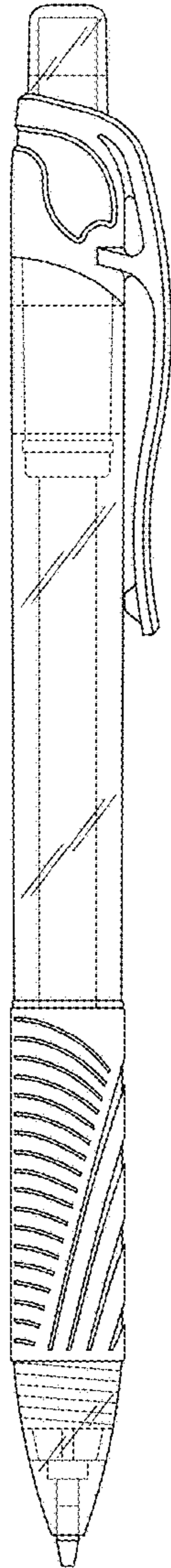


FIG. 4




FIG. 5

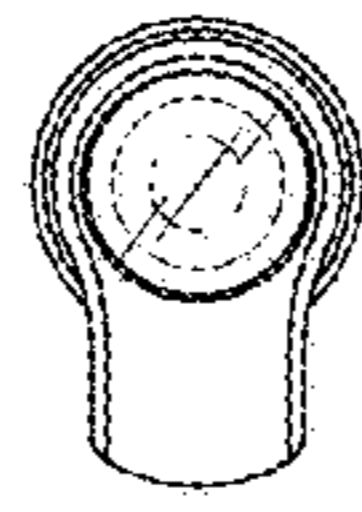


FIG. 6

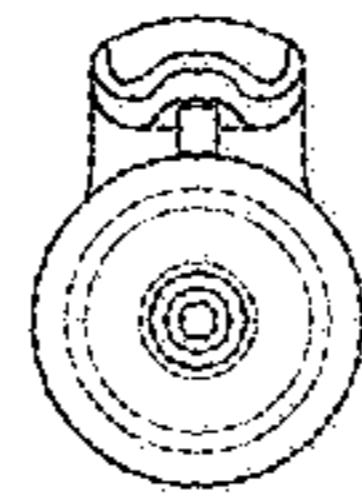


FIG. 7