



US00D847261S

(12) **United States Design Patent** (10) **Patent No.:** **US D847,261 S**
Gatti (45) **Date of Patent:** **** *Apr. 30, 2019**

(54) **PEN**
(71) Applicant: **Marco Gatti**, Bardonecchia (IT)
(72) Inventor: **Marco Gatti**, Bardonecchia (IT)
(*) Notice: This patent is subject to a terminal disclaimer.
(**) Term: **15 Years**
(21) Appl. No.: **29/553,857**
(22) Filed: **Feb. 5, 2016**
(30) **Foreign Application Priority Data**
Jul. 29, 2015 (EM) 002745539-0001
(51) **LOC (11) Cl.** **19-06**
(52) **U.S. Cl.**
USPC **D19/164; D19/904**
(58) **Field of Classification Search**
USPC D14/411; D19/115-204
CPC ... B43K 5/00; B43K 7/00; B43K 7/12; B43K 8/04; B43K 8/06; B43K 19/00; B43K 19/02; B43K 19/14; B43K 24/08
See application file for complete search history.

(56) **References Cited**
U.S. PATENT DOCUMENTS
1,356,195 A * 10/1920 Dickers B43K 25/022
24/11 CC
D76,298 S * 9/1928 Grabelsky D10/31
D81,248 S * 5/1930 Larsen D19/164
D84,249 S * 5/1931 Larsen 24/11 F
D84,943 S * 8/1931 Larsen D19/164
D92,905 S * 7/1934 Hauton D19/170
D98,560 S * 2/1936 Winter D19/164
2,123,427 A * 7/1938 Kingman B43K 5/145
401/151

2,147,561 A * 2/1939 Sherlock B43L 19/02
30/169
D138,032 S * 6/1944 Severy D19/164
D138,346 S * 7/1944 Kahn D19/168
D159,337 S * 7/1950 Hagel D19/164
D254,912 S * 5/1980 Ito D19/164
4,285,101 A * 8/1981 Hanna A45F 5/02
24/11 C
D323,529 S * 1/1992 Rousseau D19/168
D330,217 S * 10/1992 Booker D19/168
D366,902 S * 2/1996 Takahashi D19/168
D372,048 S * 7/1996 Hollington D19/168
D409,241 S * 5/1999 Melnick D19/164
D410,029 S * 5/1999 Melnick D19/168
D411,237 S * 6/1999 Izushima D19/164
D422,024 S * 3/2000 Andrews D19/168
D425,119 S * 5/2000 Andrews D19/168
D494,217 S * 8/2004 Tien D19/170
D504,152 S * 4/2005 Collin D19/168
D547,375 S * 7/2007 Gerules D19/168
D584,409 S * 1/2009 Miller D24/130
D587,312 S * 2/2009 Cetera D19/196
D611,539 S * 3/2010 Zhang D19/169
D628,628 S * 12/2010 Hung D19/117
D628,646 S * 12/2010 Zhano D19/164

(Continued)

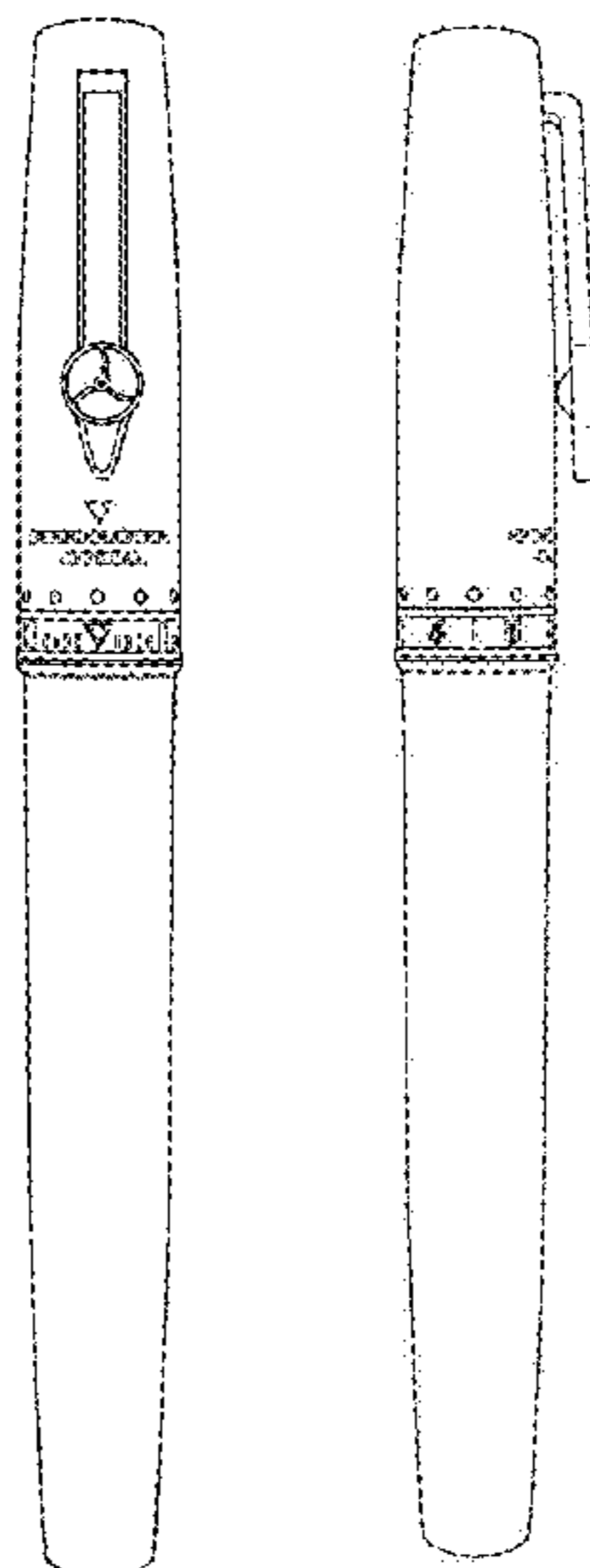
Primary Examiner — Elizabeth Albert
(74) *Attorney, Agent, or Firm* — Jeffrey Furr, Esq.; Furr Law Firm

(57) **CLAIM**
The ornamental design for a pen, as shown.

DESCRIPTION

FIG. 1 is a front view of the pen showing my new design thereof;
FIG. 2 is a top view thereof;
FIG. 3 is a bottom view thereof;
FIG. 4 is a right view thereof;
FIG. 5 is a left view thereof; and,
FIG. 6 is a back view thereof.

1 Claim, 6 Drawing Sheets



(56)

References Cited

U.S. PATENT DOCUMENTS

D641,782 S *	7/2011	Lira-Nunez	D19/164
D645,083 S *	9/2011	Stukenkemper	D19/168
D650,857 S *	12/2011	Lira-Nunez	D19/168
D662,986 S *	7/2012	Liu	D19/169
D679,322 S *	4/2013	Martin	D19/168
D682,353 S *	5/2013	Kermoal	D19/164
D682,934 S *	5/2013	Kermoal	D19/164
8,579,115 B2 *	11/2013	Murphy	A61L 2/26 206/363
D699,290 S *	2/2014	Jiang	D19/164
D728,689 S *	5/2015	Ikeda	D19/168

* cited by examiner




Fig. 1

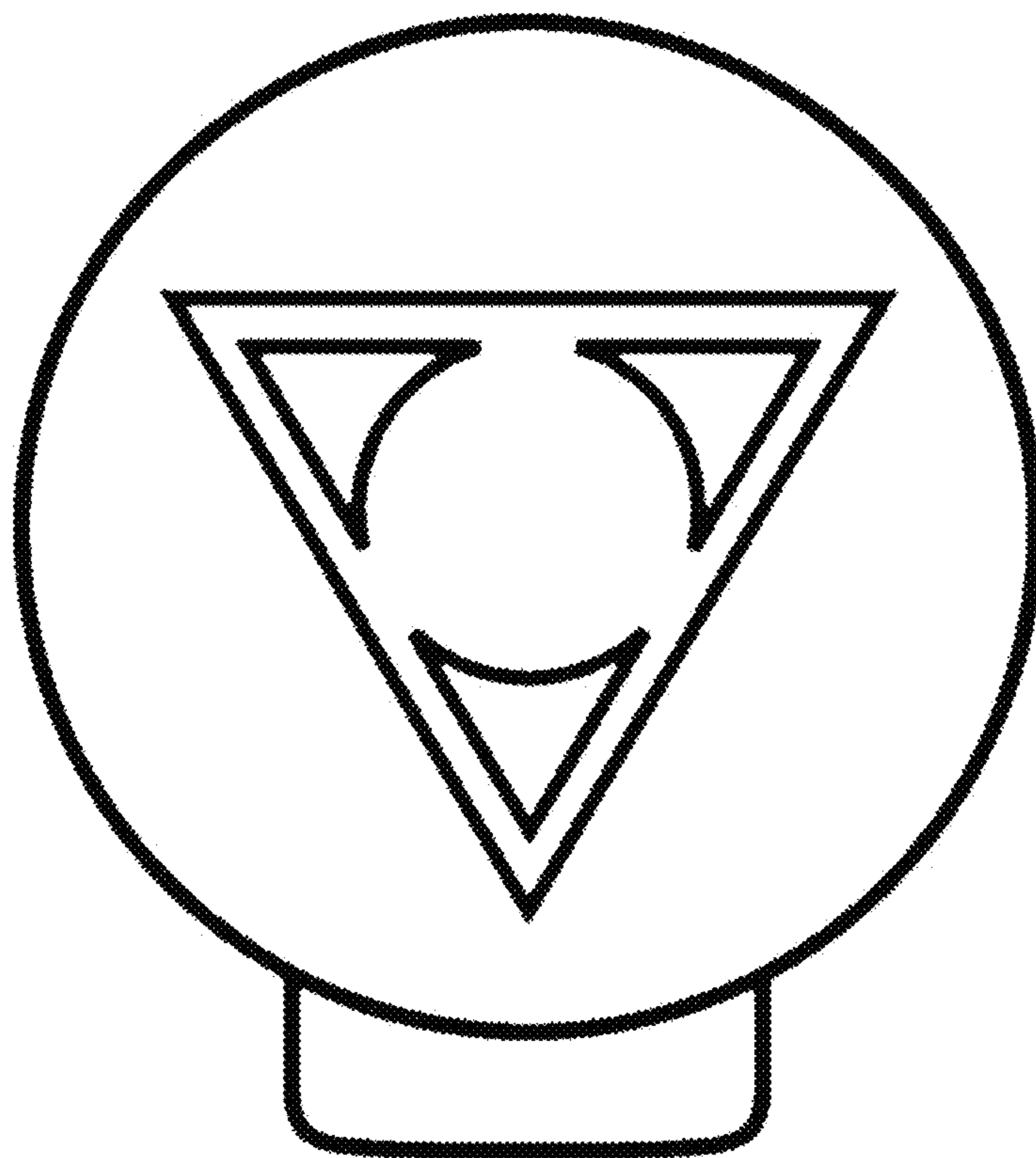


Fig. 2




Fig. 3




Fig. 4




Fig. 5




Fig. 6