



US00D847252S

(12) **United States Design Patent**
Stringham

(10) **Patent No.:** **US D847,252 S**
(45) **Date of Patent:** **** Apr. 30, 2019**

(54) **HOOK FOR MUSICAL INSTRUMENT STRAP**

D792,504 S * 7/2017 Paterson D17/20
D804,202 S * 12/2017 Proctor D6/349
D805,295 S * 12/2017 Paterson D3/215

(71) Applicant: **D'Addario & Company, Inc.**,
Farmingdale, NY (US)

(72) Inventor: **Zachary Stringham**, New York, NY
(US)

(73) Assignee: **D'Addario & Company, Inc.**,
Farmingdale, NY (US)

(**) Term: **15 Years**

(21) Appl. No.: **29/622,735**

(22) Filed: **Oct. 19, 2017**

(51) **LOC (11) Cl.** **17-30**

(52) **U.S. Cl.**
USPC **D17/20; D8/356**

(58) **Field of Classification Search**
USPC D17/14, 15, 17, 18, 19, 20, 99, 3, 4;
D21/405, 483; D2/624, 625, 626, 639,
D2/640; D3/327, 218; D16/243, 242;
D24/190; D29/101.1, 101.2, 101.3,
D29/101.5, 101.4; D11/218, 216;
D8/356

CPC .. G10D 1/00; G10D 1/02; G10D 1/06; G10D
1/08; G10D 3/143; G10D 7/00; G10D
7/08; G10D 7/06; A44B 11/00; A44B
11/02; A44B 11/06; A44B 11/18

See application file for complete search history.

(56) **References Cited**

U.S. PATENT DOCUMENTS

D280,973 S * 10/1985 Ferrell D8/395
D355,768 S * 2/1995 Cook D11/215
D626,170 S * 10/2010 McNeely D17/20
D739,223 S * 9/2015 Paik D8/396
D742,511 S * 11/2015 Mott D24/134
D770,887 S * 11/2016 Sudol D8/395

OTHER PUBLICATIONS

Amazon, Moozikpro Ukulele Strap, posted Nov. 12, 2016, [online,
[site visited Aug. 28, 2018]. Available from Internet, <URL: https://www.amazon.co.uk/Moozikpro-Ukulele-Strap-Button-Free-Available/dp/B015QC8MDI/ref=sr_1_7?ie=UTF8&qid=1535494854&sr=8-7&keywords=ukulele+strap> (Year: 2016).*

* cited by examiner

Primary Examiner — Sheryl Lane

Assistant Examiner — Samantha N Wood

(74) *Attorney, Agent, or Firm* — Alix, Yale & Ristas,
LLP

(57) **CLAIM**

The ornamental design for a hook for musical instrument
strap, as shown and described.

DESCRIPTION

FIG. 1 is a front perspective view of the hook for musical
instrument strap;
FIG. 2 is a front elevation view thereof;
FIG. 3 is a rear elevation view thereof;
FIG. 4 is a side elevation view thereof;
FIG. 5 is a side elevation view thereof from the opposite side
of FIG. 4;
FIG. 6 is a top elevation view thereof;
FIG. 7 is a bottom elevation view thereof; and,
FIG. 8 is a front elevation view thereof in use.
The broken lines in FIGS. 1-8 represent the portions of the
hook for musical instrument strap which form no part of the
claimed design.

1 Claim, 6 Drawing Sheets






FIG. 1




FIG. 2



FIG. 3

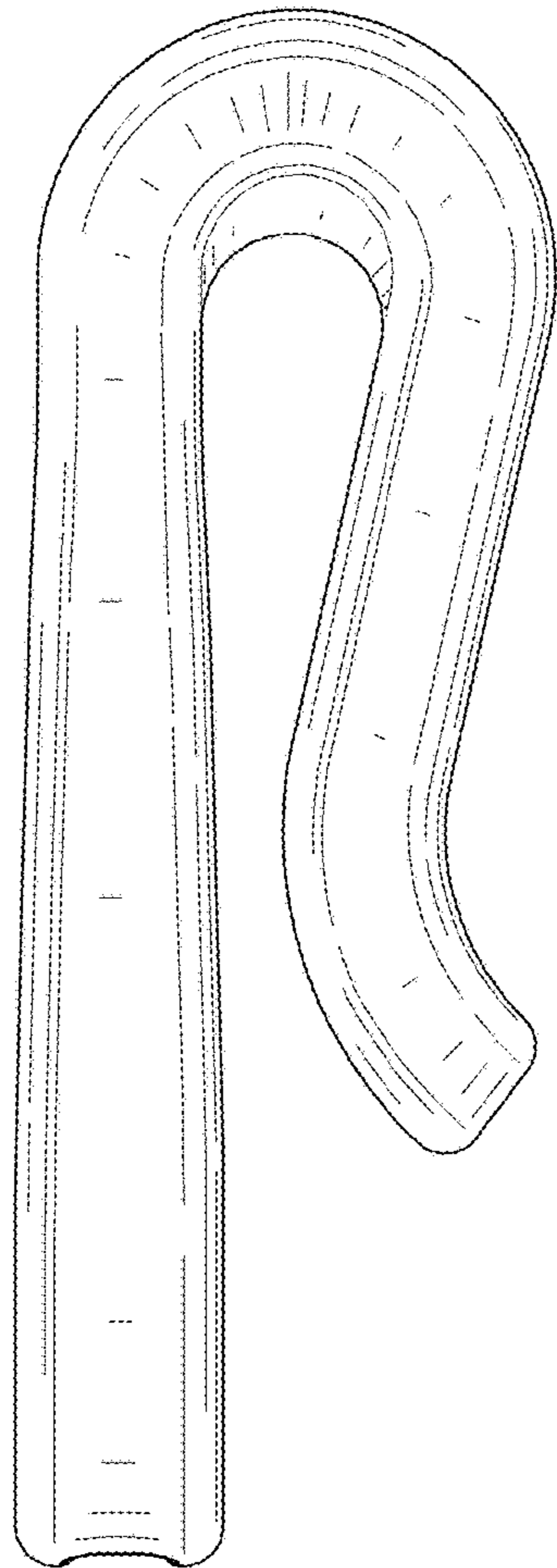


FIG. 4

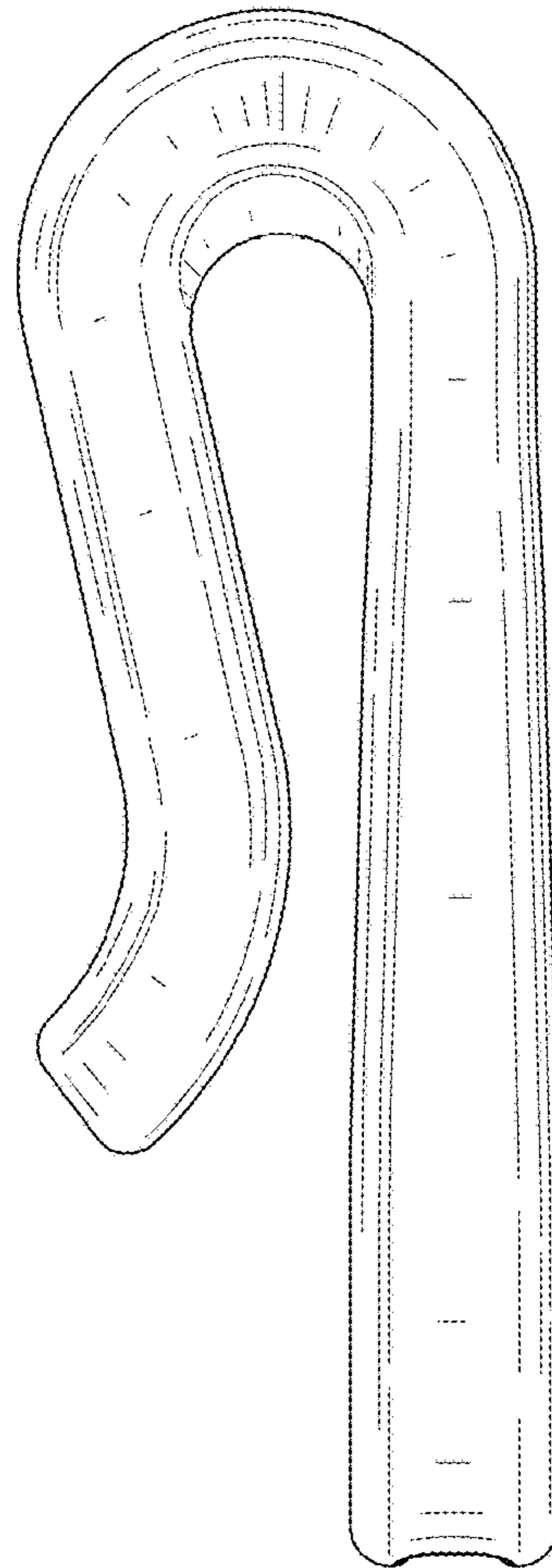


FIG. 5




FIG. 6




FIG. 7

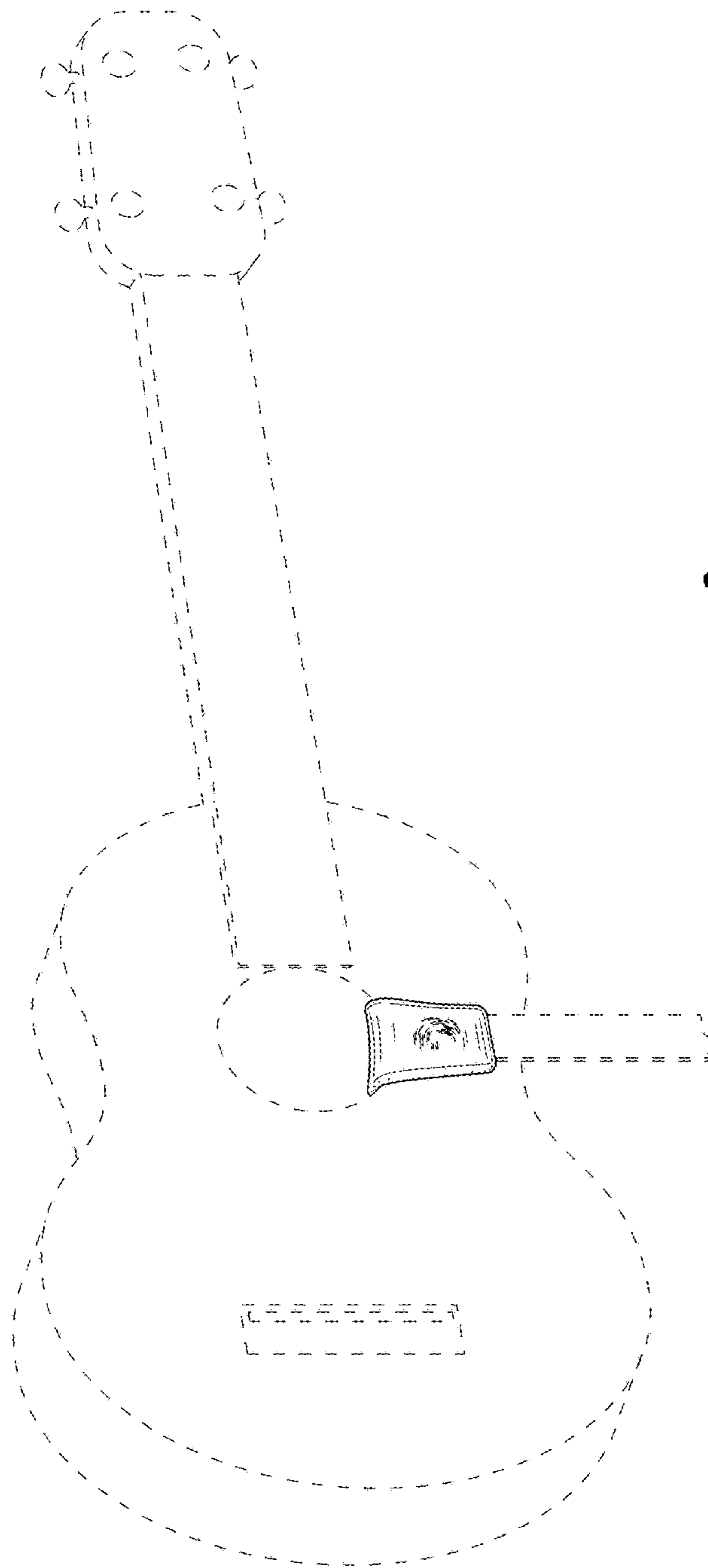


FIG. 8