



US00D847244S

(12) **United States Design Patent**
Kawaguchi et al.

(10) **Patent No.:** **US D847,244 S**
(45) **Date of Patent:** **** Apr. 30, 2019**

- (54) **MANIPULATOR FOR ROBOT**
- (71) Applicant: **MITSUBISHI ELECTRIC CORPORATION**, Tokyo (JP)
- (72) Inventors: **Noboru Kawaguchi**, Tokyo (JP); **Hidetaka Yamauchi**, Tokyo (JP); **Tomoya Hattori**, Tokyo (JP); **Koji Hirose**, Tokyo (JP)
- (73) Assignee: **Mitsubishi Electric Corporation**, Tokyo (JP)
- (**) Term: **15 Years**
- (21) Appl. No.: **29/633,275**
- (22) Filed: **Jan. 12, 2018**
- (30) **Foreign Application Priority Data**
Jul. 18, 2017 (JP) 2017-015413
- (51) **LOC (11) Cl.** **15-99**
- (52) **U.S. Cl.**
USPC **D15/199**
- (58) **Field of Classification Search**
USPC D15/199; D21/369, 578-583, 621, 622
CPC B25J 15/10; B25J 15/086; B25J 15/0009;
Y10S 901/38; Y10S 901/39
See application file for complete search history.

- (56) **References Cited**
U.S. PATENT DOCUMENTS
5,447,403 A * 9/1995 Engler, Jr. B25J 15/0009
294/111
8,936,289 B1 * 1/2015 Kozlowski B25J 15/0009
294/106
9,814,604 B2 * 11/2017 Jury A61F 2/583
D812,122 S * 3/2018 Clerc D15/199
2004/0054424 A1 * 3/2004 Matsuda B25J 9/104
623/64

- 2006/0158146 A1 * 7/2006 Tadano B25J 15/0004
318/568.21
- 2007/0236162 A1 * 10/2007 Kawabuchi B25J 9/102
318/568.16
- 2008/0127768 A1 * 6/2008 Shirai B25J 15/0009
74/490.05
- 2009/0015026 A1 * 1/2009 Matsuda B25J 15/0009
294/106
- 2009/0114054 A1 * 5/2009 Horiuchi B25J 9/102
74/490.05

(Continued)

Primary Examiner — Patricia A Palasik
(74) *Attorney, Agent, or Firm* — Stuebaker & Brackett PC

(57) **CLAIM**

The ornamental design for a manipulator for robot, as shown and described.

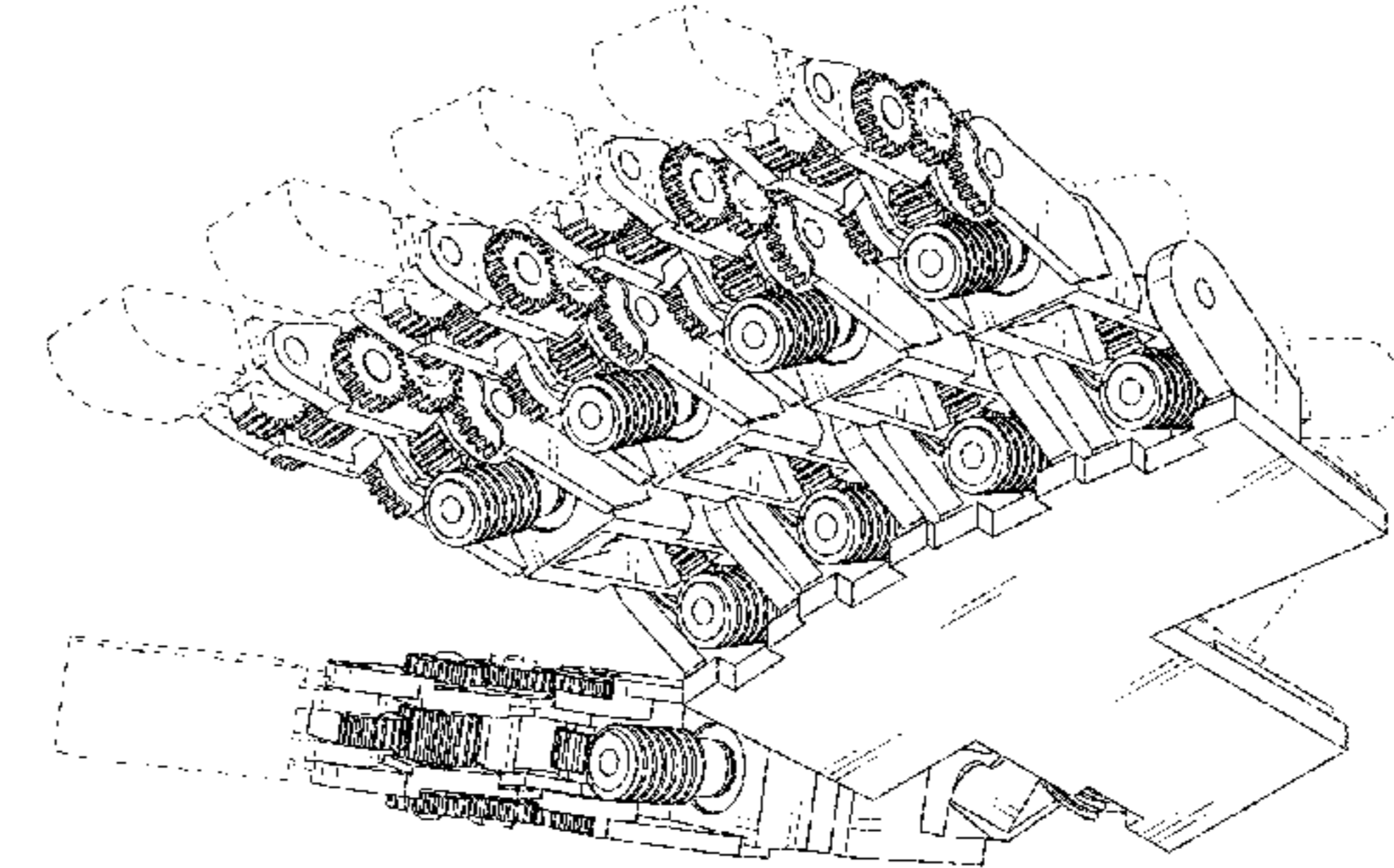
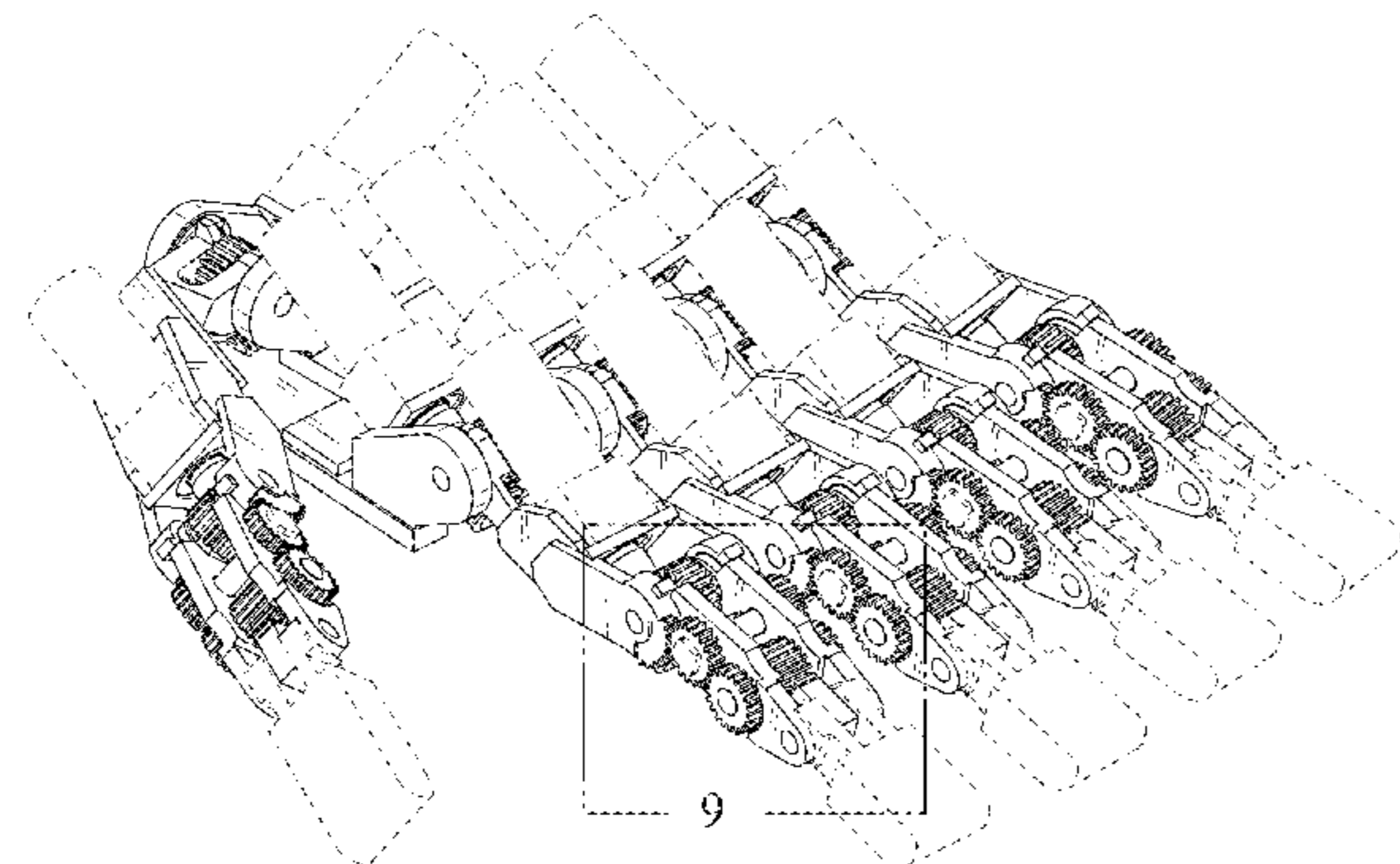
DESCRIPTION

FIG. 1 is a front perspective view of the front, right, and top sides of a manipulator for robot showing our new design; FIG. 2 is a rear perspective view of the rear, right, and bottom sides thereof; FIG. 3 is a front view thereof; FIG. 4 is a rear view thereof; FIG. 5 is a left side view thereof; FIG. 6 is a right side view thereof; FIG. 7 is a top plan view thereof; FIG. 8 is a bottom plan view thereof; FIG. 9 is an enlarged view of FIG. 1; and, FIG. 10 is a perspective view showing a state where a hinge angle is changed.

The broken lines shown represent unclaimed subject matter of the manipulator for robot or environments and form no part of the claimed design.

The dash-dot-dot lines represent the locations and borders of an enlarged view showing details and form no part of the claimed design.

1 Claim, 8 Drawing Sheets



(56)

References Cited

U.S. PATENT DOCUMENTS

2010/0005918	A1*	1/2010	Mizuno	B25J 9/102	74/490.03	2014/0107805	A1*	4/2014	Varley	A61F 2/586	623/24
2010/0116079	A1*	5/2010	Ihrke	B25J 9/1075	74/490.05	2014/0132018	A1*	5/2014	Claffee	B25J 9/0015	294/192
2010/0176615	A1*	7/2010	Okuda	A61F 2/583	294/106	2014/0159407	A1*	6/2014	Neff	B25J 15/0206	294/213
2010/0259057	A1*	10/2010	Madhani	B25J 9/1045	294/106	2014/0197652	A1*	7/2014	Wang	B25J 15/0009	294/185
2011/0040408	A1*	2/2011	De La Rosa Tames	B25J 9/1045	700/258	2014/0232124	A1*	8/2014	Dan	B25J 15/0009	294/198
2011/0257765	A1*	10/2011	Evans	A61F 2/54	623/24	2015/0216679	A1*	8/2015	Lipsey	A61F 2/582	623/24
2012/0068486	A1*	3/2012	Kim	B25J 15/0009	294/213	2015/0230941	A1*	8/2015	Jury	A61F 2/583	623/64
2012/0205932	A1*	8/2012	Nammoto	B25J 15/10	294/213	2015/0257903	A1*	9/2015	Perry	A61F 2/70	623/24
2014/0007730	A1*	1/2014	DeLouis	B25J 15/0009	74/490.03	2016/0008146	A1*	1/2016	Nagatsuka	B25J 15/0009	623/64
2014/0103673	A1*	4/2014	Nammoto	B25J 13/082	294/106	2016/0263748	A1*	9/2016	Nagatsuka	B25J 15/0009	
							2016/0278872	A1*	9/2016	Gombert	B25J 15/028	
							2017/0151679	A1*	6/2017	Wong	B25J 15/10	
							2018/0140441	A1*	5/2018	Poirters	A61F 2/54	
							2018/0272541	A1*	9/2018	Salisbury	B25J 13/085	
							2018/0311827	A1*	11/2018	Bicchi	B25J 15/0009	

* cited by examiner

Fig. 1

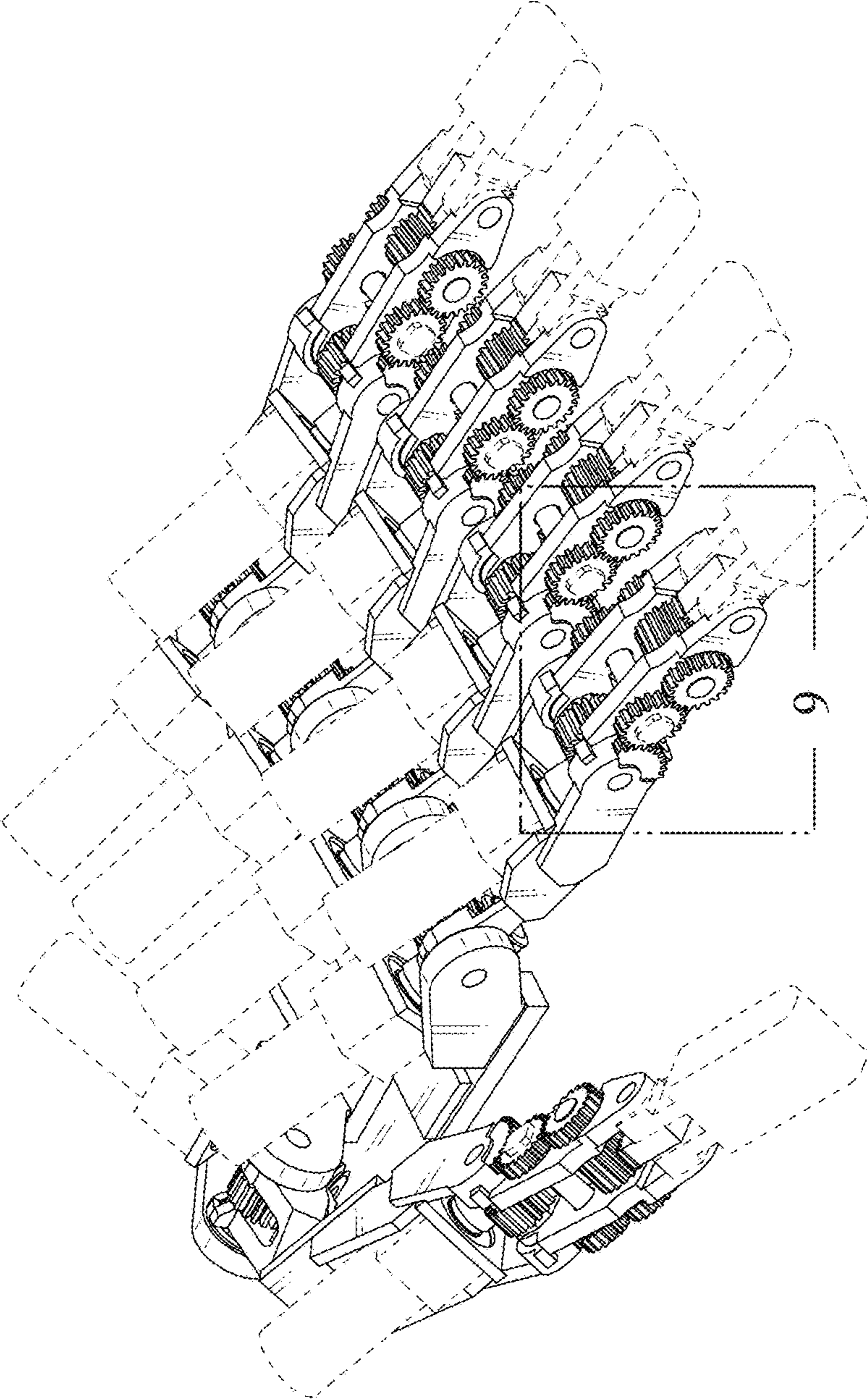


Fig. 2

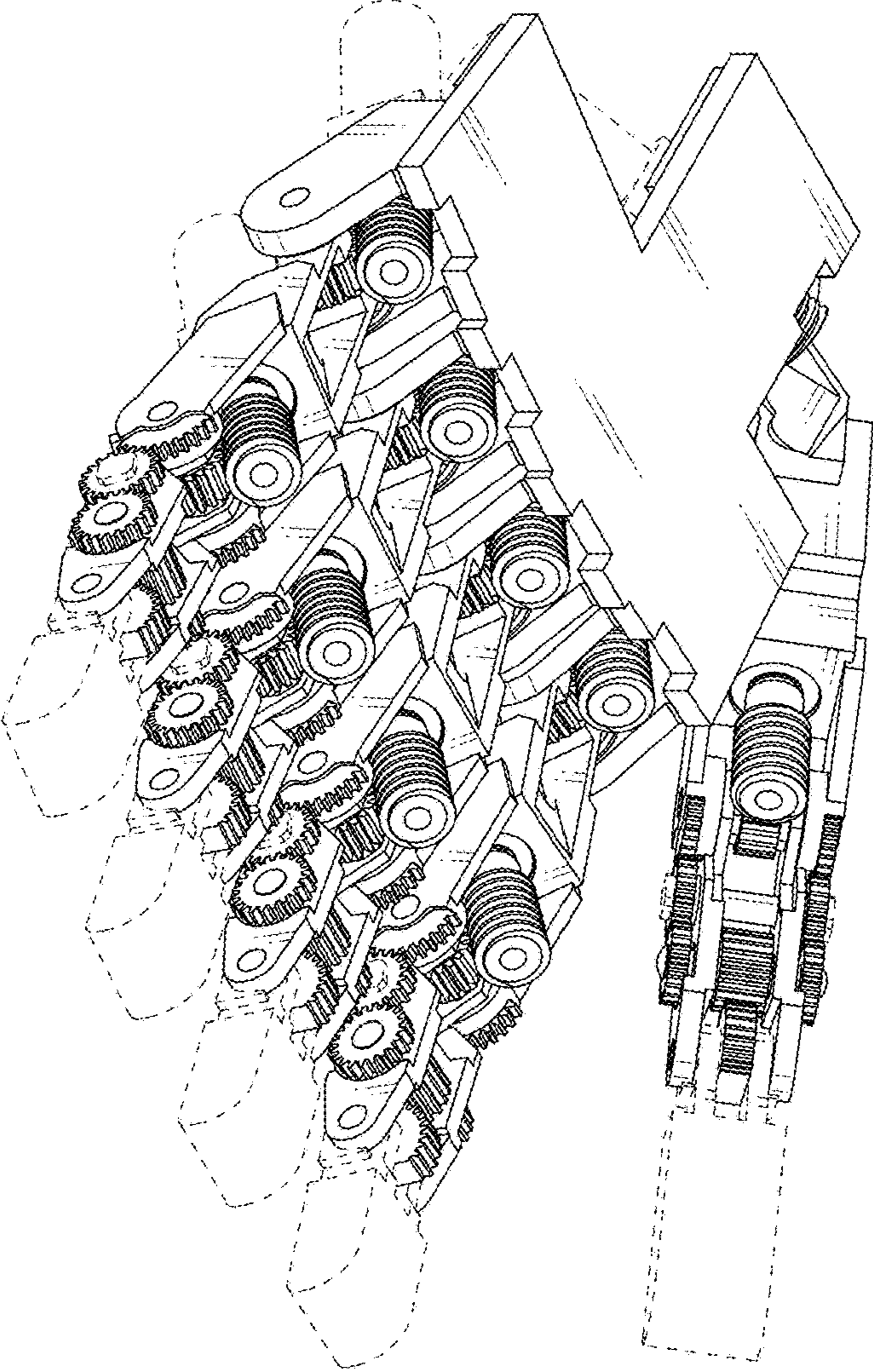


Fig. 3

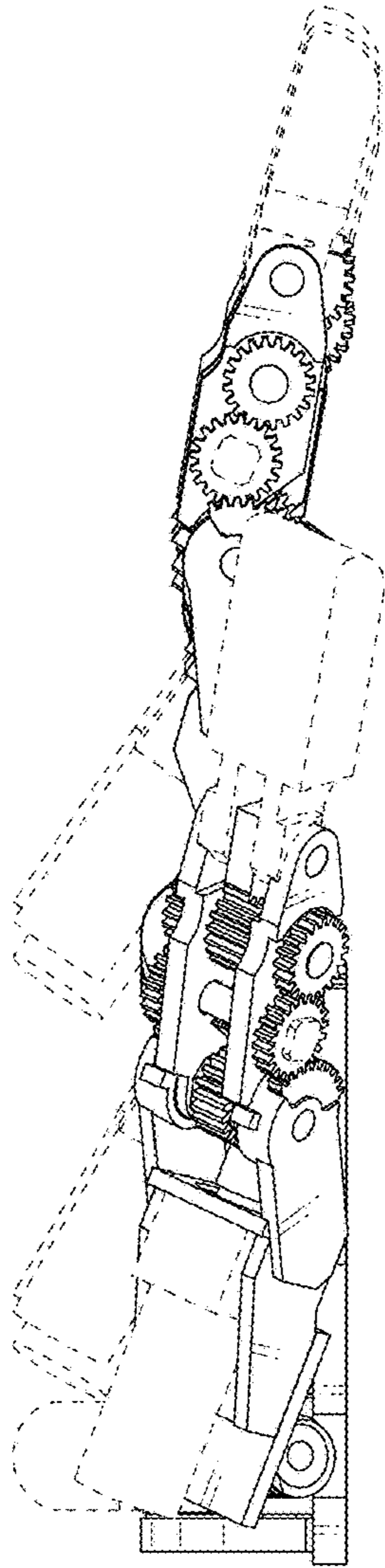


Fig. 4

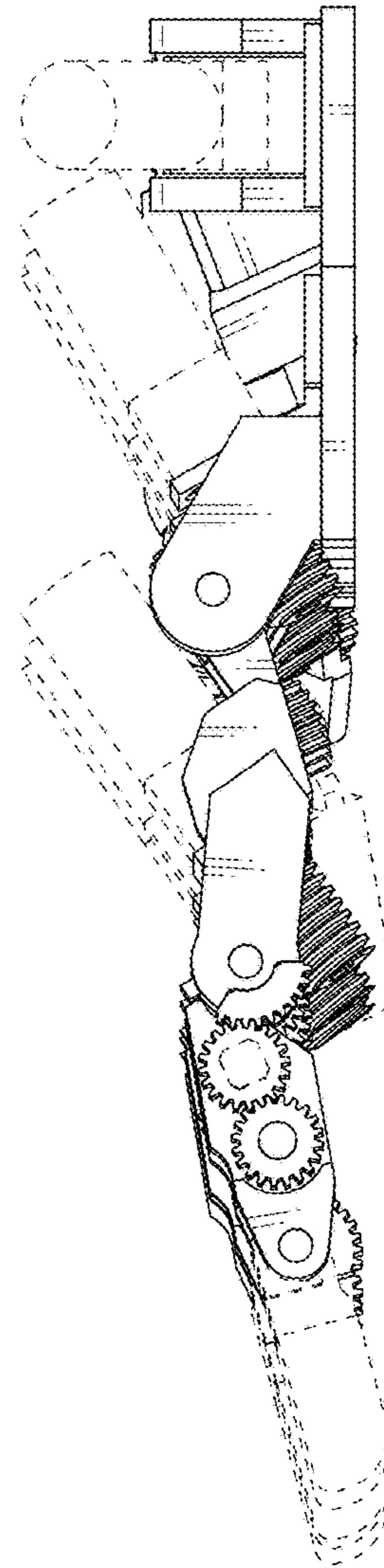


Fig. 5

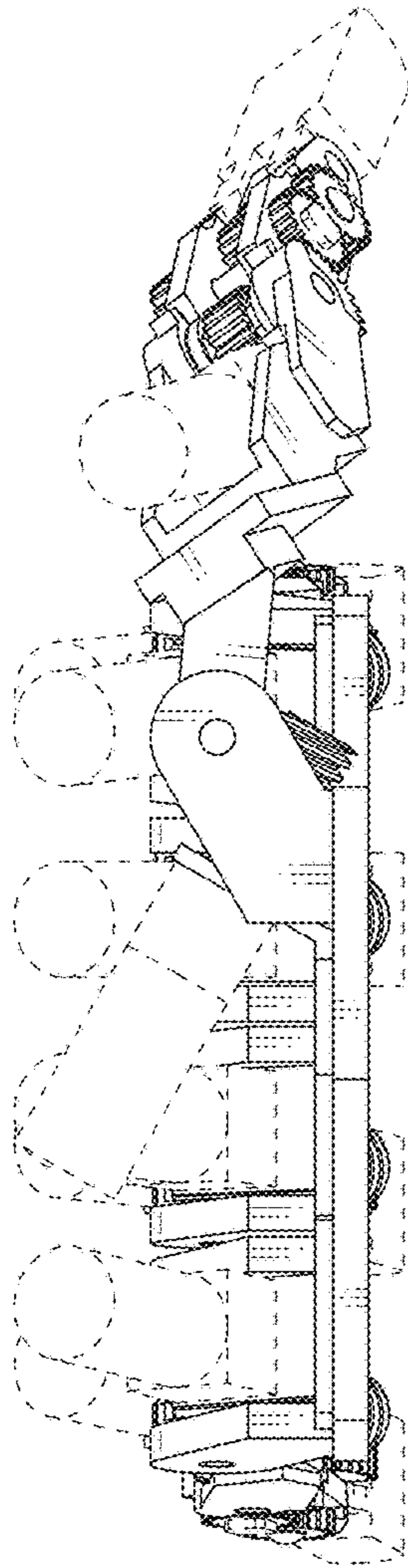


Fig. 6

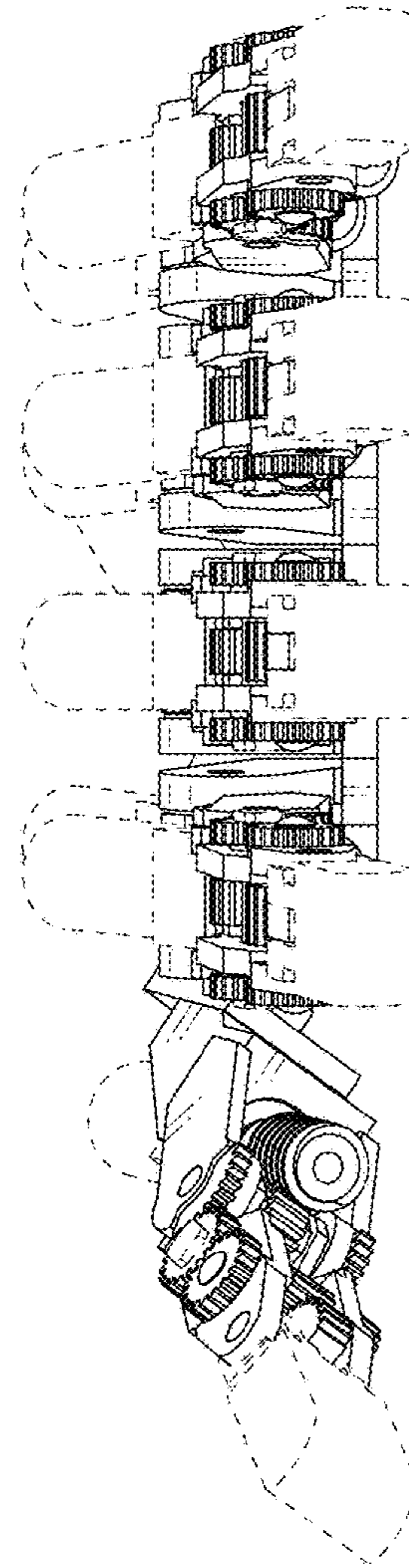


Fig. 7

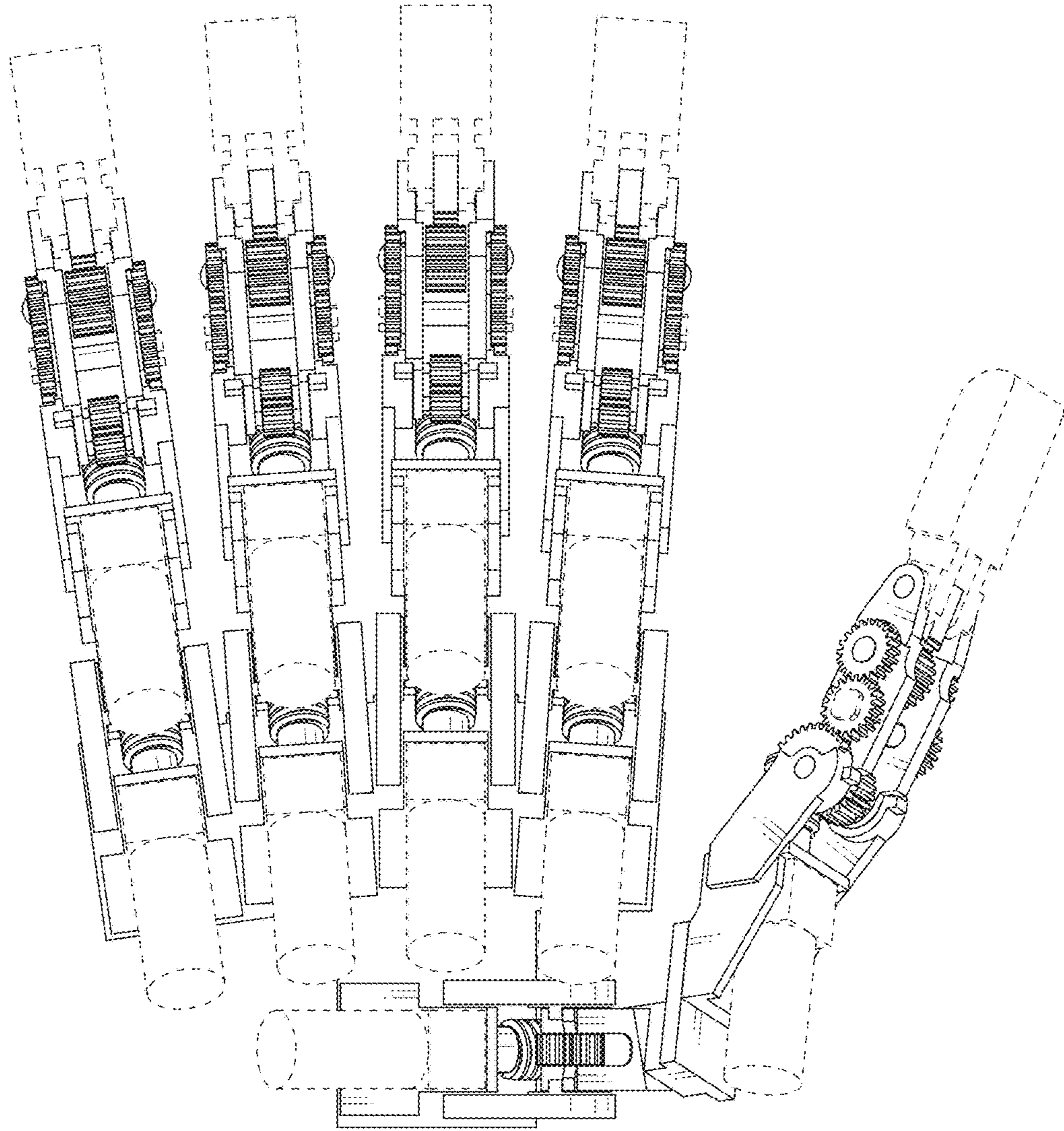


Fig. 8

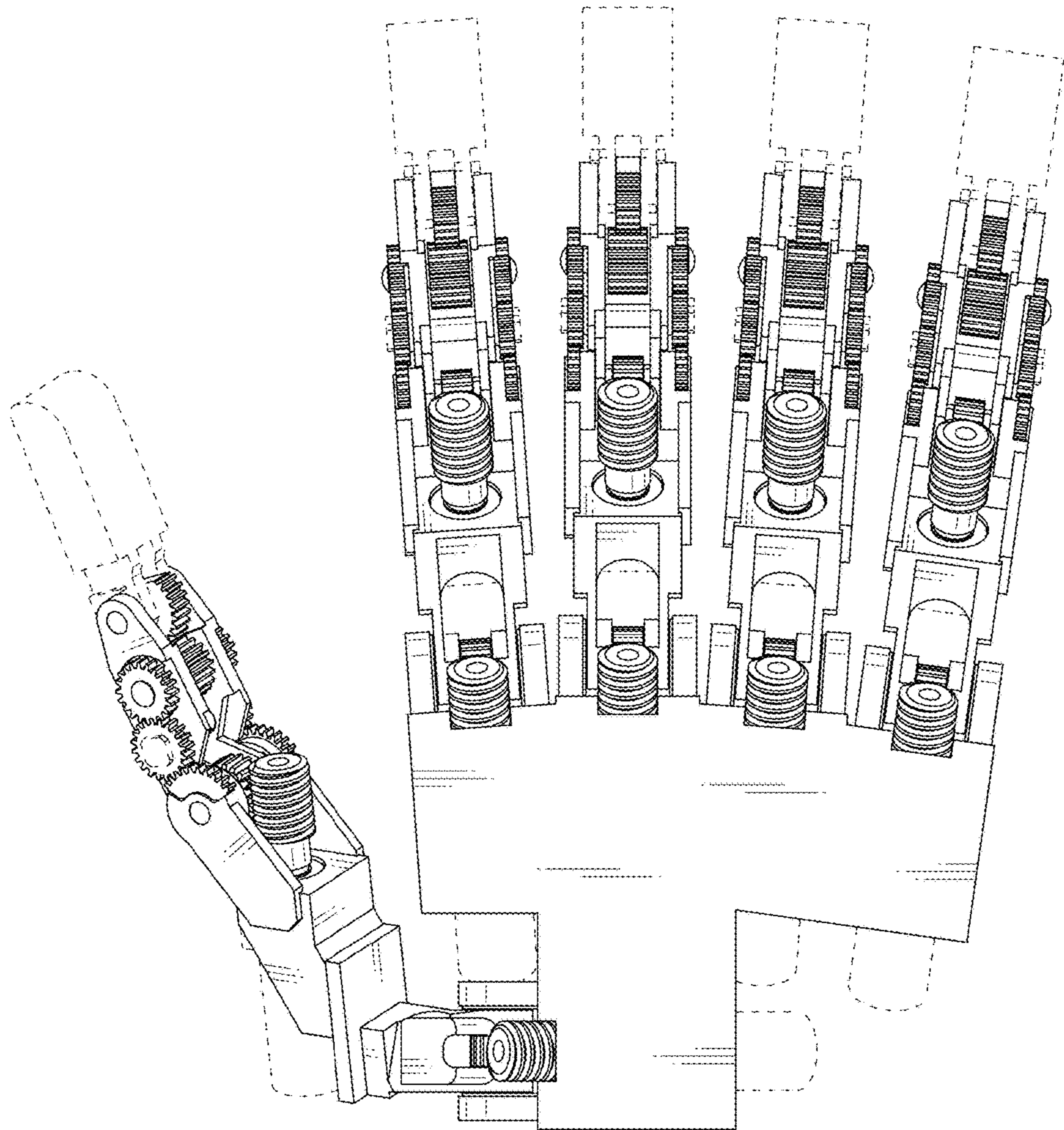


Fig. 9

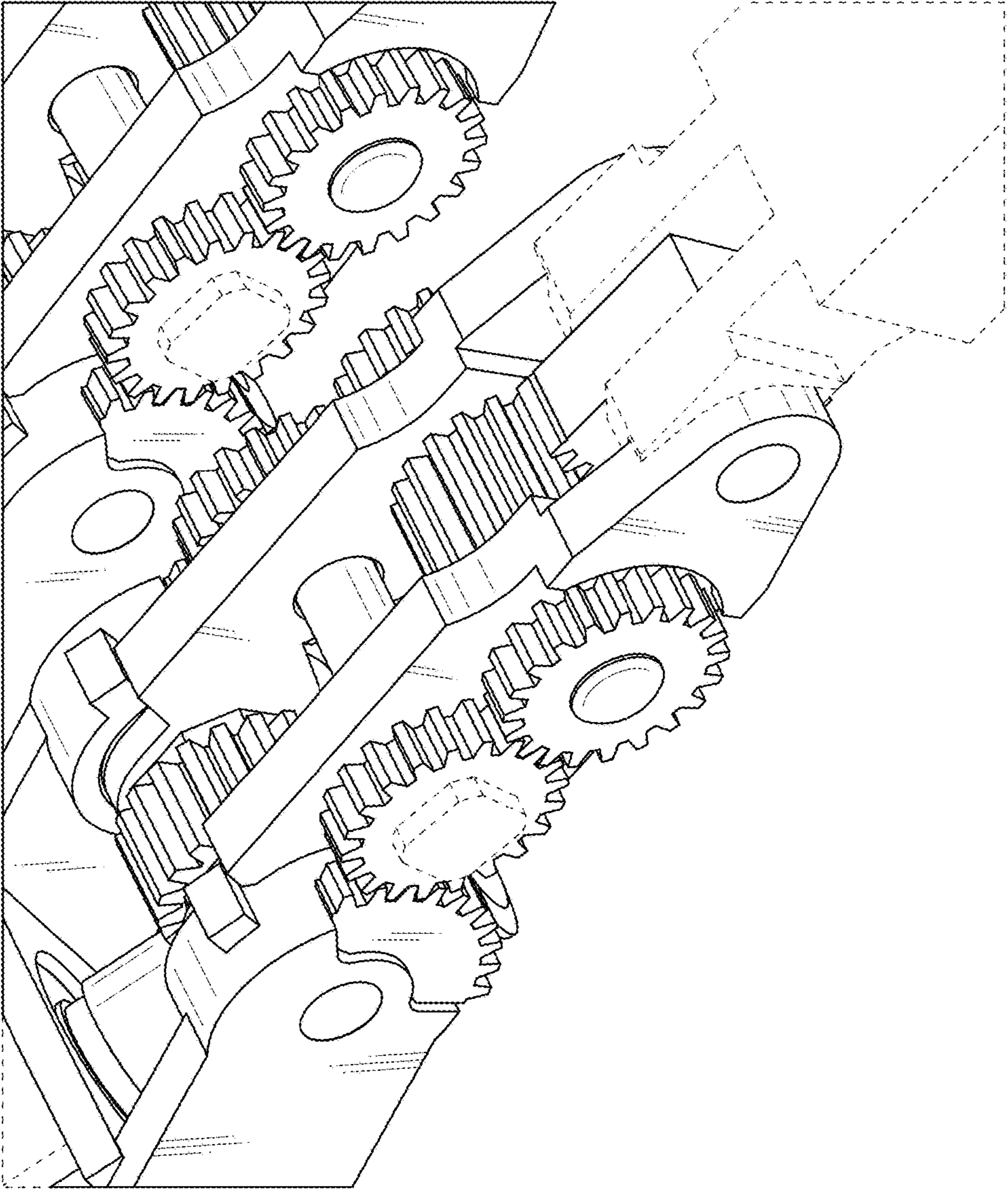


Fig. 10

