



US00D847227S

(12) **United States Design Patent** (10) **Patent No.:** **US D847,227 S**
Myska (45) **Date of Patent:** **** Apr. 30, 2019**

- (54) **CARD MAKING STAMP TOOL** 2,130,188 A 9/1938 Kauffman et al.
- (71) Applicant: **My Sweet Petunia, Inc.**, Sherrard, IL (US) 2,467,242 A 4/1949 Swartz
- (72) Inventor: **Iliana Myska**, Sherrard, IL (US) D222,400 S * 10/1971 Barnes D19/75
- (73) Assignee: **My Sweet Petunia, Inc.**, Sherrard, IL (US) 3,812,781 A 5/1974 Bissonet
- 3,972,284 A 8/1976 Bell
- 4,625,640 A 12/1986 Bungler
- D378,373 S * 3/1997 Morris D15/135
- 5,642,667 A 7/1997 Sastre
- D428,901 S * 8/2000 Taylor, Jr. D15/135
- 6,453,573 B1 9/2002 Arnold

(Continued)

(**) Term: **15 Years**

FOREIGN PATENT DOCUMENTS

(21) Appl. No.: **29/586,590**

JP	58056886	4/1983
JP	63309443	12/1988

(22) Filed: **Dec. 5, 2016**

Related U.S. Application Data

(63) Continuation-in-part of application No. 14/595,480, filed on Jan. 13, 2015, now Pat. No. 9,597,909.

(51) **LOC (11) Cl.** **15-03**

(52) **U.S. Cl.**
USPC **D15/135**

(58) **Field of Classification Search**
USPC D15/135-138; D18/15, 16, 17, 18, 50
CPC ... B41K 1/00; B41K 3/02; B41K 3/04; B41K 3/44; B41K 3/46
See application file for complete search history.

OTHER PUBLICATIONS

L Letterpress, www.youtube.com/watch?v=dwOFmG8xxM8.
VS Fiskars Stamp Press, www.youtube.com/watch?v=yvZMjsvxdZA.

Primary Examiner — Khawaja Anwar
(74) *Attorney, Agent, or Firm* — Scott A. Hill; The Hill Law Firm, PLC

(57) **CLAIM**

The ornamental design for a card making stamp too, as shown and described.

(56) **References Cited**

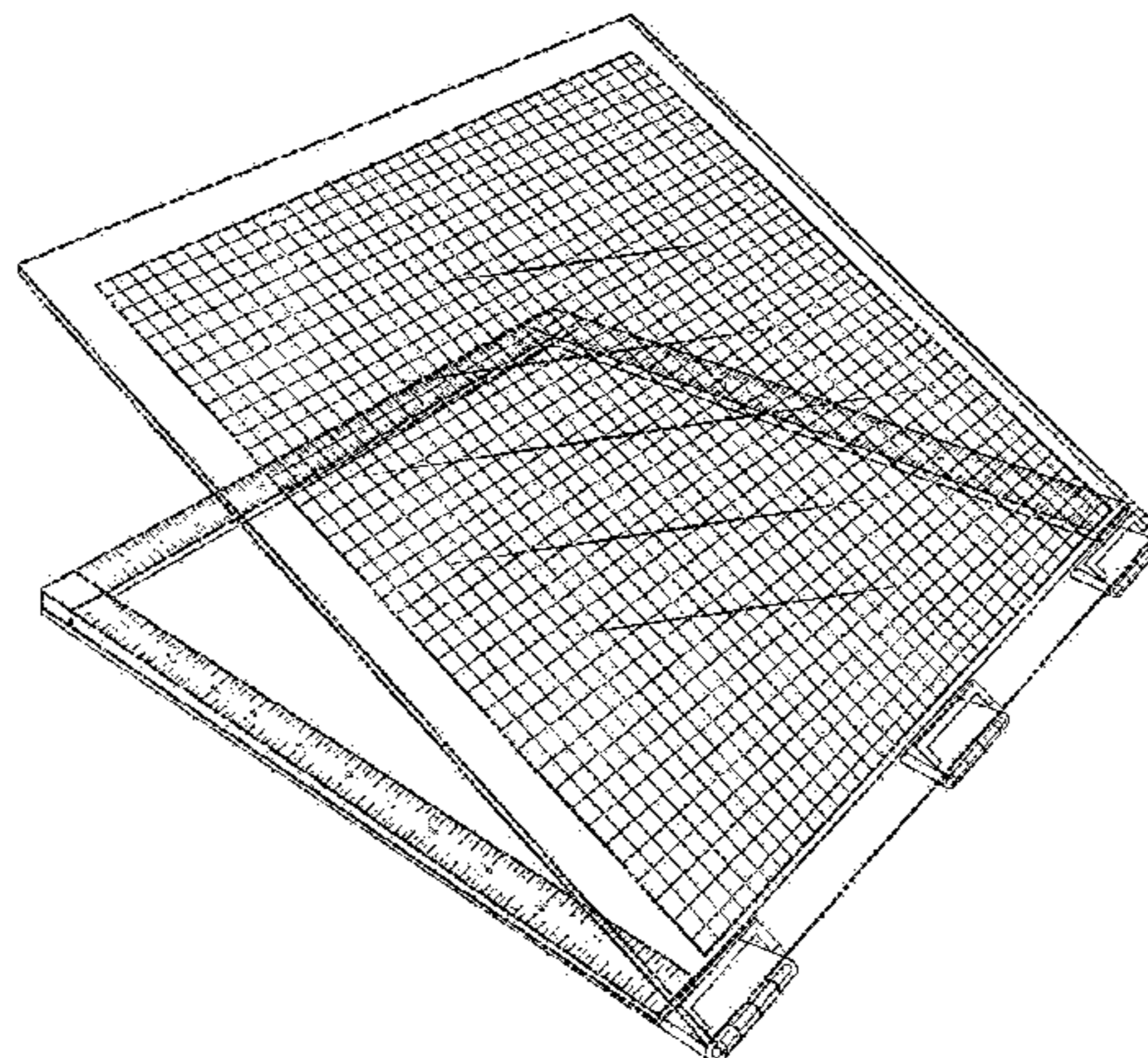
U.S. PATENT DOCUMENTS

84,440 A	11/1868	Reese
1,086,861 A	2/1914	Adams
1,258,118 A	3/1918	Jabs
1,492,688 A	5/1924	Hidalgo
1,926,983 A	9/1933	Lamb
1,949,864 A	3/1934	Helfrich
1,958,628 A	5/1934	Lamb et al.
1,967,473 A	7/1934	Helfrich
1,972,020 A	8/1934	Kline
1,995,403 A	3/1935	Stoelting
2,025,691 A	12/1935	Mintz
2,034,548 A	3/1936	Zidar

DESCRIPTION

FIG. 1 is a perspective view of a craftwork tool showing my new design;
FIG. 2 is another perspective view thereof, but with a cover portion closed;
FIG. 3 is yet another perspective view thereof, but with the cover portion opened;
FIG. 4 is a top plan view thereof, with the cover portion closed, as in FIG. 2; and,
FIG. 5 is a side elevation thereof, from a bottom side of FIG. 4.

1 Claim, 4 Drawing Sheets



(56)

References Cited

U.S. PATENT DOCUMENTS

D615,121 S * 5/2010 Fukasawa D18/17
8,146,494 B2 * 4/2012 Hutchison B26D 7/2614
101/390
8,393,266 B2 3/2013 Ramussen et al.
9,155,129 B2 * 10/2015 Wienand H05B 3/283
9,597,909 B2 * 3/2017 Myska B41K 1/00
9,776,443 B1 * 10/2017 Myska B41K 3/02
D816,763 S * 5/2018 Yasoshima D18/15
D820,350 S * 6/2018 Riegler D18/18
2002/0043161 A1 4/2002 Hutchison
2003/0110653 A1 6/2003 Schafer
2004/0165332 A1 8/2004 Beson
2005/0126407 A1 6/2005 Hixon
2007/0144366 A1 6/2007 Ogino
2007/0186747 A1 8/2007 Angevine
2007/0193049 A1 * 8/2007 Vetromila G01B 3/04
33/436
2008/0202367 A1 * 8/2008 Biolcati Papa B41K 1/006
101/333
2011/0030568 A1 2/2011 Tsai
2013/0025424 A1 1/2013 Block
2013/0206026 A1 8/2013 Konik
2016/0200126 A1 7/2016 Myska

* cited by examiner

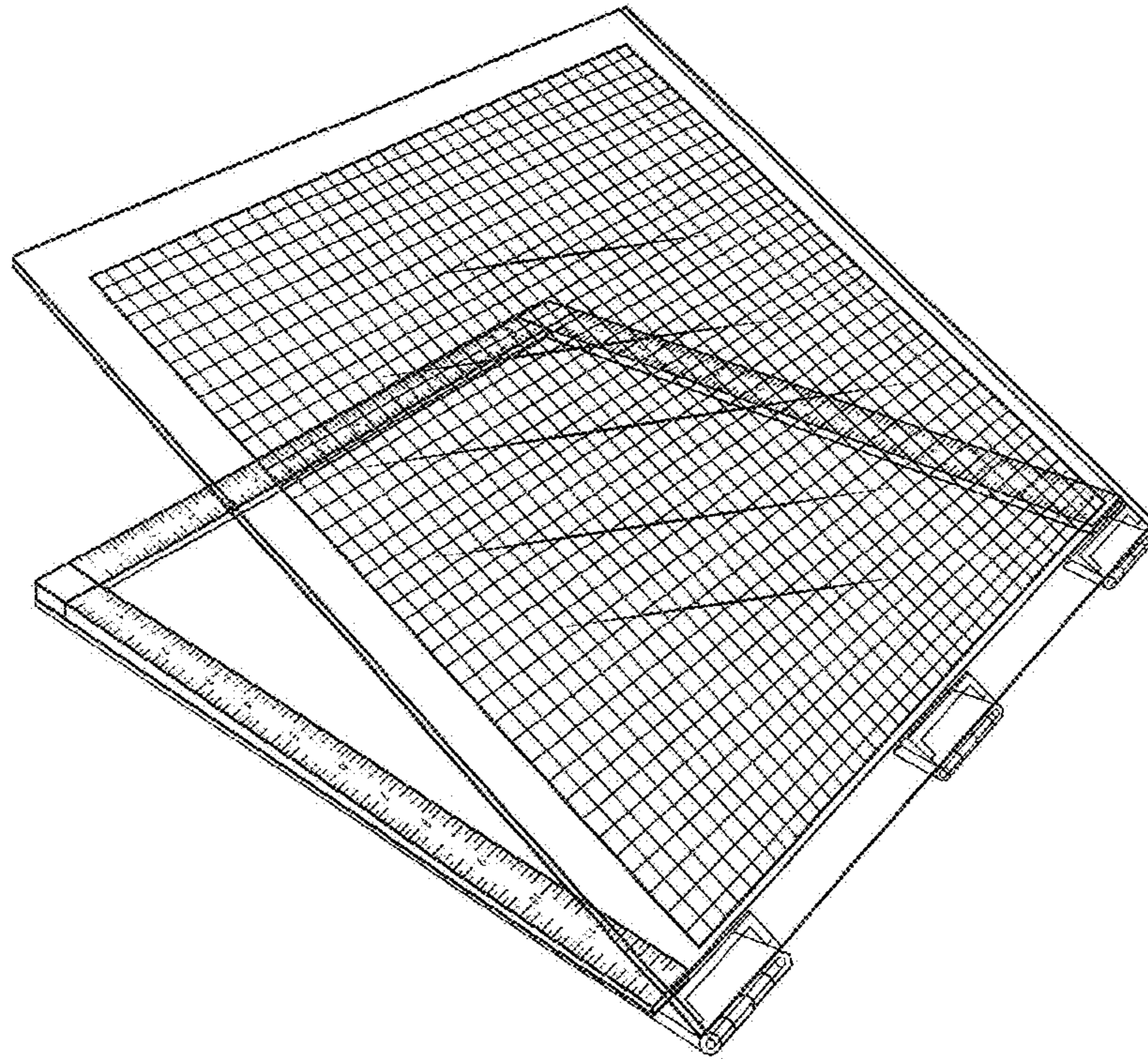


FIG. 1

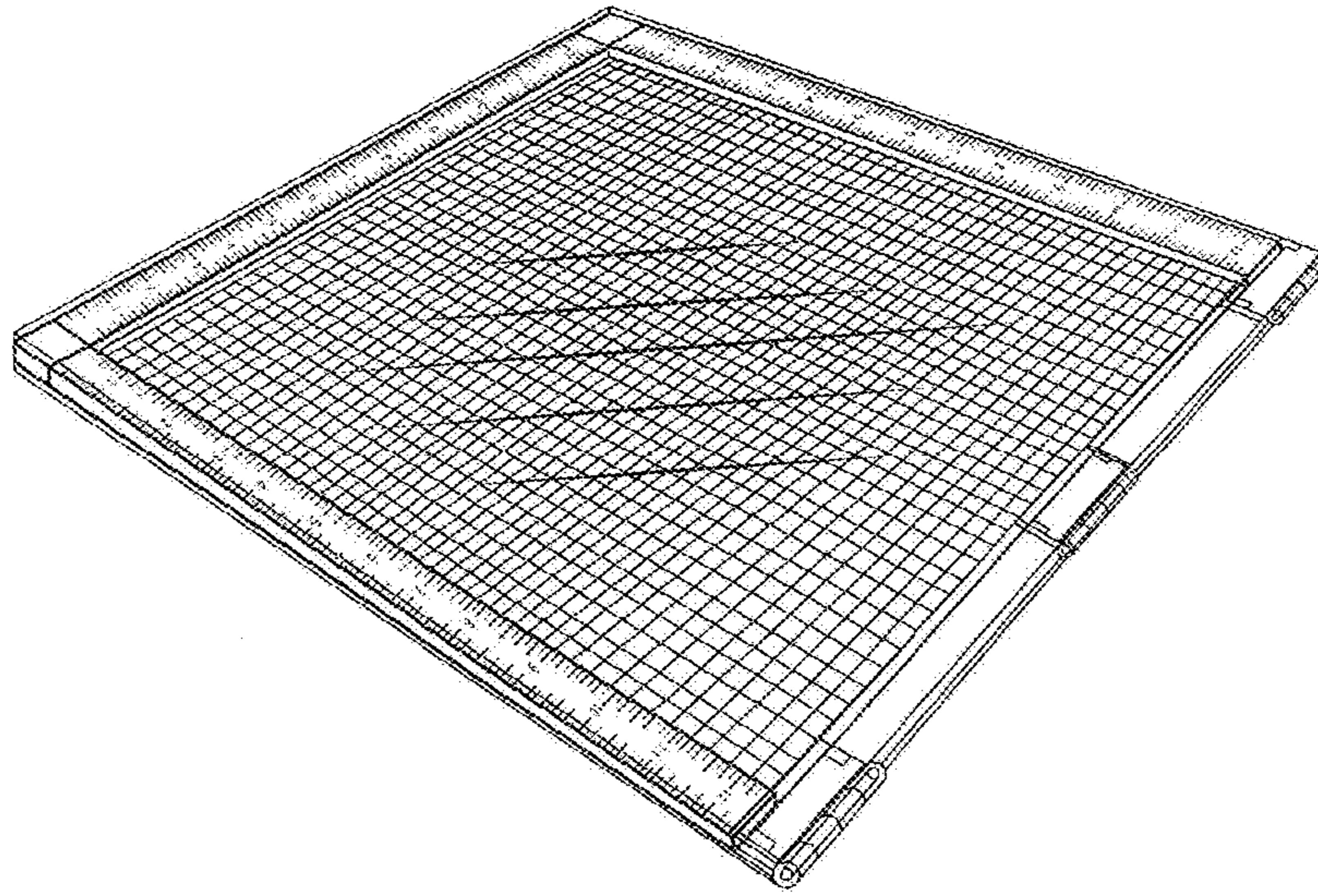


FIG. 2

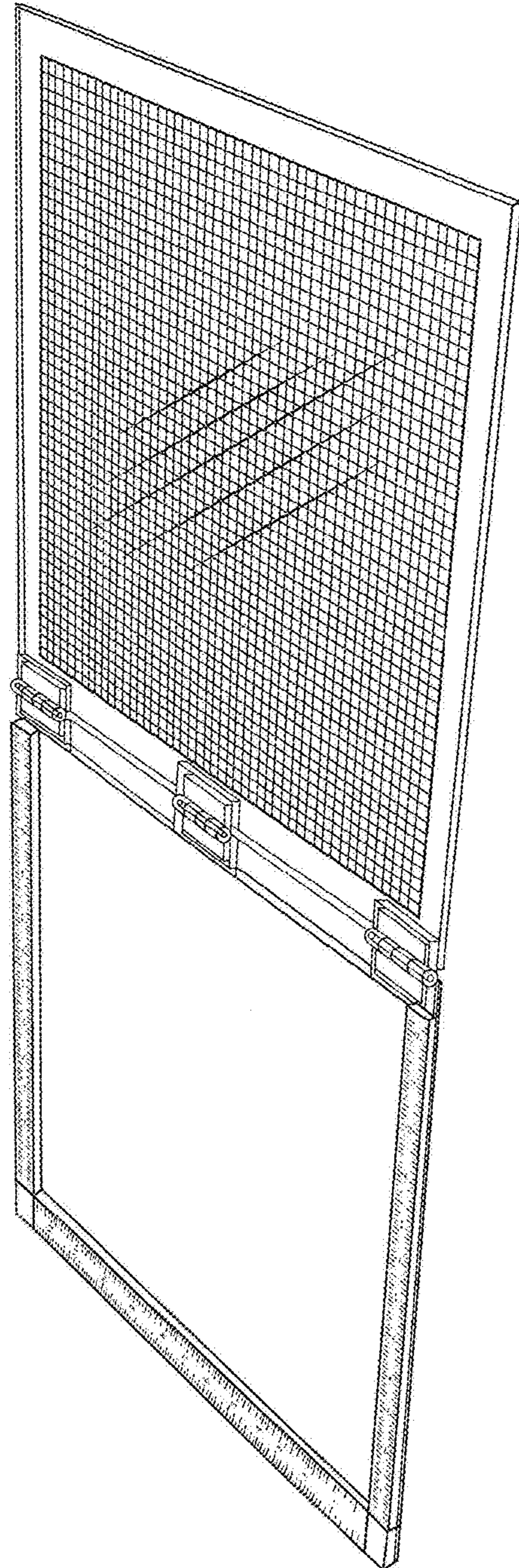


FIG. 3

Fig. 4




Fig. 5

