



US00D847225S

(12) **United States Design Patent** (10) **Patent No.:** **US D847,225 S**
Wang et al. (45) **Date of Patent:** **** Apr. 30, 2019**

(54) **GRINDER BISTRIQUE**
(71) Applicant: **SHANGHAI WELL-SUN PRECISION TOOLS CO., LTD.**,
Shanghai (CN)
(72) Inventors: **Jishun Wang**, Shanghai (CN); **Jing Sun**, Shanghai (CN); **Huaibing Liu**,
Shanghai (CN); **Lei Liu**, Shanghai
(CN); **Caiyun Yang**, Shanghai (CN);
Nianqi Wan, Shanghai (CN); **Yiling
Chen**, Shanghai (CN)
(73) Assignee: **SHANGHAI WELL-SUN
PRECISION TOOLS CO., LTD.**,
Jiading District, Shanghai (CN)
(**) Term: **15 Years**

(21) Appl. No.: **29/630,300**
(22) Filed: **Dec. 20, 2017**

(30) **Foreign Application Priority Data**

Oct. 25, 2017 (CN) 2017 3 0511122
(51) **LOC (11) Cl.** **15-09**
(52) **U.S. Cl.**
USPC **D15/126; D15/139**
(58) **Field of Classification Search**
USPC D8/70, 71; D15/123, 124, 125, 126, 131,
D15/138, 139
CPC B27C 1/04; B27C 5/10; B44B 3/02; B44B
3/061; Y10T 409/306608
See application file for complete search history.

(56) **References Cited**

U.S. PATENT DOCUMENTS
3,142,138 A * 7/1964 Kean B24D 7/16
433/134
4,874,001 A * 10/1989 Ferraris A45D 29/06
132/75.8

D328,557 S * 8/1992 Nishimura D8/70
5,820,374 A * 10/1998 Simmons A61C 8/0018
433/173
D627,807 S * 11/2010 Tosti D15/139
D701,255 S * 3/2014 Kim D15/139
D705,282 S * 5/2014 Jones, Jr. D15/139
D728,161 S * 4/2015 Salo D28/59
D750,674 S * 3/2016 Dunnahoe D15/139
D774,573 S * 12/2016 Sharivker D15/139
D779,732 S * 2/2017 Nguyen D28/59
D779,733 S * 2/2017 Nguyen D28/59
D781,941 S * 3/2017 Nakamura D15/139
D792,489 S * 7/2017 Sharivker D15/139
D814,537 S * 4/2018 Wu D15/139
D816,743 S * 5/2018 Monden D15/139
D834,078 S * 11/2018 Monden D15/139
2006/0157155 A1 * 7/2006 Robinson B27C 1/04
144/136.95
2007/0098506 A1 * 5/2007 Flynn B23C 5/003
407/53

(Continued)

Primary Examiner — Patricia A Palasik
(74) *Attorney, Agent, or Firm* — Global IP Services;
Tianhua Gu

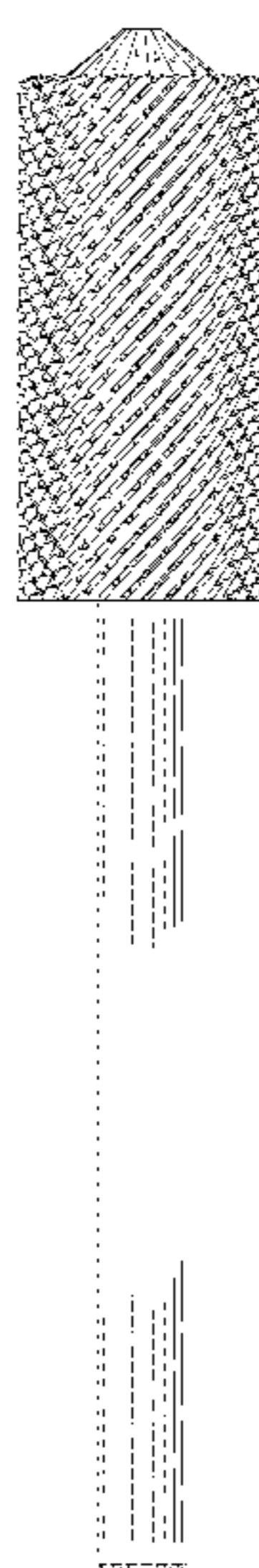
(57) **CLAIM**

The ornamental design for a grinder bistrigue, as shown and described.

DESCRIPTION

FIG. 1 is a front elevational view of a grinder bistrigue, showing our new design; the rear, left side and right side elevational views are a mirror view of FIG. 1; FIG. 2 is a top plan view thereof; FIG. 3 is a bottom plan view thereof; FIG. 4 is an enlarged view of a part of FIG. 1; FIG. 5 is an enlarged view of FIG. 2; and, FIG. 6 is an enlarged view of FIG. 3.

1 Claim, 5 Drawing Sheets



(56)

References Cited

U.S. PATENT DOCUMENTS

2010/0132728 A1* 6/2010 Busch A45D 29/05
132/75.8
2010/0215447 A1* 8/2010 Davis B23C 5/10
407/115
2011/0208192 A1* 8/2011 Palti A61B 17/1617
606/79
2012/0020749 A1* 1/2012 Maeda B23C 5/003
407/42
2014/0212234 A1* 7/2014 Sawabe B23B 51/0018
408/1 R

* cited by examiner

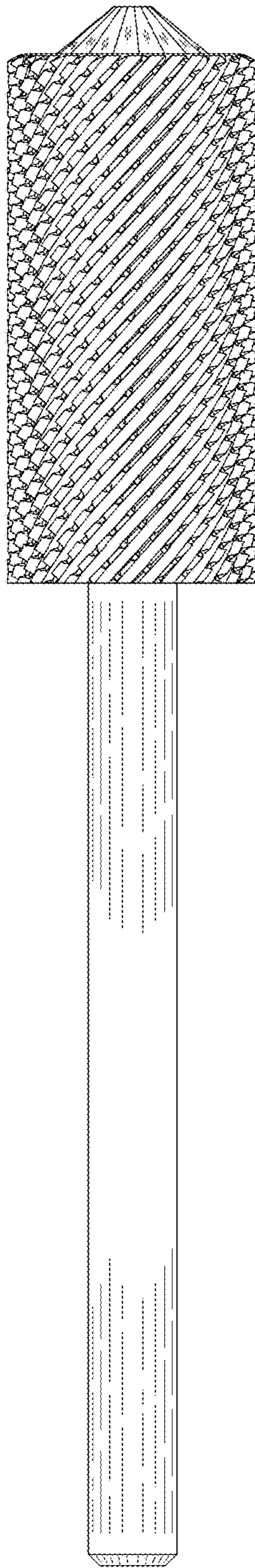


Fig. 1

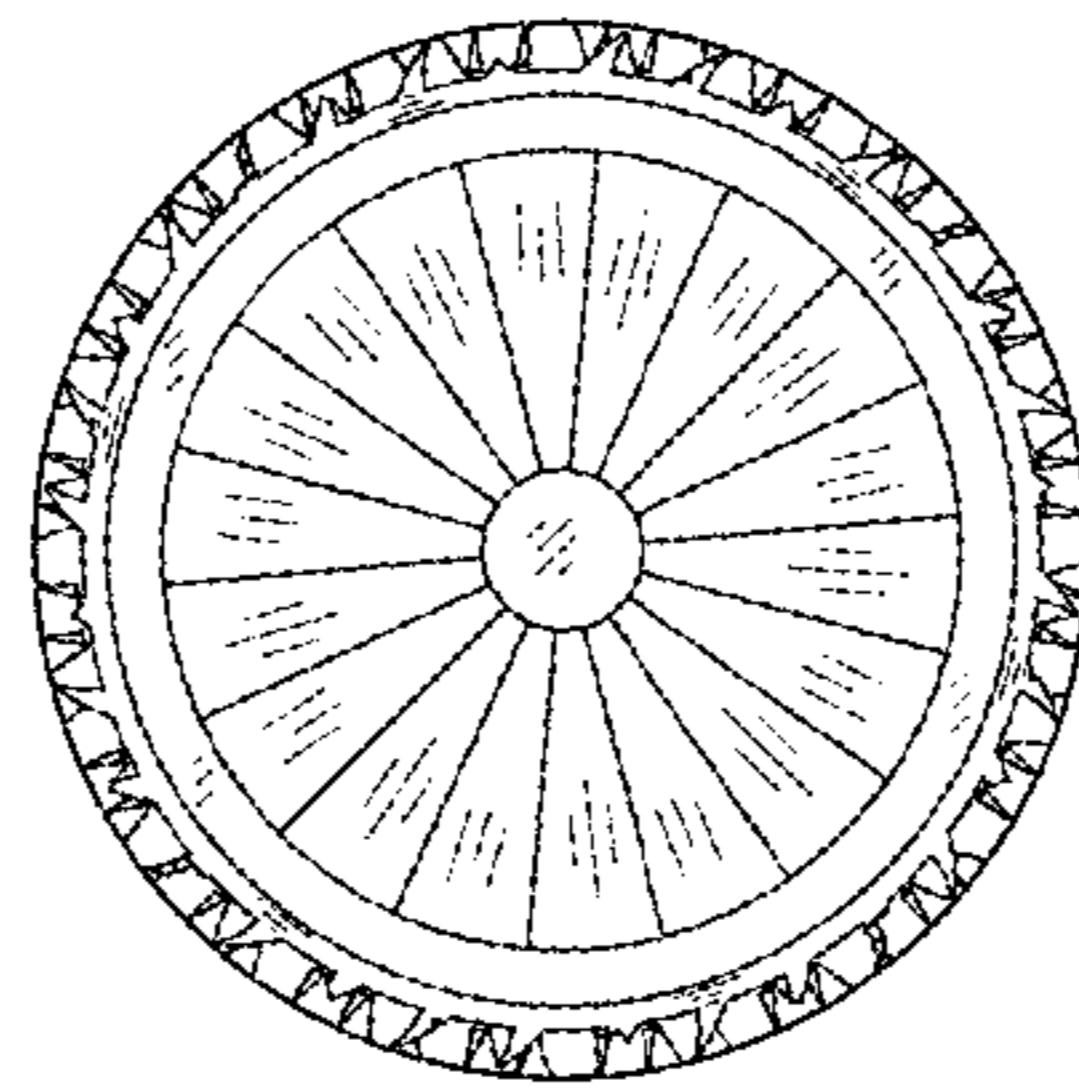


Fig. 2

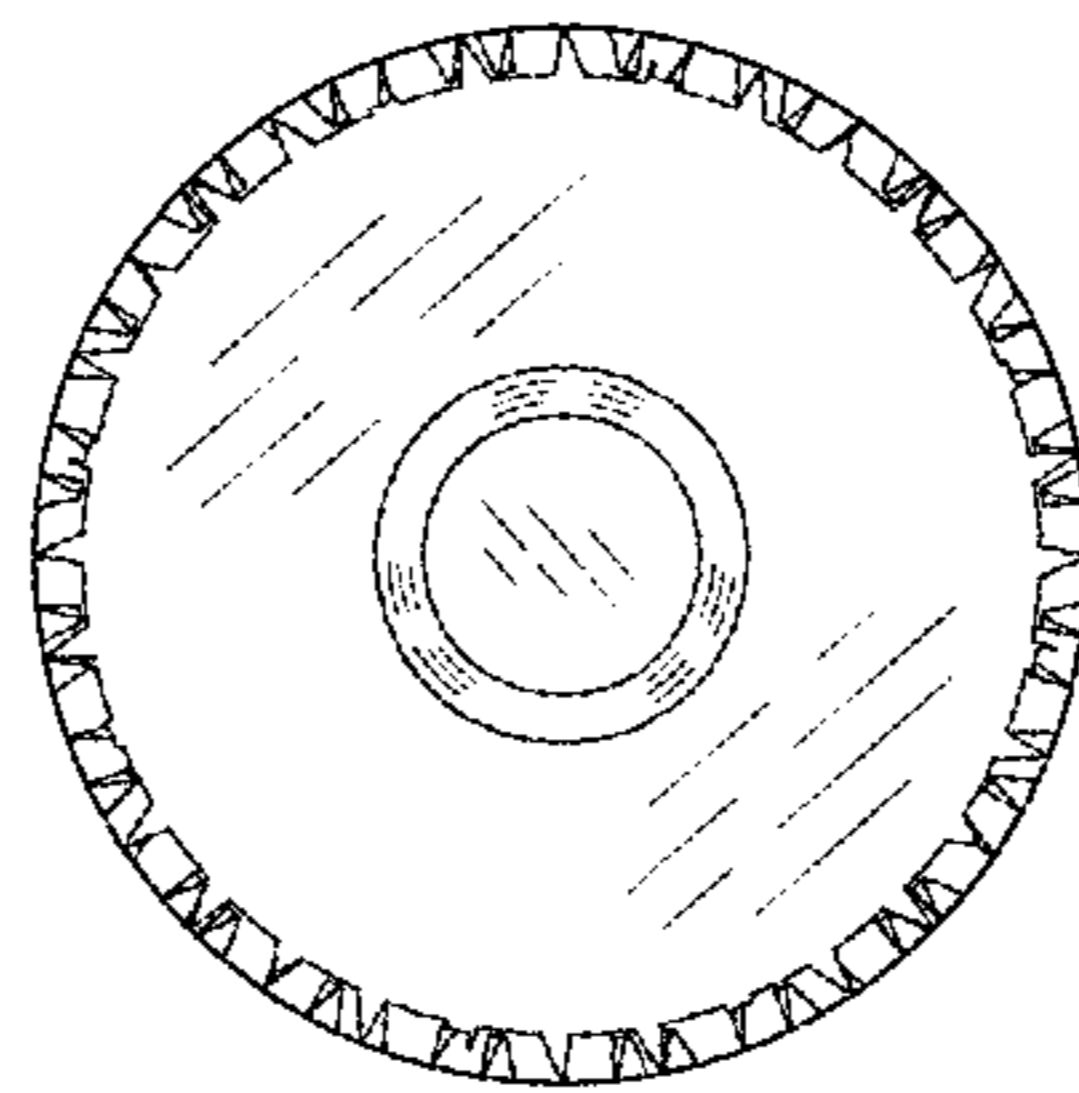


Fig. 3

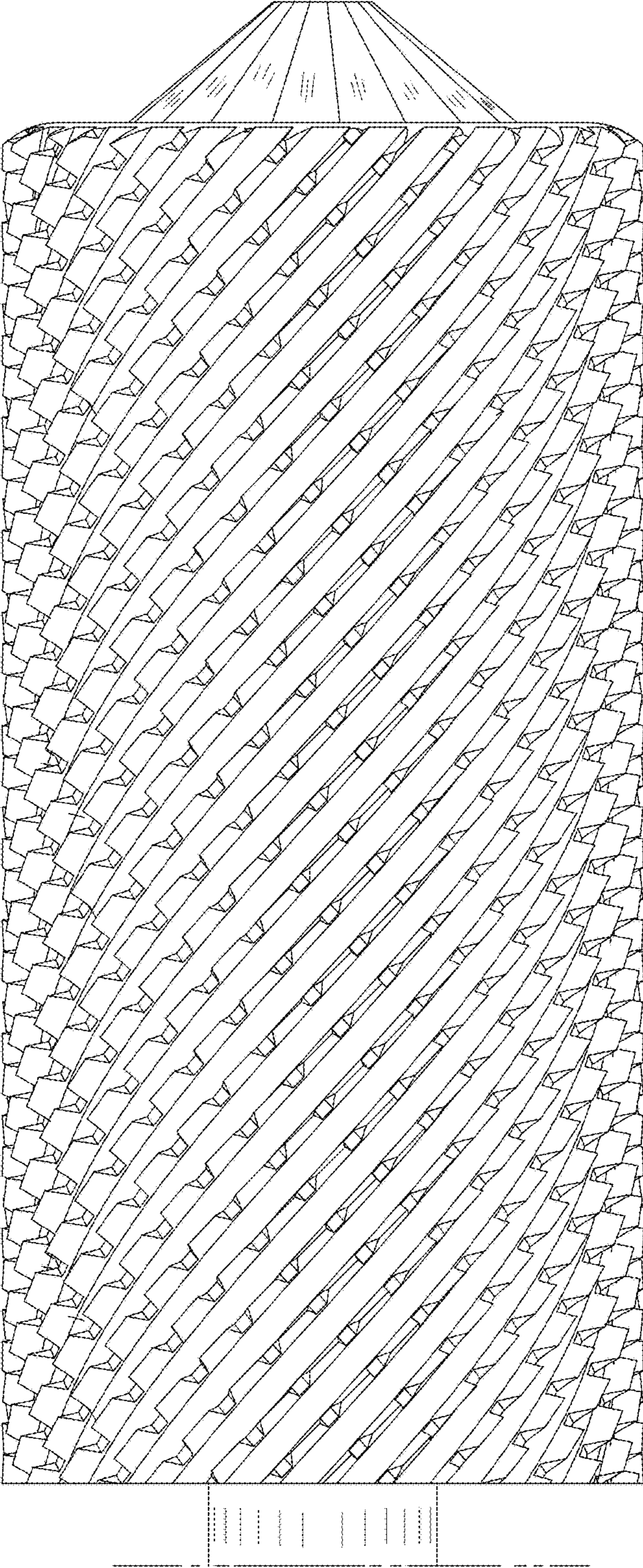


Fig. 4




Fig. 5

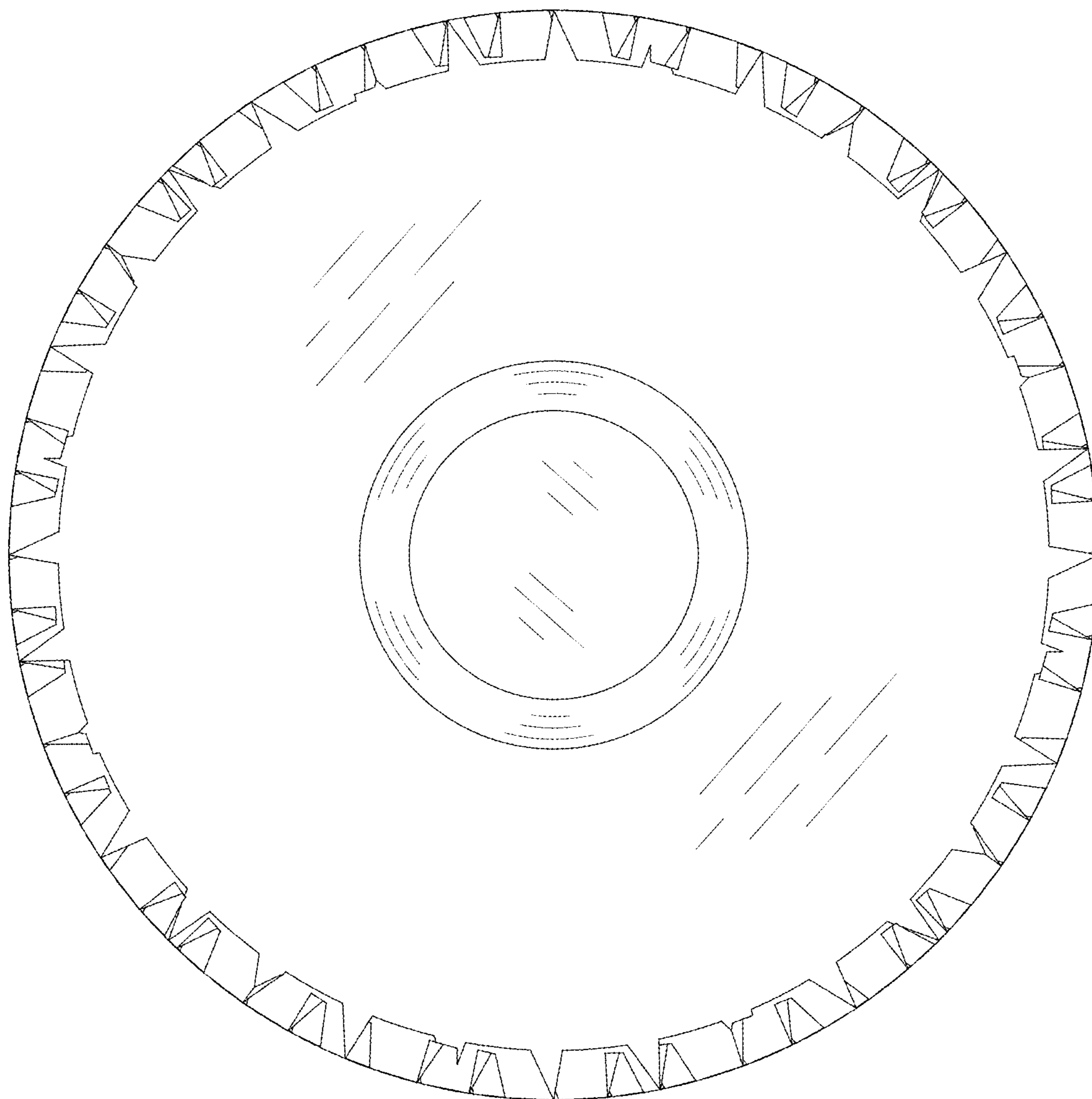


Fig. 6