



US00D847150S

(12) **United States Design Patent** (10) **Patent No.:** **US D847,150 S**
Joo et al. (45) **Date of Patent:** **** Apr. 30, 2019**

(54) **DISPLAY SCREEN OR PORTION THEREOF WITH TRANSITIONAL GRAPHICAL USER INTERFACE**

(71) Applicant: **Samsung Electronics Co., Ltd.**,
Suwon-si (KR)

(72) Inventors: **Gahyun Joo**, Suwon-si (KR); **Sunah Kim**, Seongnam-si (KR); **Yongho Kim**, Seoul (KR); **Yongsoung Lee**, Seoul (KR)

(73) Assignee: **Samsung Electronics Co., Ltd.**,
Suwon-si (KR)

(**) Term: **15 Years**

(21) Appl. No.: **29/601,099**

(22) Filed: **Apr. 19, 2017**

(30) **Foreign Application Priority Data**

Dec. 22, 2016 (KR) 30-2016-0062578

(51) **LOC (11) Cl.** **14-04**

(52) **U.S. Cl.**
USPC **D14/485**

(58) **Field of Classification Search**
USPC D14/485-495

(Continued)

(56) **References Cited**

U.S. PATENT DOCUMENTS

D526,325 S * 8/2006 Fong D14/486

D615,090 S * 5/2010 Sogabe D14/485

(Continued)

OTHER PUBLICATIONS

“Moving Video Border”. May 25, 2011, YouTube, site visited Aug. 24, 2018: <https://www.youtube.com/watch?v=C7Fx9kATxn4>.*

Primary Examiner — Jack Reickel

(74) *Attorney, Agent, or Firm* — NSIP Law

(57) **CLAIM**

We claim the ornamental design for a display screen or portion thereof with transitional graphical user interface, as shown and described.

DESCRIPTION

FIG. 1 is a front view of the first image of a display screen or portion thereof with transitional graphical user interface showing our new design;

FIG. 2 is a second image thereof.

FIG. 3 is a third image thereof;

FIG. 4 is a fourth image thereof;

FIG. 5 is a fifth image thereof;

FIG. 6 is a sixth image thereof;

FIG. 7 is a seventh image thereof;

FIG. 8 is an eighth image thereof;

FIG. 9 is a ninth image thereof;

FIG. 10 is a tenth image thereof;

FIG. 11 is an eleventh image thereof;

FIG. 12 is a front view of the first image in a second embodiment of the display screen or portion thereof with transitional graphical user interface;

FIG. 13 is a second image thereof;

FIG. 14 is a third image thereof;

FIG. 15 is a fourth image thereof;

FIG. 16 is a fifth image thereof;

FIG. 17 is a sixth image thereof;

FIG. 18 is a seventh image thereof;

FIG. 19 is an eighth image thereof;

FIG. 20 is a ninth image thereof;

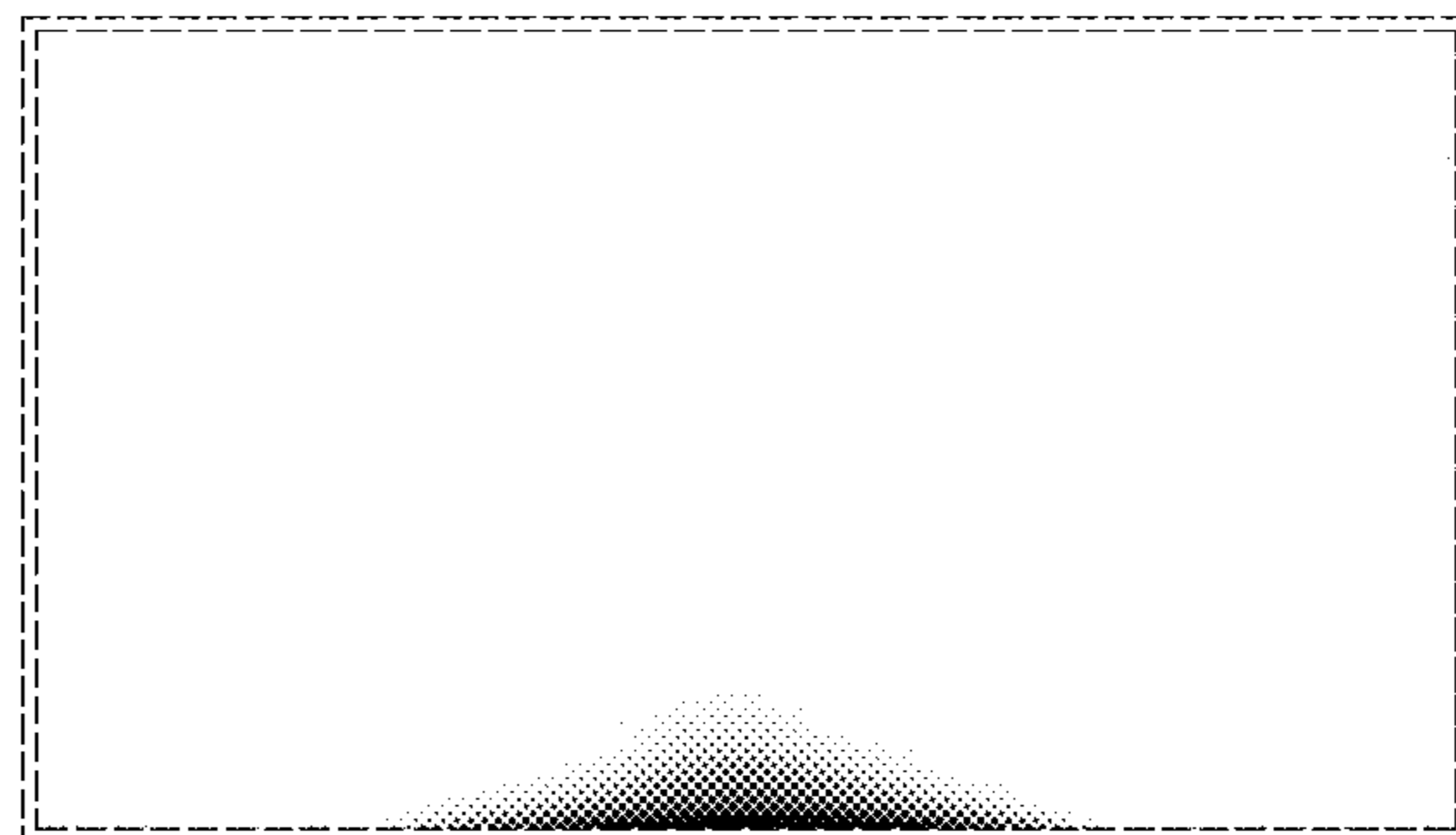
FIG. 21 is a tenth-image thereof; and,

FIG. 22 is an eleventh image thereof.

The appearance of the transitional graphical user interface sequentially transitions between the images shown in FIGS. 1-11 and between the images shown in FIGS. 12-22. The process or period in which one image transitions to another in each sequence forms no part of the claimed design.

The broken lines in the figures depict environmental subject matter and form no part of the claimed design. The broken

(Continued)



line showing of the display screen is for environmental purposes only and forms no part of the claimed design.

1 Claim, 22 Drawing Sheets

(58) Field of Classification Search

CPC G06F 3/048; G06F 3/0481; G06F 3/04817;
G06F 3/0482; G06F 3/0483; G06F
3/04842; G06F 3/0485; G06F 3/04855;
G06F 3/0486; G06F 3/0488; G06F
3/04886; G06F 9/4443; G06F 17/211;
G06F 17/212

See application file for complete search history.

(56) References Cited

U.S. PATENT DOCUMENTS

D684,179 S * 6/2013 Carpenter D14/487
D689,063 S * 9/2013 Edwards D14/485

D691,170 S * 10/2013 Thomsen D14/487
D733,715 S * 7/2015 Sakata D14/447
D735,235 S * 7/2015 Zhou D14/487
D740,855 S * 10/2015 Lee D14/492
D751,087 S * 3/2016 Phillips D14/485
D751,577 S * 3/2016 Phillips D14/485
D752,612 S 3/2016 Lee et al.
D754,188 S * 4/2016 Shin D14/488
D758,418 S * 6/2016 Sawai D14/488
D761,301 S * 7/2016 Kim D14/488
D761,812 S * 7/2016 Motamedi D14/485
D763,898 S * 8/2016 Raykovich D14/486
D769,929 S * 10/2016 Kim D14/487
D772,251 S * 11/2016 Chaudhri D14/485
D773,526 S 12/2016 Butcher et al.
D773,527 S 12/2016 Butcher et al.
D775,141 S * 12/2016 Chaplin D14/485
D775,634 S * 1/2017 Chaplin D14/485
D780,774 S * 3/2017 Lee D14/485
D800,756 S * 10/2017 Kim D14/486
D805,539 S * 12/2017 Kim D14/486
D814,486 S * 4/2018 Keller D14/485

* cited by examiner

FIG. 1




FIG. 2




FIG. 3




FIG. 4




FIG. 5




FIG. 6




FIG. 7




FIG. 8




FIG. 9




FIG. 10




FIG. 11




FIG. 12




FIG. 13




FIG. 14




FIG. 15




FIG. 16




FIG. 17




FIG. 18




FIG. 19




FIG. 20




FIG. 21




FIG. 22

