



US00D847109S

(12) **United States Design Patent** (10) **Patent No.:** **US D847,109 S**
Kang et al. (45) **Date of Patent:** **** Apr. 30, 2019**

(54) **TELEVISION RECEIVER**

CPC ... G06F 1/1601; G06F 1/1643; H05K 5/0004;
H05K 5/0017; H05K 5/02; H05K 5/0217
See application file for complete search history.

(71) Applicant: **LG ELECTRONICS INC.**, Seoul
(KR)

(56) **References Cited**

(72) Inventors: **Seunggyu Kang**, Seoul (KR);
Woohyuk Choi, Seoul (KR)

U.S. PATENT DOCUMENTS

(73) Assignee: **LG ELECTRONICS INC.**, Seoul
(KR)

D612,820 S * 3/2010 Jeong D14/126
D758,980 S * 6/2016 Kim D14/126
D773,418 S * 12/2016 Won D14/126

(**) Term: **15 Years**

* cited by examiner

(21) Appl. No.: **29/628,669**

Primary Examiner — Randall H Gholson

(22) Filed: **Dec. 6, 2017**

(74) *Attorney, Agent, or Firm* — Birch, Stewart, Kolasch
& Birch, LLP

(30) **Foreign Application Priority Data**

(57) **CLAIM**

The ornamental design for a television receiver, as shown
and described.

Jun. 7, 2017 (KR) 30-2017-0025556

DESCRIPTION

(51) **LOC (11) Cl.** **14-03**

FIG. 1 is a front perspective view of a television receiver
showing our new design;

(52) **U.S. Cl.**

FIG. 2 is a front view thereof;

USPC **D14/126**

FIG. 3 is a rear view thereof;

(58) **Field of Classification Search**

USPC D14/125-134, 239, 371, 136, 374-377,
D14/440, 450, 448, 336, 342, 159;
312/7.2; 348/836, 838, 180, 184, 325,
348/739; 248/917-924, 465; 345/104,
345/133, 156, 168, 87, 173; D21/329,
D21/515, 577, 622, 333, 433, 448, 452,
D21/450, 331, 505; D10/15, 26;
446/484, 175, 356; D6/477, 479, 300;
D24/185; D34/14

FIG. 4 is a left side view thereof;

FIG. 5 is a right side view thereof;

FIG. 6 is a top plan view thereof where the bottom plan view
is a mirror image;

FIG. 7 is an enlarged view of the area indicated in FIG. 1;

FIG. 8 is an enlarged view of the area indicated in FIG. 1;

and,

FIG. 9 is an enlarged view of the area indicated in FIG. 6.

The broken lines depict portions of the television receiver
that form no part of the claimed design.

1 Claim, 9 Drawing Sheets

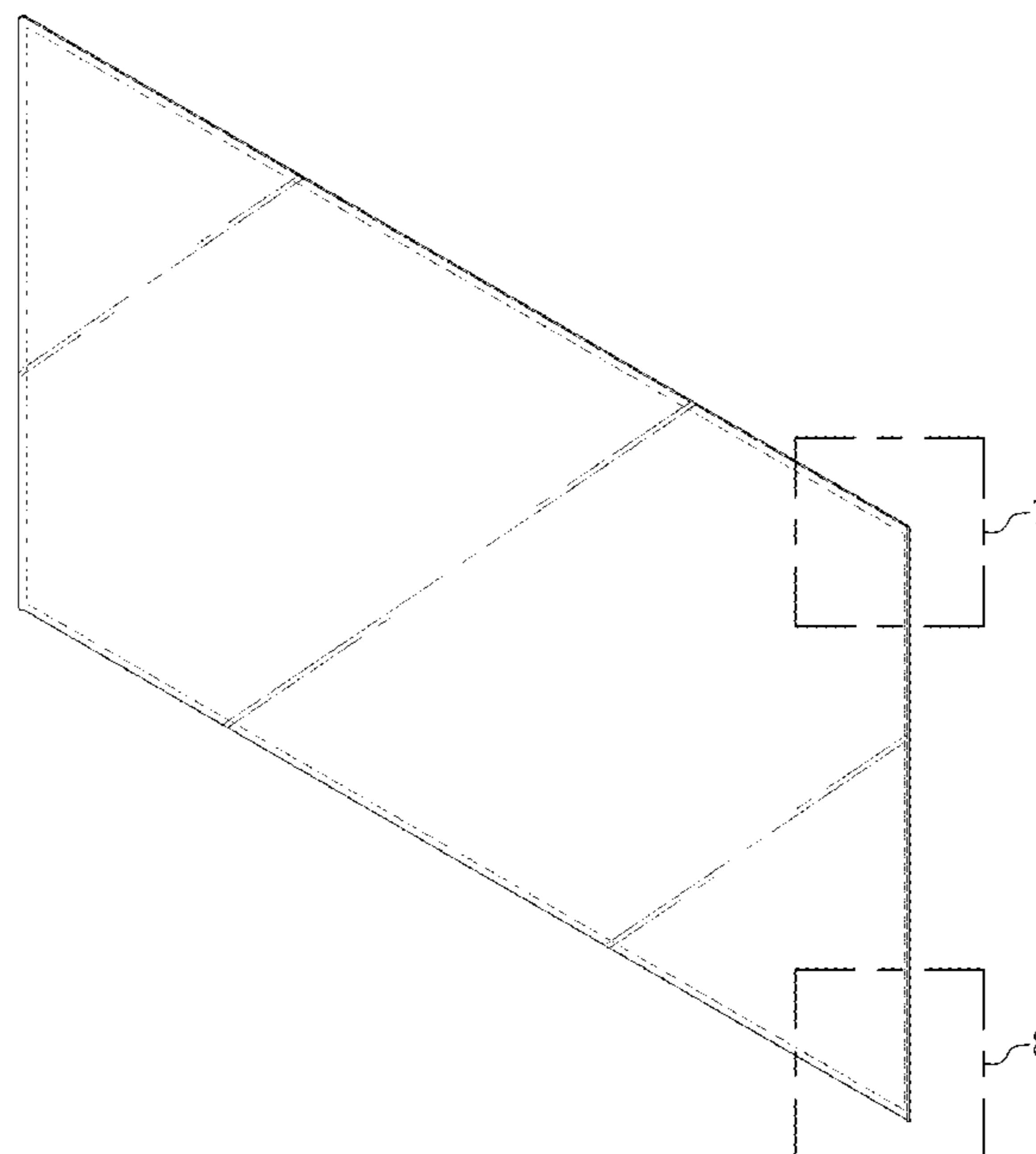


FIG. 1

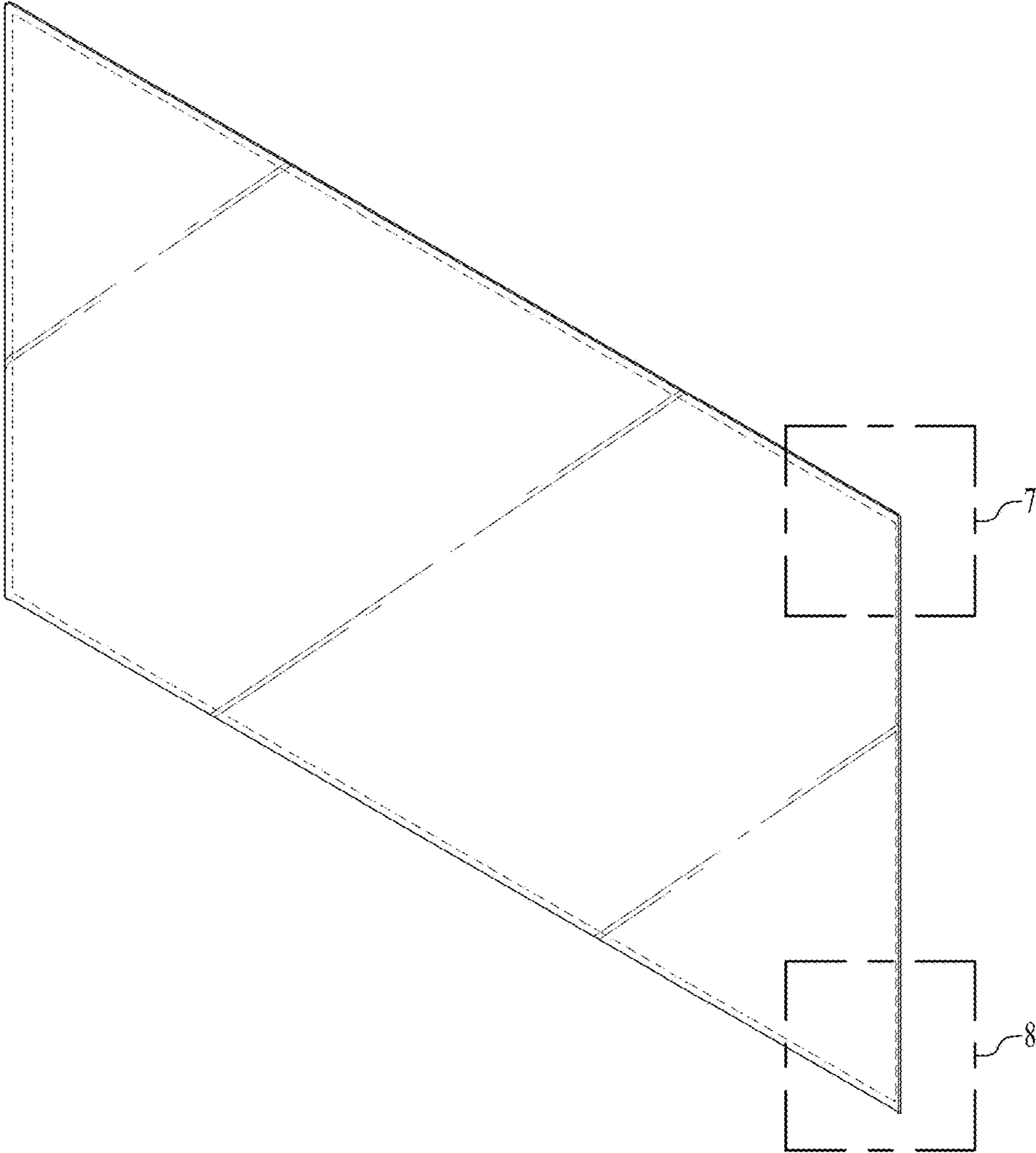


FIG. 2

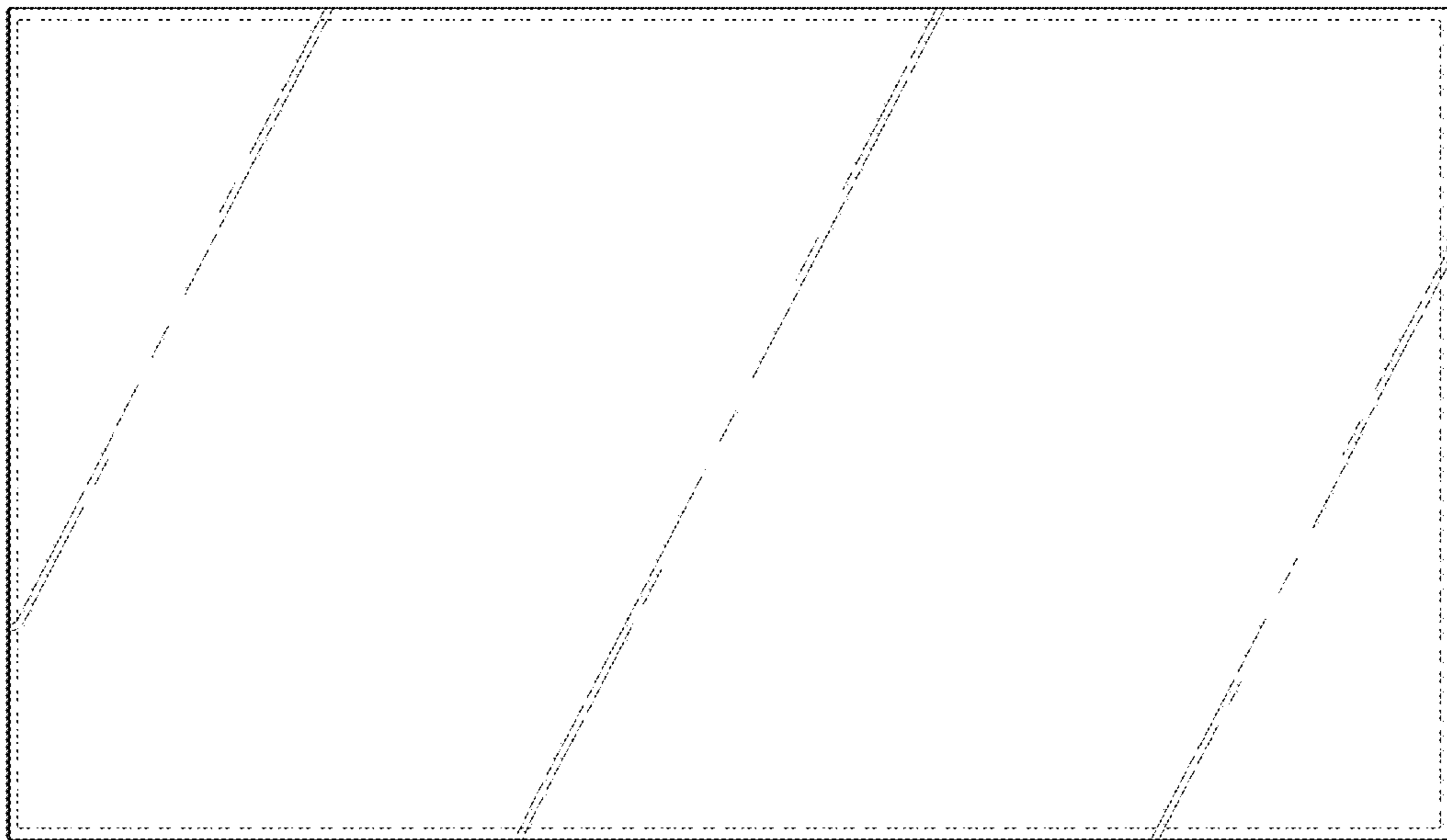


FIG. 3




FIG. 4




FIG. 5




FIG. 6



FIG. 7

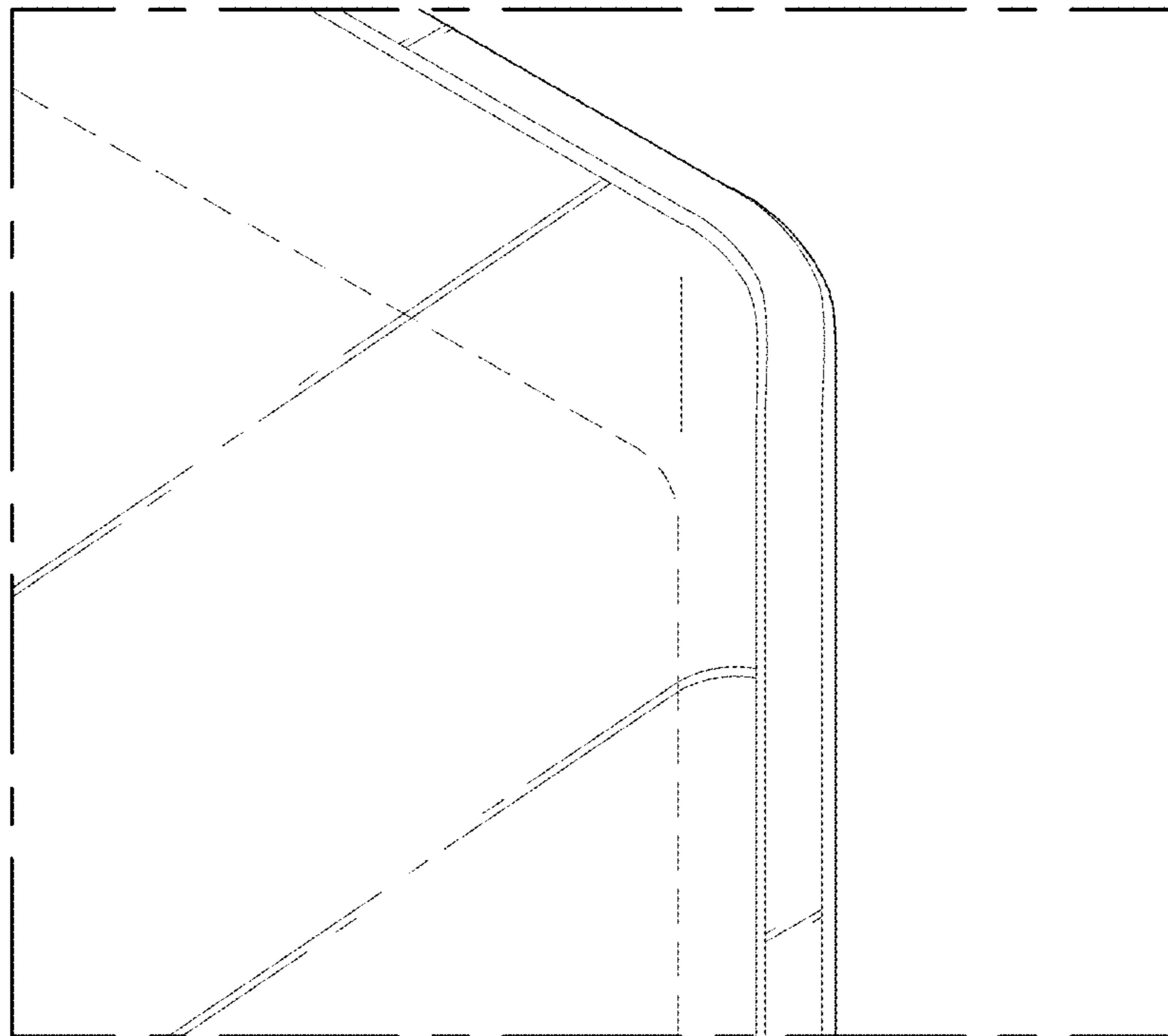


FIG. 8

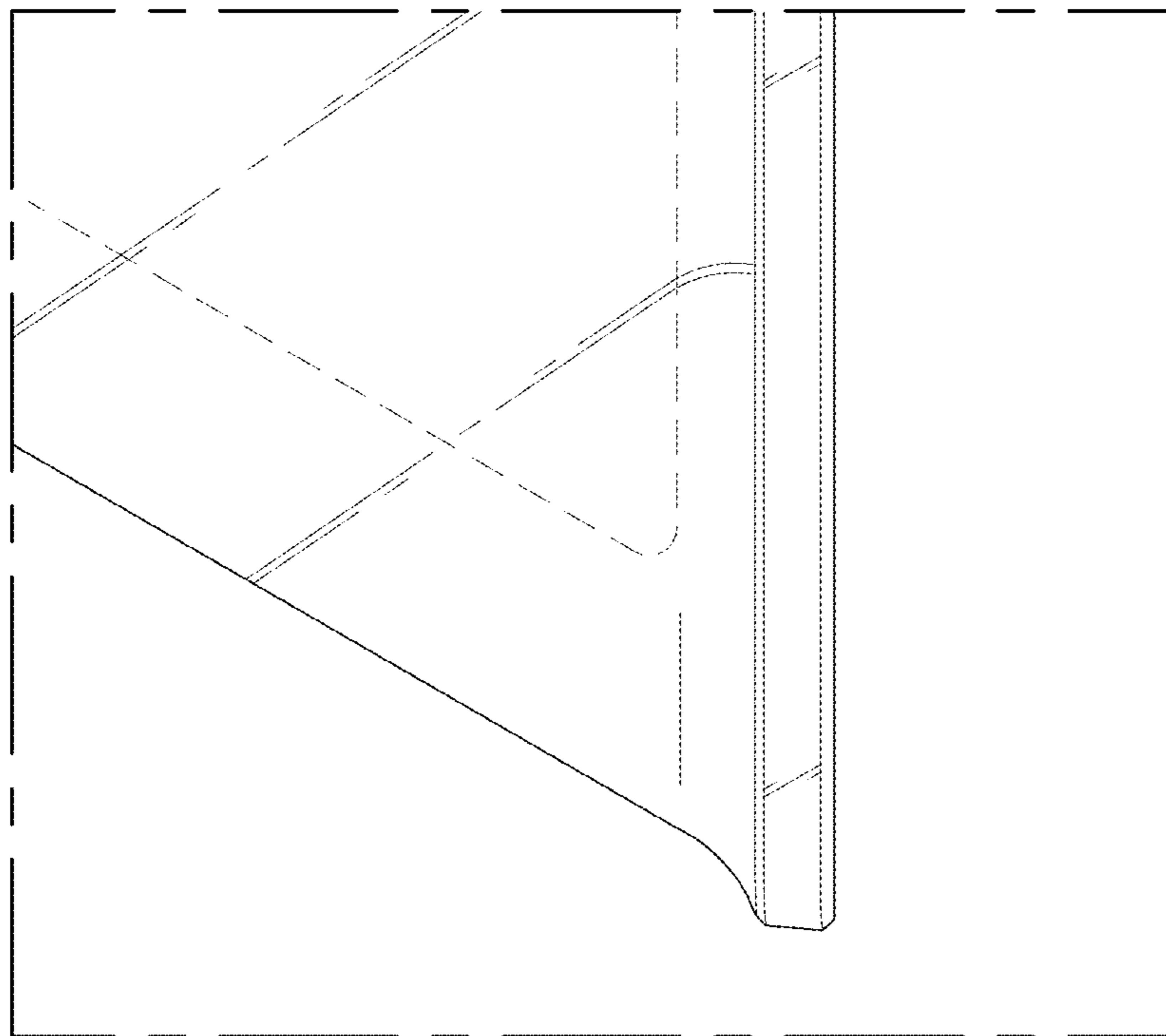


FIG. 9

