



US00D847086S

(12) **United States Design Patent**
Chattopadhyay

(10) **Patent No.:** **US D847,086 S**

(45) **Date of Patent:** **** Apr. 30, 2019**

- (54) **TIRE**
- (71) Applicant: **CEAT SPECIALTY TYRES LIMITED**, Mumbai (IN)
- (72) Inventor: **Dyutiman Chattopadhyay**, Mumbai (IN)
- (73) Assignee: **CEAT SPECIALTY TYRES LIMITED**, Mumbai (IN)
- (**) Term: **15 Years**
- (21) Appl. No.: **29/634,895**
- (22) Filed: **Jan. 25, 2018**
- (30) **Foreign Application Priority Data**
Dec. 28, 2017 (IN) 300802
- (51) **LOC (11) Cl.** **12-15**
- (52) **U.S. Cl.**
USPC **D12/579**
- (58) **Field of Classification Search**
USPC D12/568-605
CPC B60C 11/0302; B60C 11/0306
See application file for complete search history.
- (56) **References Cited**
U.S. PATENT DOCUMENTS
D402,244 S * 12/1998 Ando D12/579
D405,395 S * 2/1999 Ando D12/579

- D420,630 S * 2/2000 De Coninck D12/600
- D458,895 S * 6/2002 Rayman D12/579
- D492,643 S * 7/2004 Robert D12/579
- D612,800 S * 3/2010 Lundgren D12/579
- D620,428 S * 7/2010 Rayman D12/579
- D633,859 S * 3/2011 Shan D12/579
- D781,218 S * 3/2017 Zhang D12/579
- D783,511 S * 4/2017 Holt D12/579
- D832,197 S * 10/2018 Guo D12/579

* cited by examiner

Primary Examiner — George D. Kirschbaum

Assistant Examiner — Joseph J Kukella

(74) *Attorney, Agent, or Firm* — Seed IP Law Group LLP

(57) **CLAIM**

The ornamental design for a tire, as shown and described.

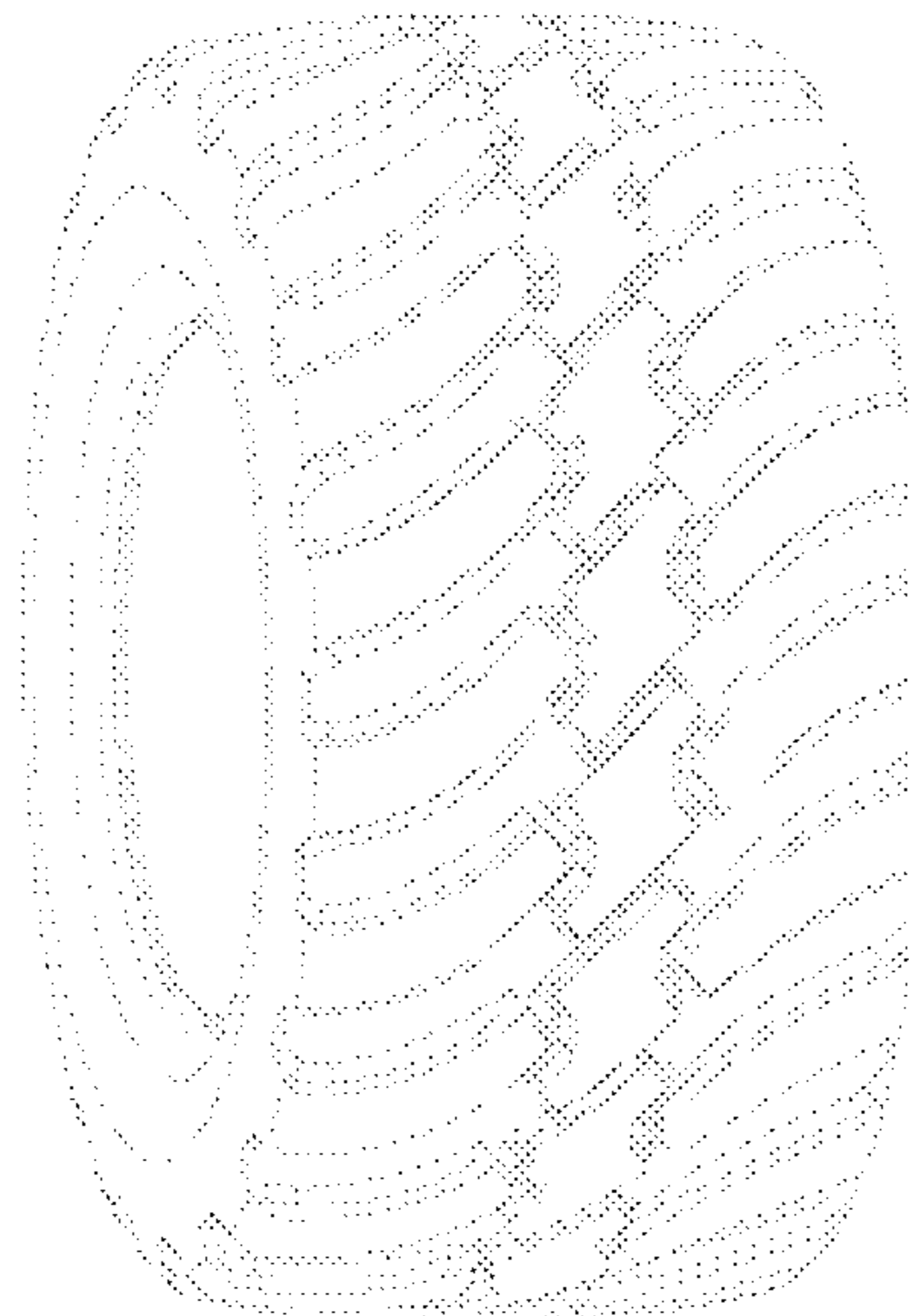
DESCRIPTION

FIG. 1 is a perspective view of a tire showing my new design.

FIG. 2 is a front elevational view thereof, the rear elevational view being a mirror image of the front elevational view; and, FIG. 3 is a left side elevational view thereof, the right side elevational being a mirror image of the left side elevational view.

The broken lines in the figures represent features of the article of manufacture that form no part of the claimed design.

1 Claim, 3 Drawing Sheets



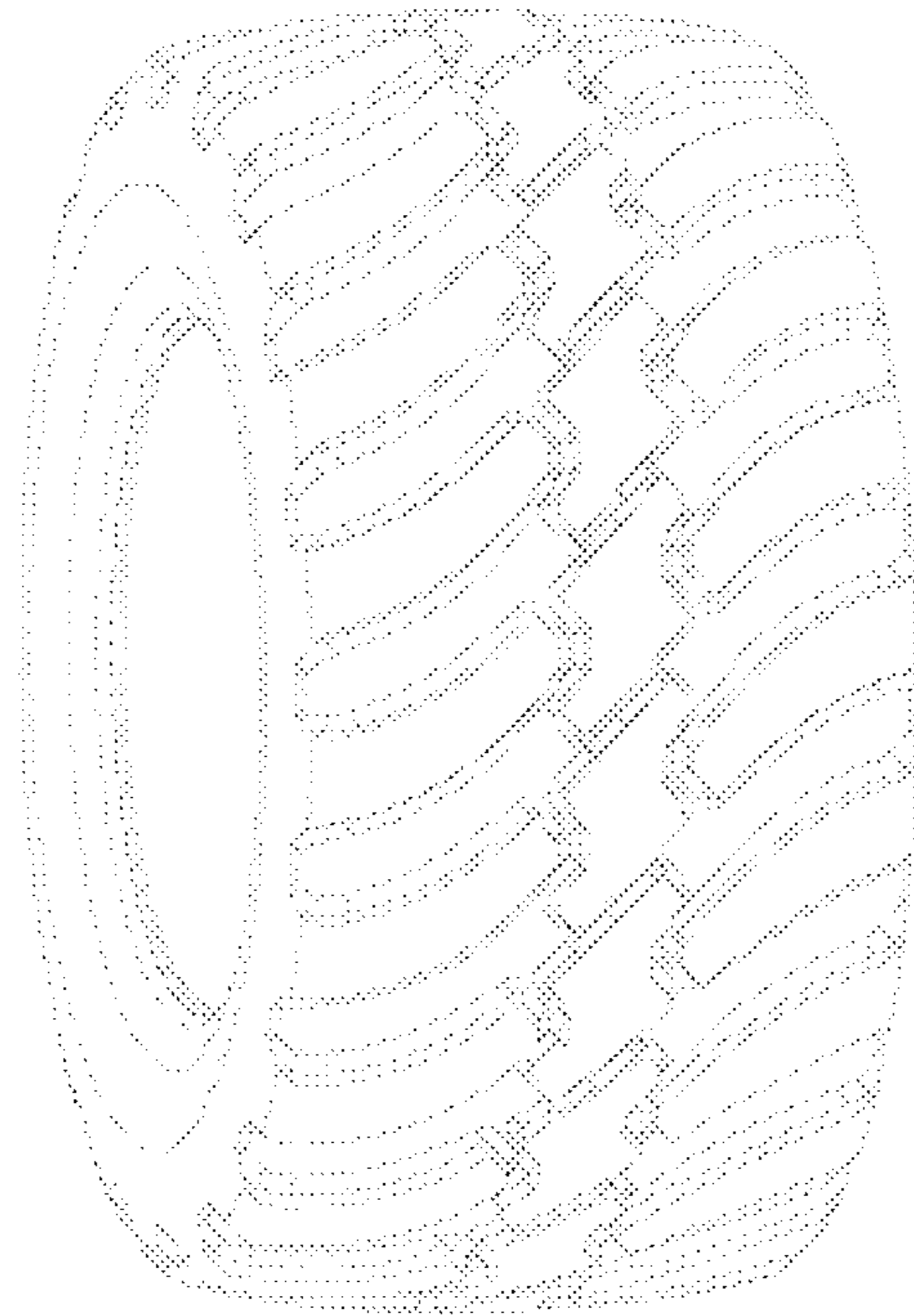


FIG. 1

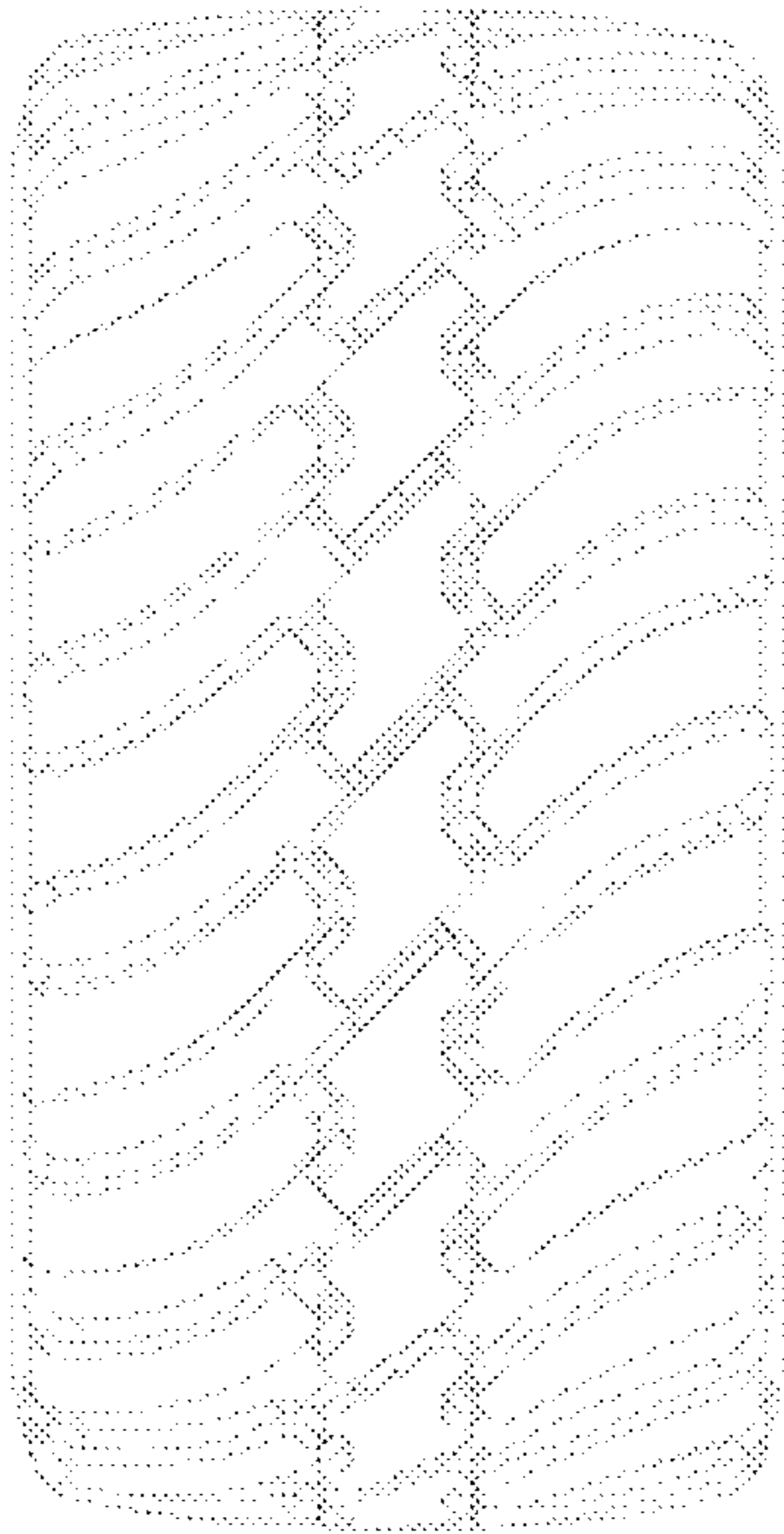


FIG. 2




FIG. 3