



US00D847083S

(12) **United States Design Patent**
Dayet

(10) **Patent No.:** **US D847,083 S**

(45) **Date of Patent:** **** Apr. 30, 2019**

(54) **TIRE TREAD**

(71) Applicant: **COMPAGNIE GENERALE DES
ETABLISSEMENTS MICHELIN,**
Clermont-Ferrand (FR)

(72) Inventor: **Patrick Dayet,** Clermont-Ferrand (FR)

(73) Assignee: **COMPAGNIE GENERALE DES
ETABLISSEMENTS MICHELIN**
(FR)

(**) Term: **15 Years**

(21) Appl. No.: **29/628,776**

(22) Filed: **Dec. 7, 2017**

(30) **Foreign Application Priority Data**

Jun. 7, 2017 (FR) 2017-2669

(51) **LOC (11) Cl.** **12-15**

(52) **U.S. Cl.**
USPC **D12/553**

(58) **Field of Classification Search**
USPC D12/533-567, 604
CPC Y10T 152/10027; B60C 1/0016; B60C
11/0306; B60C 11/0302; B60C 3/06;
B60C 9/17

See application file for complete search history.

(56) **References Cited**

U.S. PATENT DOCUMENTS

D340,898 S	11/1993	Kuroda
D355,151 S	2/1995	Hagmaier
D385,234 S	10/1997	Young
D388,370 S	12/1997	Young
D390,510 S	2/1998	Stone
D397,647 S	9/1998	Young

D464,610 S	*	10/2002	Demagall	D12/559
D472,202 S		3/2003	Gillard		
D506,722 S		6/2005	Nonaka		
D533,498 S	*	12/2006	Scheuren	D12/553
D534,858 S	*	1/2007	Le	D12/553
D548,174 S		8/2007	Souchet		
D584,217 S		1/2009	Scheuren		
D602,853 S		10/2009	Nopper		
D604,226 S	*	11/2009	Scheuren	D12/553
D614,122 S		4/2010	Seibert		
D618,162 S		6/2010	Mayni		
D645,398 S		9/2011	Kiwaki		
D645,399 S		9/2011	Kiwaki		
D646,624 S		10/2011	Yamaguchi		
D647,468 S		10/2011	Weaver		

(Continued)

Primary Examiner — Lakiya G Rogers

Assistant Examiner — John A Voytek

(74) *Attorney, Agent, or Firm* — Dickinson Wright PLLC

(57) **CLAIM**

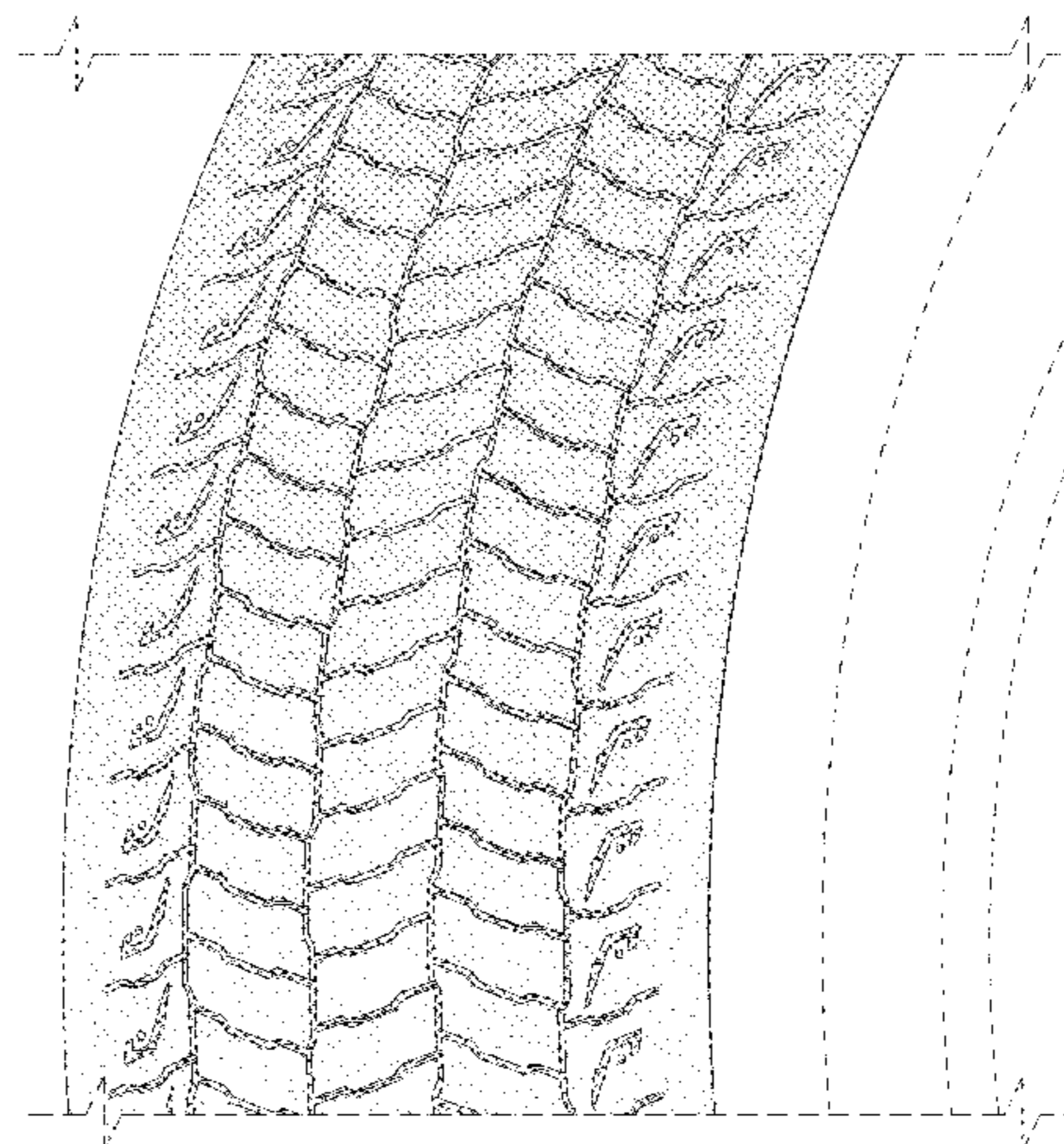

The ornamental design for a tire tread, as shown and described.

DESCRIPTION

FIG. 1 is a perspective view of the tire tread of my design; FIG. 2 is a front elevation view of the tire tread of my design; FIG. 3 is a side elevation view of the tire tread of my design; FIG. 4 is a side elevation view of the tire tread of my design, taken from the opposite side of that shown in FIG. 3; and, FIG. 5 is an enlarged, partial view of the tire tread of FIG. 1, as indicated by the break lines.

In the drawings, the broken line disclosure depicts environmental subject matter and forms no part of the claimed design. The solid circumferential lines on either side of the tread face represent the lateral boundaries of the claim. The tread pattern is understood to repeat over the circumference of the tire.

1 Claim, 5 Drawing Sheets



(56)

References Cited

U.S. PATENT DOCUMENTS

D652,369 S 1/2012 Lebreton
 D662,873 S * 7/2012 Felder D12/553
 D666,965 S 9/2012 Aoki
 D668,206 S 10/2012 Moore
 D672,708 S 12/2012 Corsi
 D674,742 S 1/2013 Krier
 D675,981 S 2/2013 Kuwahara
 D686,145 S 7/2013 Godin
 D700,885 S 3/2014 Le
 D713,782 S 9/2014 Krier
 D717,237 S 11/2014 Bardin
 D718,223 S 11/2014 Gommez
 D719,907 S 12/2014 Ohara
 D721,032 S 1/2015 Camborn
 D722,950 S 2/2015 Compte
 D724,007 S 3/2015 Belarbi
 D727,249 S * 4/2015 Rolland D12/583
 D727,839 S 4/2015 Rolland
 D729,726 S 5/2015 Shimizu
 D732,465 S 6/2015 Yamada
 D735,646 S 8/2015 Hair, Jr.

D739,343 S 9/2015 Gommez
 D739,813 S 9/2015 Moore
 D740,743 S * 10/2015 Houis D12/553
 D741,786 S 10/2015 Koog
 D745,450 S 12/2015 Bardin
 D746,219 S 12/2015 Bardin
 D750,013 S * 2/2016 Houis D12/553
 D758,287 S 6/2016 Zivkovic
 D758,289 S 6/2016 Cagneaux
 D758,290 S 6/2016 Kitajima
 D758,296 S 6/2016 Oraison
 D769,803 S 10/2016 Oraison
 D775,060 S * 12/2016 Saeki D12/553
 D778,228 S 2/2017 Oraison
 D778,232 S 2/2017 Fabre
 D784,246 S 4/2017 Zhu
 D784,247 S 4/2017 Zhu
 D789,277 S 6/2017 Dixon et al.
 D790,444 S 6/2017 Zhu
 D791,688 S * 7/2017 Trowbridge D12/548
 D813,789 S * 3/2018 Schyns D12/521
 D815,014 S * 4/2018 Sadananda D12/521
 D815,015 S * 4/2018 Le D12/521

* cited by examiner




FIG. 1

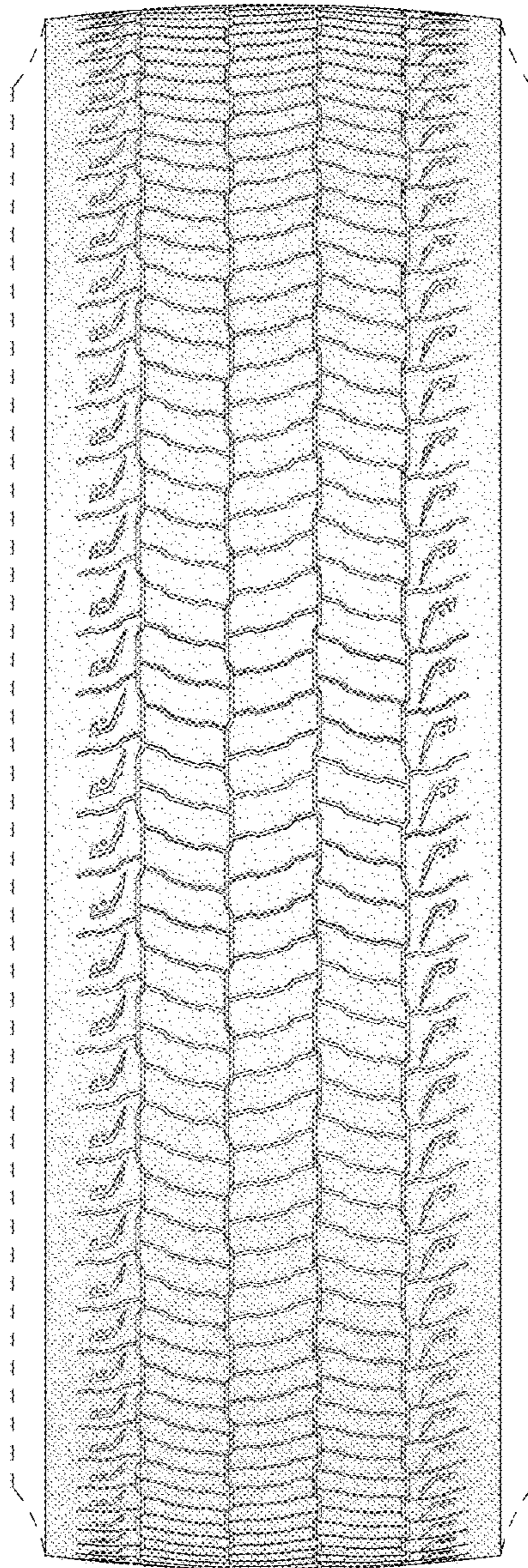


FIG. 2




FIG. 3




FIG. 4

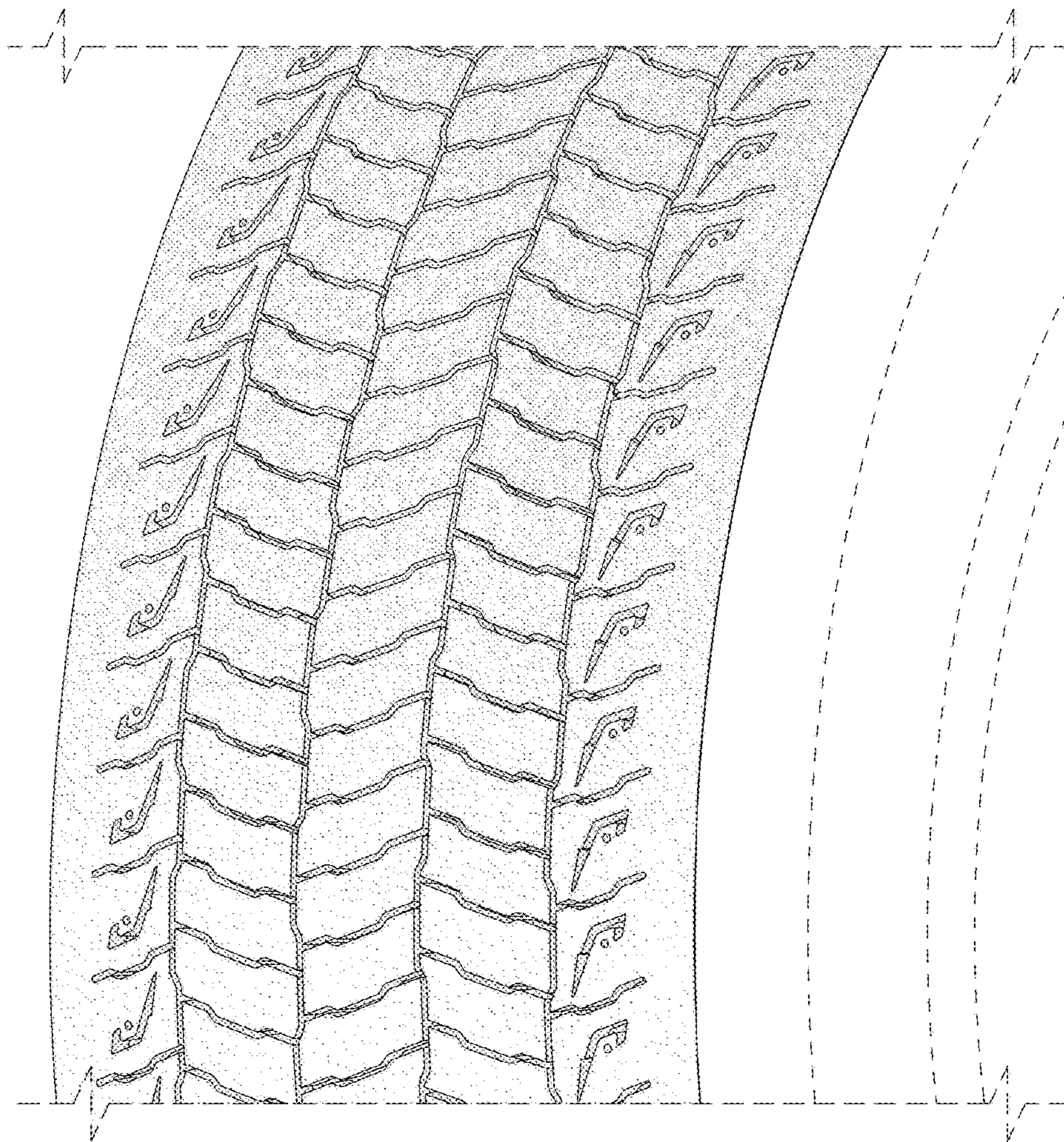


FIG. 5