



US00D847075S

(12) **United States Design Patent**
Preyss et al.

(10) **Patent No.:** **US D847,075 S**
(45) **Date of Patent:** **** Apr. 30, 2019**

(54) **VEHICLE WHEEL, TOY VEHICLE WHEEL,
AND/OR REPLICAS THEREOF**

(71) Applicant: **Bayerische Motoren Werke
Aktiengesellschaft, Munich (DE)**

(72) Inventors: **Georg Friedrich Carl Preyss, Munich
(DE); Joerg Thomas Maurer, Munich
(DE)**

(73) Assignee: **Bayerische Motoren Werke
Aktiengesellschaft, Munich (DE)**

(**) Term: **15 Years**

(21) Appl. No.: **29/626,841**

(22) Filed: **Nov. 21, 2017**

(30) **Foreign Application Priority Data**

May 30, 2017 (DE) 40 2017 100 647

(51) **LOC (11) Cl.** **12-16**

(52) **U.S. Cl.**
USPC **D12/211**

(58) **Field of Classification Search**
USPC D12/204–213
CPC B60B 7/00; B60B 7/02; B60B 7/04; B60B
7/01; B60B 7/06; B60B 3/02; B60B 3/04;
B60B 3/06; B60B 3/10; B60B 1/00;
B60B 1/08; B60B 1/10; B60B 1/12
See application file for complete search history.

(56) **References Cited**

U.S. PATENT DOCUMENTS

D567,167 S 4/2008 Forster
D576,535 S * 9/2008 Chung D12/209
D667,768 S 9/2012 Elmitt
D671,473 S 11/2012 Zurian
D686,130 S 7/2013 Elmitt

D696,178 S 12/2013 Amezketa
D703,599 S * 4/2014 Amezketa D12/209
D743,865 S * 11/2015 Rueckheim D12/209
D744,398 S * 12/2015 Nissl D12/209
D747,248 S 1/2016 Amezketa
D754,051 S * 4/2016 Baum D12/211
D758,943 S * 6/2016 Elmitt D12/209
D769,783 S 10/2016 Rueckheim
D775,575 S * 1/2017 Kippes D12/209
D791,050 S * 7/2017 Juergens D12/211
D792,316 S 7/2017 Groth
D792,830 S * 7/2017 Groth D12/211
D797,634 S * 9/2017 Baccari D12/209
D800,632 S 10/2017 Gonser
D801,905 S * 11/2017 Rueckheim D12/211

(Continued)

FOREIGN PATENT DOCUMENTS

EM 000735758-0006 7/2007
EM 001846346-0004 8/2012

(Continued)

Primary Examiner — Stacia A Cadmus

(74) *Attorney, Agent, or Firm* — Crowell & Moring LLP



(57) **CLAIM**

The ornamental design for a vehicle wheel, toy vehicle wheel, and/or replicas thereof, as shown and described.

DESCRIPTION

FIG. 1 is a perspective view of a vehicle wheel, toy vehicle wheel, and/or replicas thereof according to the design; FIG. 2 is an additional perspective view thereof; FIG. 3 is an additional perspective view thereof; FIG. 4 is a front view thereof; FIG. 5 is a rear view thereof in a lighter gray scale, representing environmental features that form no part of the claimed design; and, FIG. 6 is a side view thereof.

1 Claim, 6 Drawing Sheets



(56)

References Cited

U.S. PATENT DOCUMENTS

D808,326 S * 1/2018 Chung D12/211
D821,283 S * 6/2018 Juergens D12/209
D821,952 S * 7/2018 Khachatryan D12/209
D822,573 S * 7/2018 Juergens D12/209

FOREIGN PATENT DOCUMENTS

EM 002015602-0004 8/2013
EM 002156554-0006 12/2014

* cited by examiner




Fig. 1




Fig. 2




Fig. 3




Fig. 4




Fig. 5




Fig. 6