



US00D847073S

(12) **United States Design Patent**
Khachatryan

(10) **Patent No.:** **US D847,073 S**

(45) **Date of Patent:** **** Apr. 30, 2019**

(54) **VEHICLE WHEEL, TOY VEHICLE WHEEL,
AND/OR REPLICAS THEREOF**

(71) Applicant: **Bayerische Motoren Werke
Aktiengesellschaft, Munich (DE)**

(72) Inventor: **David Khachatryan, Munich (DE)**

(73) Assignee: **Bayerische Motoren Werke
Aktiengesellschaft, Munich (DE)**

(**) Term: **15 Years**

(21) Appl. No.: **29/641,412**

(22) Filed: **Mar. 22, 2018**

(30) **Foreign Application Priority Data**

Sep. 25, 2017 (DE) 40 2017 101 070

(51) **LOC (11) Cl.** **12-16**

(52) **U.S. Cl.**
USPC **D12/209**

(58) **Field of Classification Search**
USPC D12/204–213; D21/533, 561, 563
CPC B60B 7/00; B60B 7/02; B60B 7/04; B60B
7/06; B60B 3/02; B60B 3/04; B60B 3/06;
B60B 3/10; B60B 1/00; B60B 1/08;
B60B 1/10; B60B 1/12
See application file for complete search history.

(56) **References Cited**

U.S. PATENT DOCUMENTS

D603,318 S	11/2009	Luciani et al.	
D656,877 S *	4/2012	Ikeda	D12/209
D659,628 S *	5/2012	Pollmann	D12/211
D661,239 S *	6/2012	Pollmann	D12/209
D667,769 S	9/2012	Pollmann	
D671,473 S	11/2012	Zurian	

D689,810 S *	9/2013	Mindt	D12/209
D697,466 S	1/2014	Pollmann	
D720,272 S *	12/2014	Rueckheim	D12/209
D723,990 S *	3/2015	Muntada Roura	D12/209
D733,024 S *	6/2015	Valencia Pollex	D12/209
D738,805 S	9/2015	Rueckheim	
D740,194 S *	10/2015	Valencia Pollex	D12/209
D764,370 S *	8/2016	Chung	D12/209
D784,892 S	4/2017	Groth	
D787,415 S	5/2017	Juergens et al.	
D801,906 S *	11/2017	Burki	D12/211
D819,538 S *	6/2018	Badstuebner	D12/211

(Continued)

FOREIGN PATENT DOCUMENTS

EM	001099592-0003	11/2009
EM	001867169-0005	6/2013

(Continued)

Primary Examiner — Sheryl Lane

Assistant Examiner — Calvin E Vansant

(74) *Attorney, Agent, or Firm* — Crowell & Moring LLP

(57) **CLAIM**

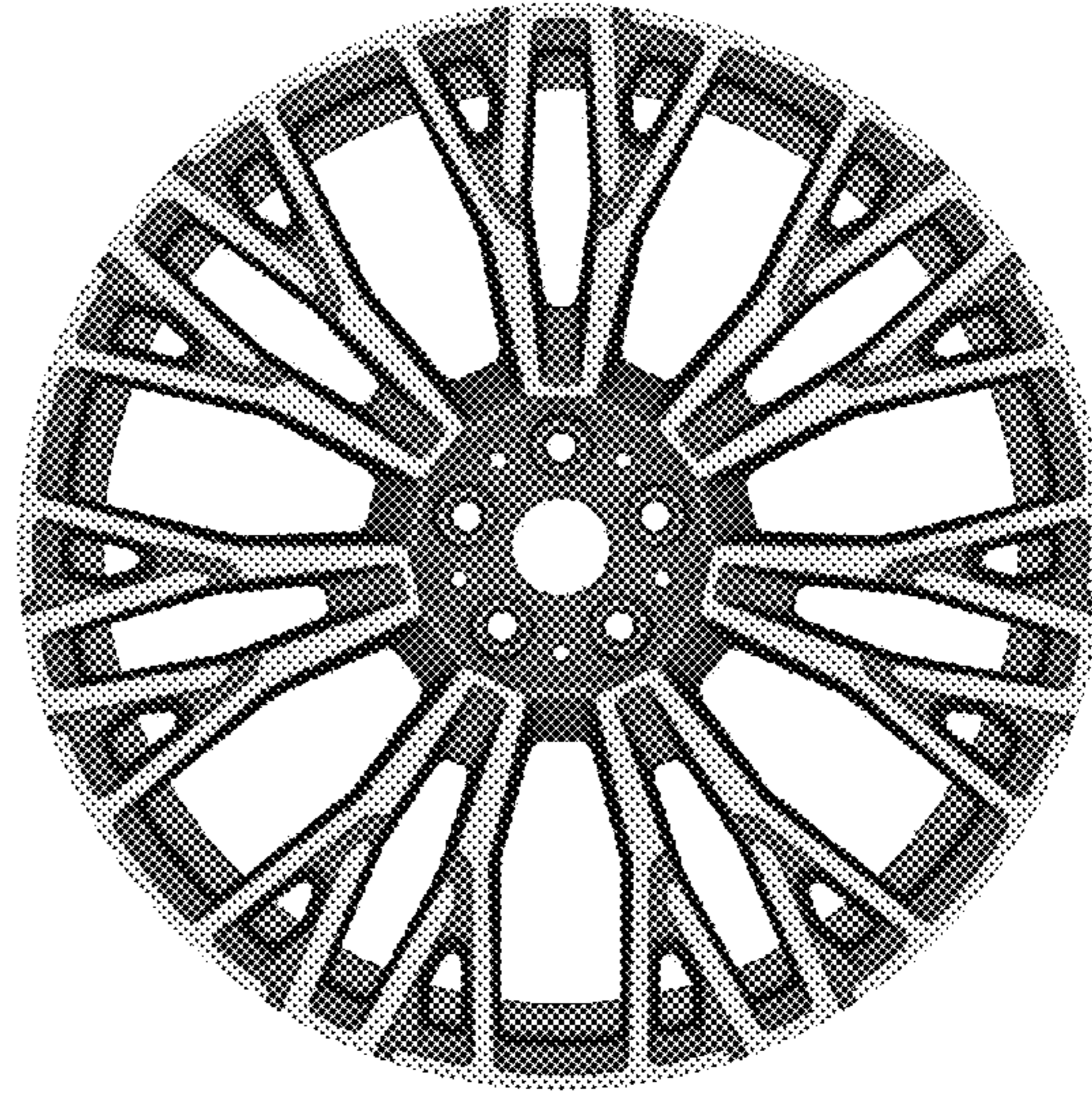
The ornamental design for a vehicle wheel, toy vehicle wheel, and/or replicas thereof, as shown and described.

DESCRIPTION

FIG. 1 is a perspective view of a vehicle wheel, toy vehicle wheel, and/or replicas thereof according to the design; FIG. 2 is an additional perspective view thereof; FIG. 3 is an additional perspective view thereof; FIG. 4 is a front view thereof; FIG. 5 is a rear view thereof; and, FIG. 6 is a side view thereof.

The entire rear view of the vehicle wheel shown in FIG. 5 is depicted with low-contrast gray scale to show environmental subject matter and forms no part of the claim.

1 Claim, 6 Drawing Sheets



(56)

References Cited

U.S. PATENT DOCUMENTS

D828,264 S * 9/2018 Owens D12/209
D830,933 S * 10/2018 Zhao D12/209

FOREIGN PATENT DOCUMENTS

EM 002015602-0004 8/2013
EM 001908807-0008 9/2013

* cited by examiner



Fig. 1



Fig. 2



Fig. 3



Fig. 4




Fig. 5




Fig. 6