



US00D847068S

(12) **United States Design Patent**
Juergens et al.

(10) **Patent No.:** **US D847,068 S**
(45) **Date of Patent:** **** Apr. 30, 2019**

(54) **VEHICLE WHEEL, TOY VEHICLE WHEEL,
AND/OR REPLICAS THEREOF**

(71) Applicant: **Bayerische Motoren Werke
Aktiengesellschaft, Munich (DE)**

(72) Inventors: **Dirk Juergens, Munich (DE); Rainer
Mueller, Munich (DE)**

(73) Assignee: **Bayerische Motoren Werke
Aktiengesellschaft, Munich (DE)**

(**) Term: **15 Years**

(21) Appl. No.: **29/636,544**

(22) Filed: **Feb. 9, 2018**

(30) **Foreign Application Priority Data**

Aug. 17, 2017 (DE) 40 2017 100 915

(51) **LOC (11) Cl.** **12-16**

(52) **U.S. Cl.**
USPC **D12/209**

(58) **Field of Classification Search**

USPC D12/204–213; D21/533, 561, 563
CPC B60B 7/00; B60B 7/02; B60B 7/04; B60B
7/06; B60B 3/02; B60B 3/04; B60B 3/06;
B60B 3/10; B60B 1/00; B60B 1/08;
B60B 1/10; B60B 1/12

See application file for complete search history.

(56) **References Cited**

U.S. PATENT DOCUMENTS

D510,554 S 10/2005 Markefka
D582,331 S 12/2008 Blasi
D598,834 S 8/2009 Juergens et al.
D615,018 S 5/2010 Truebsbach
D626,052 S 10/2010 Majdanzic
D630,564 S 1/2011 Baum

D660,769 S 5/2012 Pollmann
D671,059 S 11/2012 Pollmann
D684,517 S * 6/2013 Scheinhutte D12/211
D737,748 S * 9/2015 Henstridge D12/209
D761,179 S * 7/2016 Chung D12/209
D774,436 S * 12/2016 Valencia Pollex D12/209
D784,892 S 4/2017 Groth

(Continued)

FOREIGN PATENT DOCUMENTS

EM 000010442-0002 7/2003
EM 000062591-0005 5/2004
EM 000735758-0004 7/2007

(Continued)

Primary Examiner — Sheryl Lane

Assistant Examiner — Calvin E Vansant

(74) *Attorney, Agent, or Firm* — Crowell & Moring LLP

(57) **CLAIM**

The ornamental design for a vehicle wheel, toy vehicle wheel, and/or replicas thereof, as shown and described.

DESCRIPTION

This application contains subject matter related to the following co-pending U.S. design patent application:

Application Ser. No. 29/632,367, filed Jan. 8, 2018 and entitled “Vehicle Wheel, Toy Vehicle Wheel, and/or Replicas Thereof.”

FIG. 1 is a perspective view of a vehicle wheel, toy vehicle wheel, and/or replicas thereof according to the design;

FIG. 2 is an additional perspective view thereof;

FIG. 3 is an additional perspective view thereof;



FIG. 4 is a front view thereof;

FIG. 5 is a rear view thereof; and,

FIG. 6 is a side view thereof.

FIG. 5 is shown in low-contrast rendering to depict environmental subject matter and forms no part of the claim.

1 Claim, 6 Drawing Sheets



(56)

References Cited

U.S. PATENT DOCUMENTS

D801,906 S * 11/2017 Burki D12/211
D828,264 S * 9/2018 Owens D12/209

FOREIGN PATENT DOCUMENTS

EM	001049324-0002	9/2009
EM	000825609-0004	11/2009
EM	001598277-0011	1/2010
EM	001684507-0004	10/2010
EM	001714668-0002	1/2011
EM	001908807-0001	9/2013
EM	002016113-0011	9/2013

* cited by examiner



Fig. 1



Fig. 2



Fig. 3



Fig. 4




Fig. 5




Fig. 6