



US00D847051S

(12) **United States Design Patent**  
**DiCanzio**

(10) **Patent No.:** **US D847,051 S**

(45) **Date of Patent:** **\*\* Apr. 30, 2019**

(54) **VEHICLE FRONT BUMPER**

(71) Applicant: **Turn 5, Inc.**, Malvern, PA (US)

(72) Inventor: **Michael DiCanzio**, West Chester, PA (US)

(73) Assignee: **Turn 5, Inc.**, Paoli, PA (US)

(\*\*) Term: **15 Years**

(21) Appl. No.: **29/626,379**

(22) Filed: **Nov. 16, 2017**

(51) **LOC (11) Cl.** ..... **12-16**

(52) **U.S. Cl.**  
USPC ..... **D12/171; D12/169**

(58) **Field of Classification Search**  
USPC ..... D12/86, 90, 91, 92, 163, 164, 169, 171, D12/196, 216  
CPC ..... B60R 19/02; B60R 19/18; B60R 19/24; B60R 19/56; B60R 2019/007; B62D 25/0845  
See application file for complete search history.

(56) **References Cited**

**U.S. PATENT DOCUMENTS**

D300,128 S *	3/1989	Brennan	.....	D12/169
D375,067 S *	10/1996	Bronstein	.....	D12/169
D432,469 S *	10/2000	Nelson	.....	D12/169
D454,098 S *	3/2002	McGuinness	.....	D12/171
D455,988 S *	4/2002	McGuinness	.....	D12/171
D502,433 S *	3/2005	McClanahan	.....	D12/169
7,703,834 B1 *	4/2010	Hardy	.....	B60R 9/06 296/102
D744,384 S *	12/2015	Harriton	.....	D12/169
D744,387 S *	12/2015	Harriton	.....	D12/169
D751,012 S *	3/2016	Hare	.....	D12/169
D760,133 S *	6/2016	Bennett	.....	D12/171

D771,537 S *	11/2016	Hare	.....	D12/169
D775,013 S *	12/2016	Bennett	.....	D12/169
D775,016 S *	12/2016	Reynolds	.....	D12/171
D776,582 S *	1/2017	Bennett	.....	D12/169
D777,619 S *	1/2017	Barajas	.....	D12/167
D792,817 S *	7/2017	McMath	.....	D12/169
D792,818 S *	7/2017	McMath	.....	D12/169
D793,304 S *	8/2017	McMath	.....	D12/169
D794,519 S *	8/2017	McMath	.....	D12/169
D796,399 S *	9/2017	Steen	.....	D12/169
D800,036 S *	10/2017	Bennett	.....	D12/169
D826,115 S *	8/2018	Chi	.....	D12/172
D833,922 S *	11/2018	DiCanzio	.....	D12/163
2017/0088076 A1 *	3/2017	Fujimoto	.....	B60R 19/44

\* cited by examiner

*Primary Examiner* — Darlington Ly

(74) *Attorney, Agent, or Firm* — Schott, P.C.

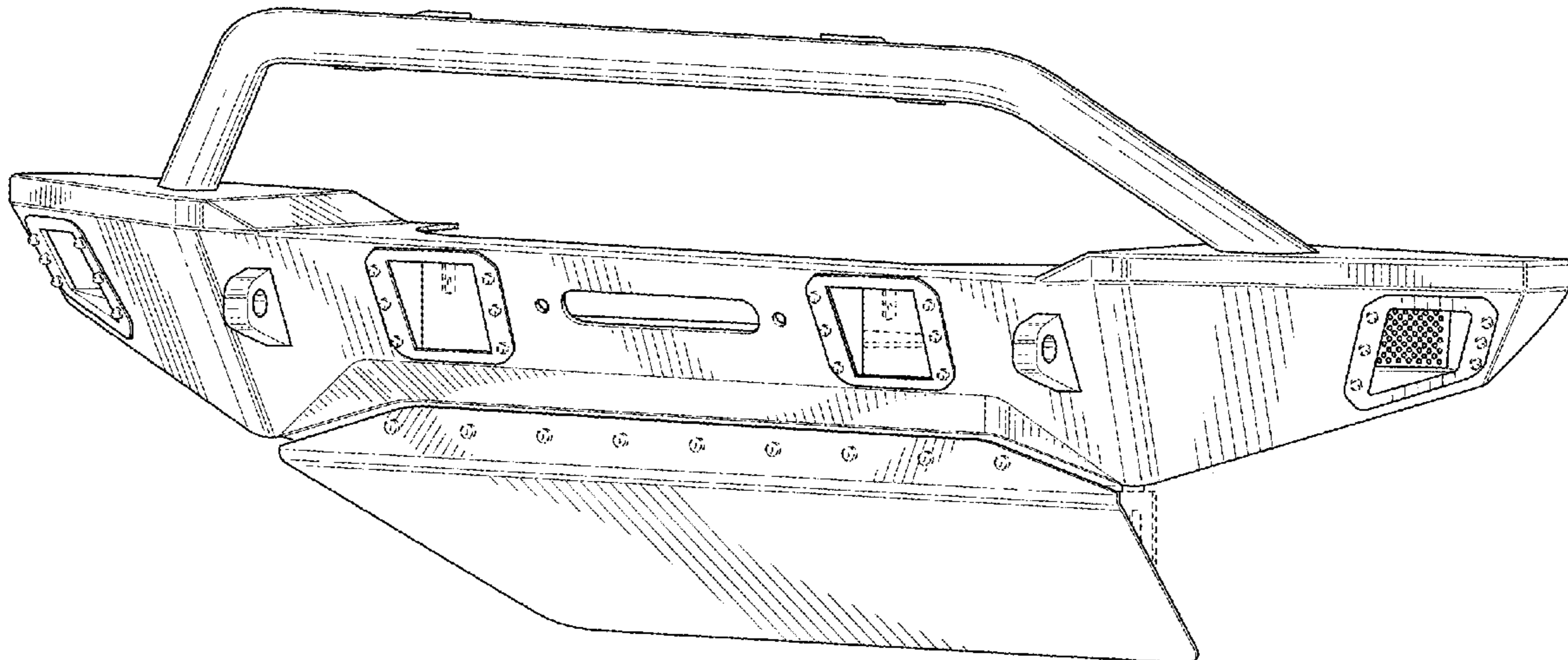
(57) **CLAIM**

The ornamental design for a vehicle front bumper, as shown and described.

**DESCRIPTION**

FIG. 1 is a front and left side perspective view of a vehicle front bumper showing my new design; FIG. 2 is a front and right side perspective view thereof; FIG. 3 is a front elevation view thereof; FIG. 4 is a rear elevation view thereof; FIG. 5 is a left side elevation view thereof; FIG. 6 is a right side elevation view thereof; FIG. 7 is a bottom plan view thereof; FIG. 8 is a top plan view thereof; and, FIG. 9 is a front and left side perspective view thereof when installed on an exemplary vehicle. The broken lines in the drawings illustrate portions of the vehicle front bumper and an environmental vehicle structure that do not form part of the claimed design.

**1 Claim, 8 Drawing Sheets**



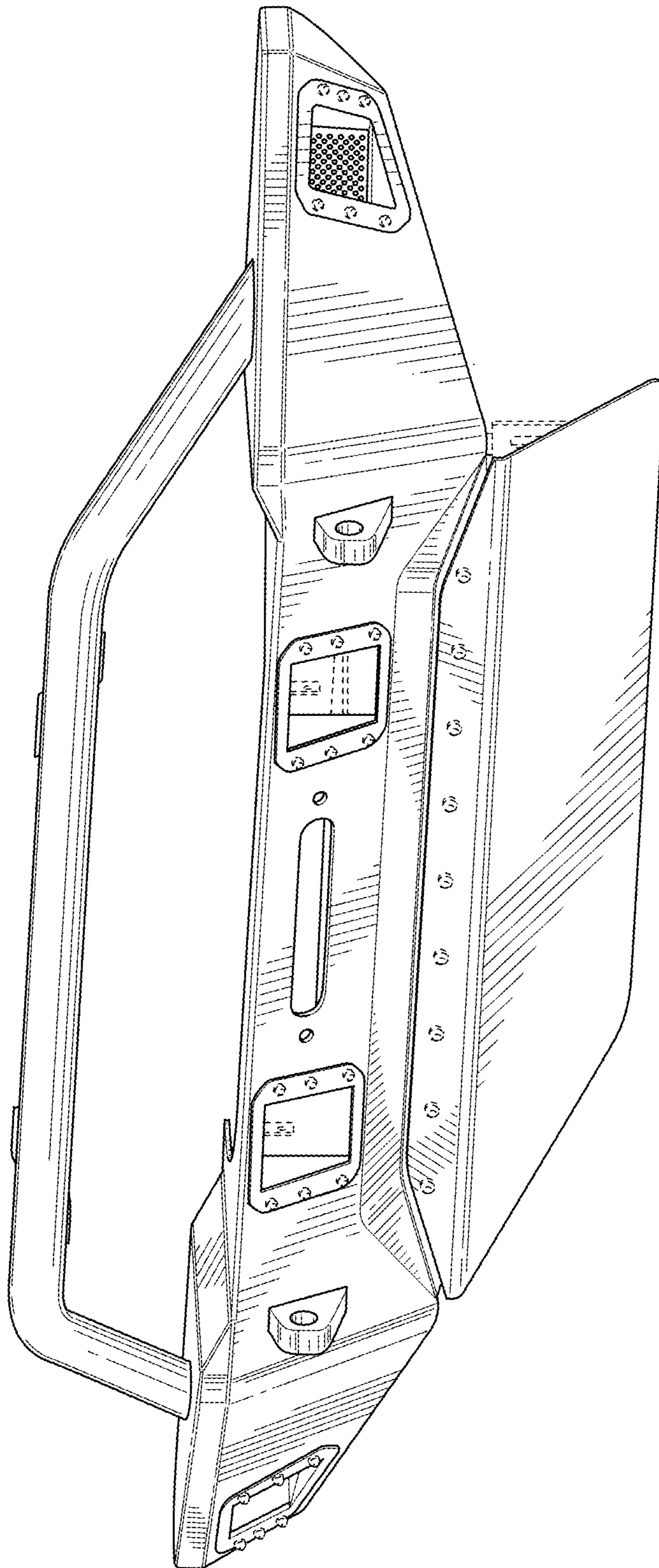


FIG. 1

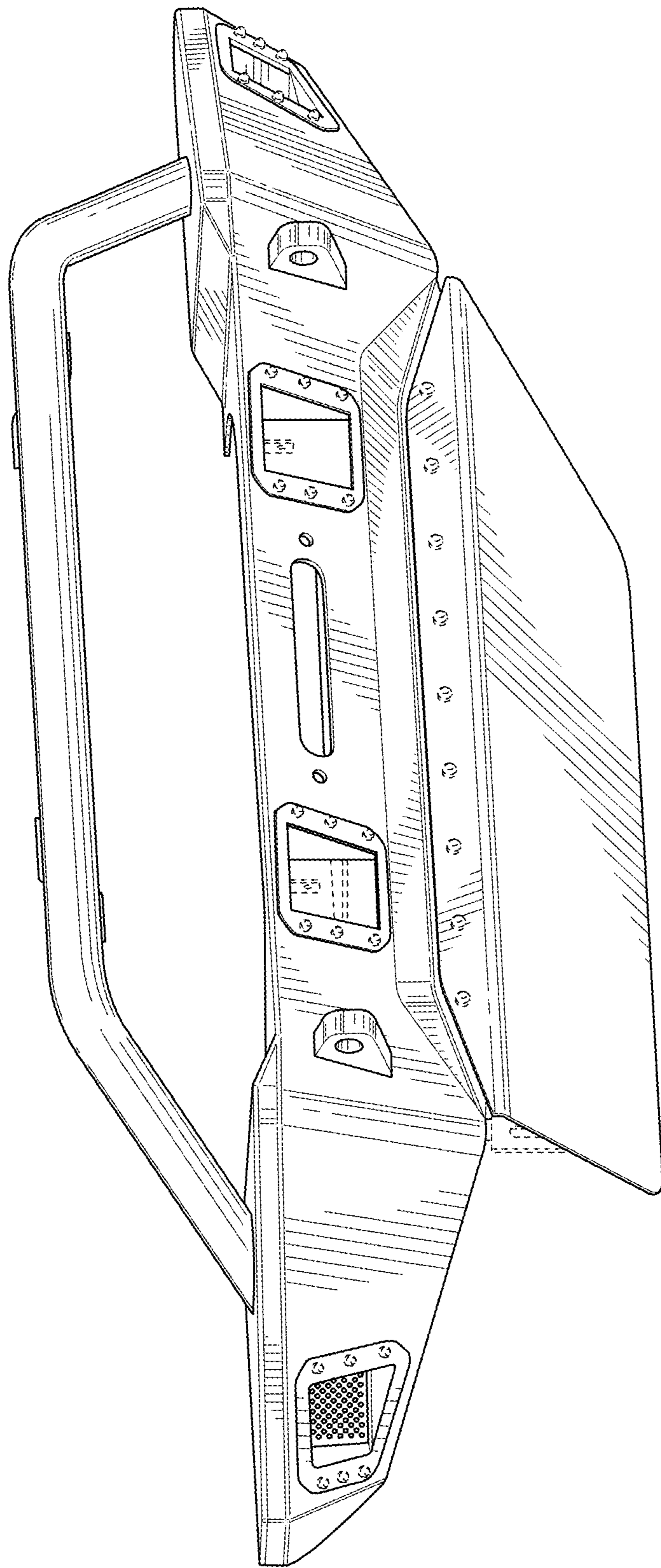


FIG. 2



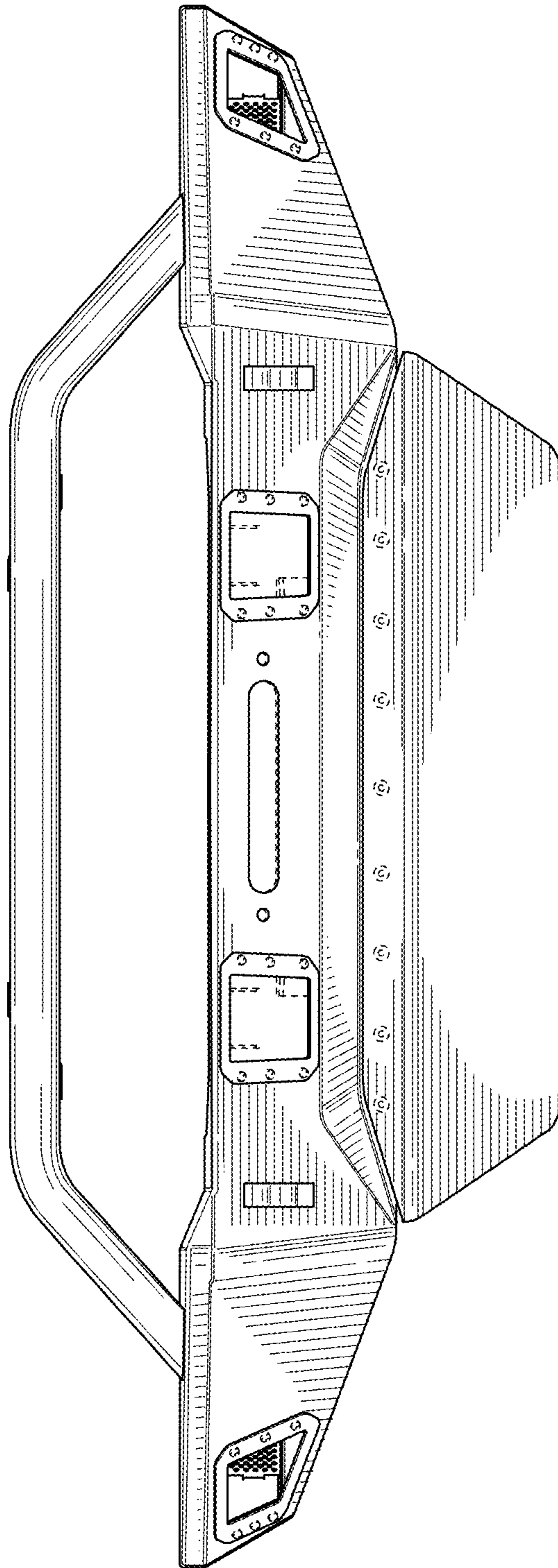


FIG. 3

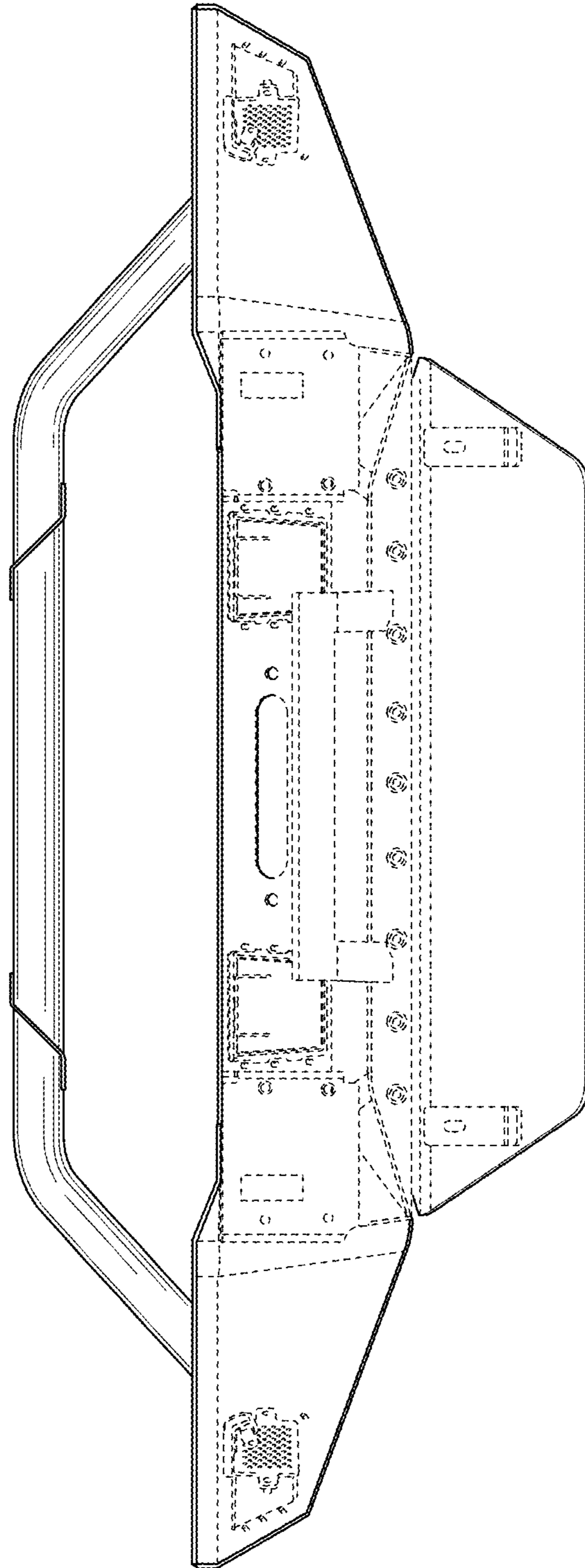


FIG. 4

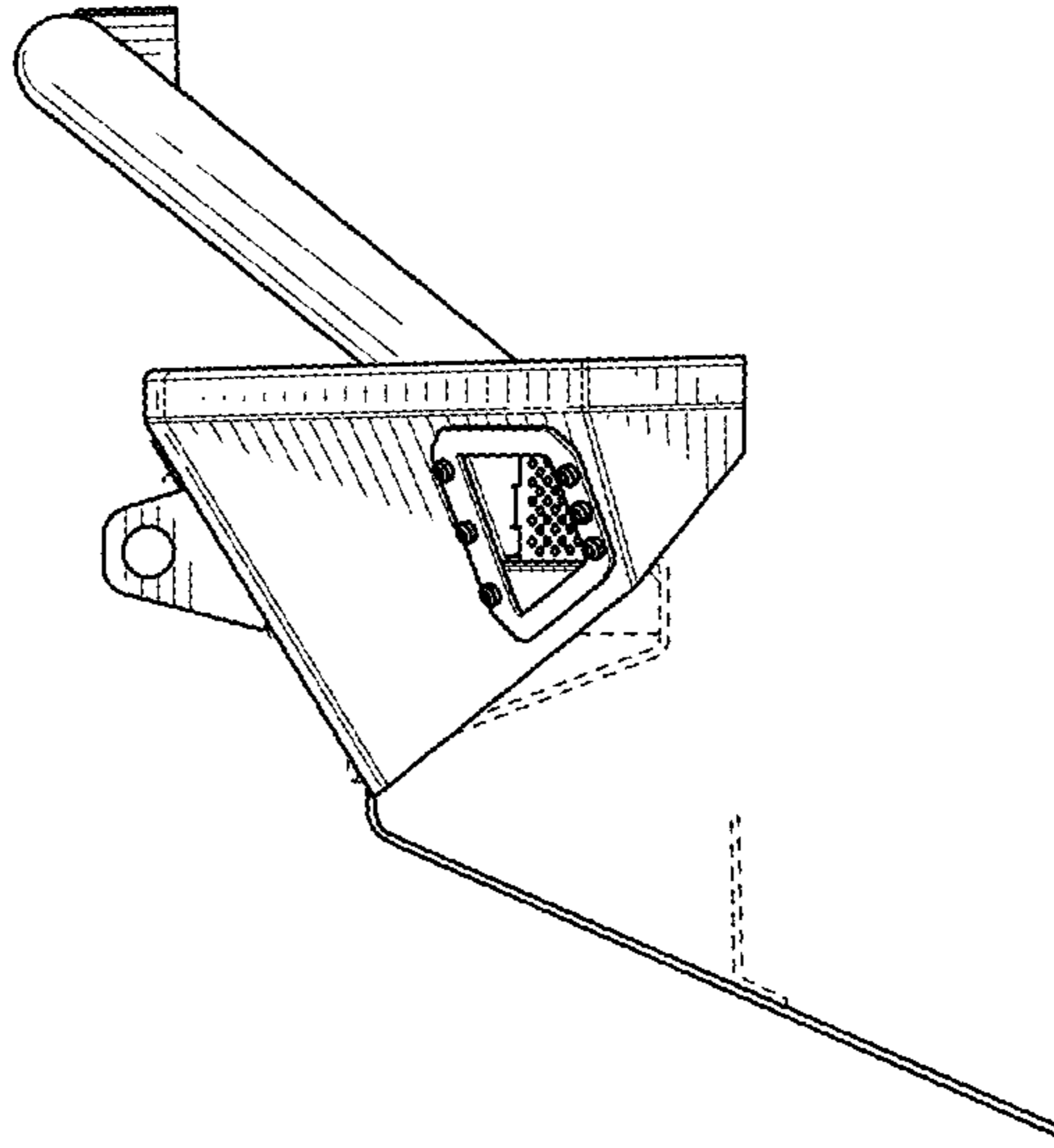


FIG. 5

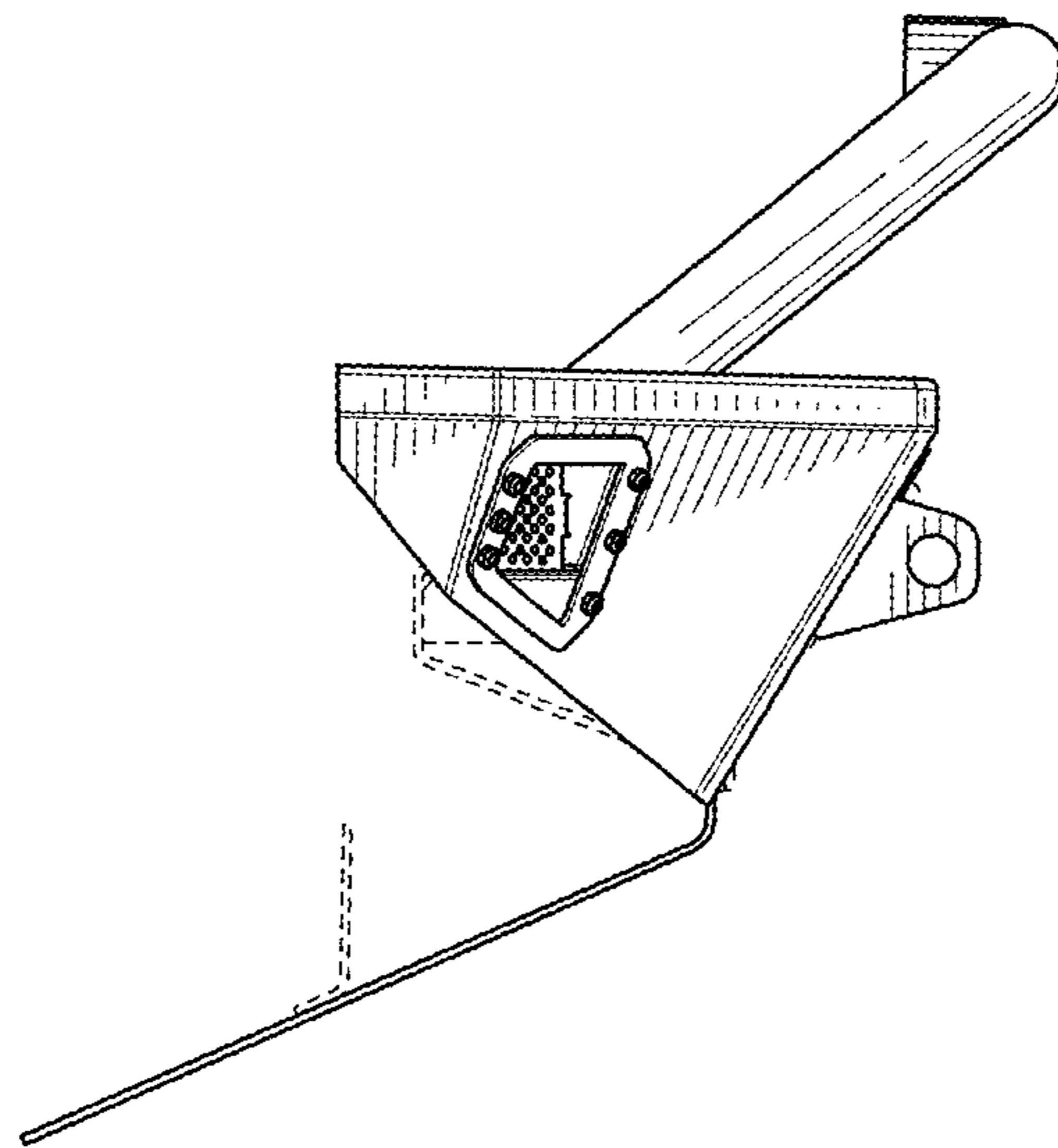


FIG. 6

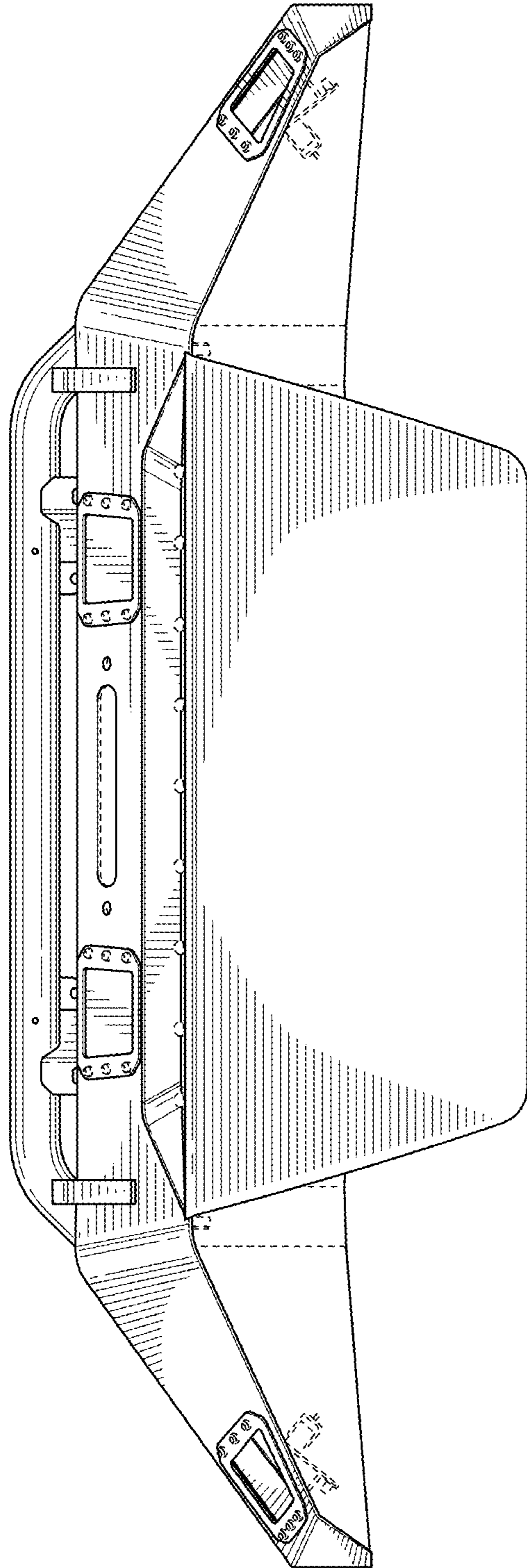


FIG. 7

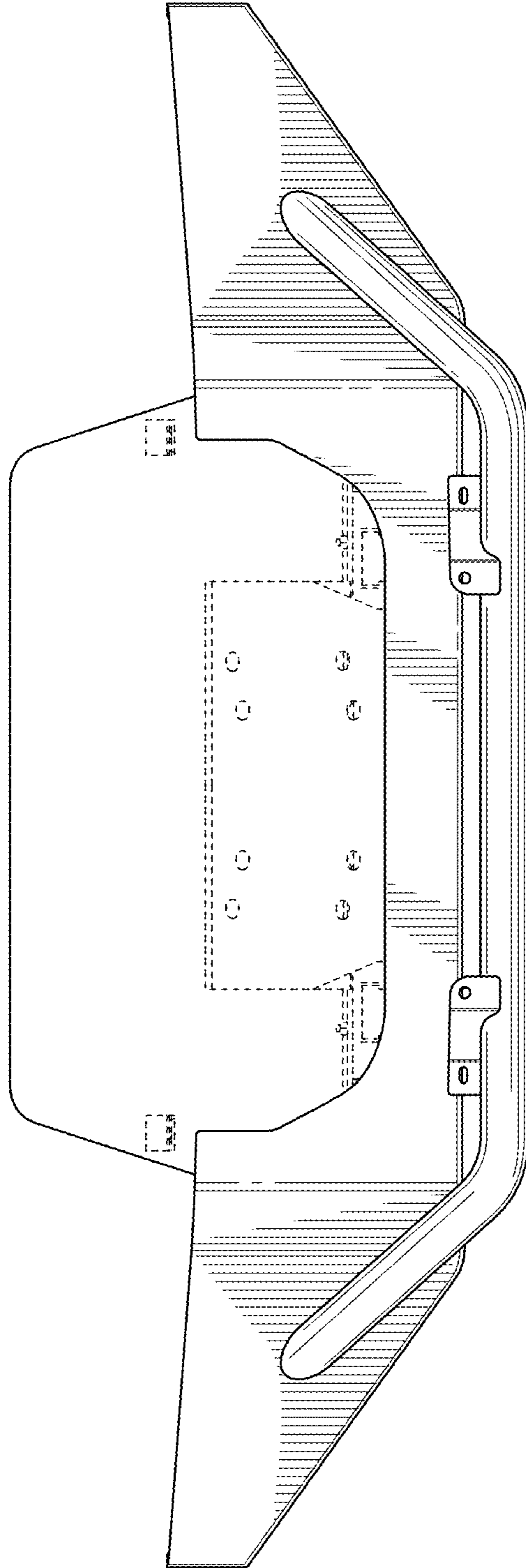


FIG. 8



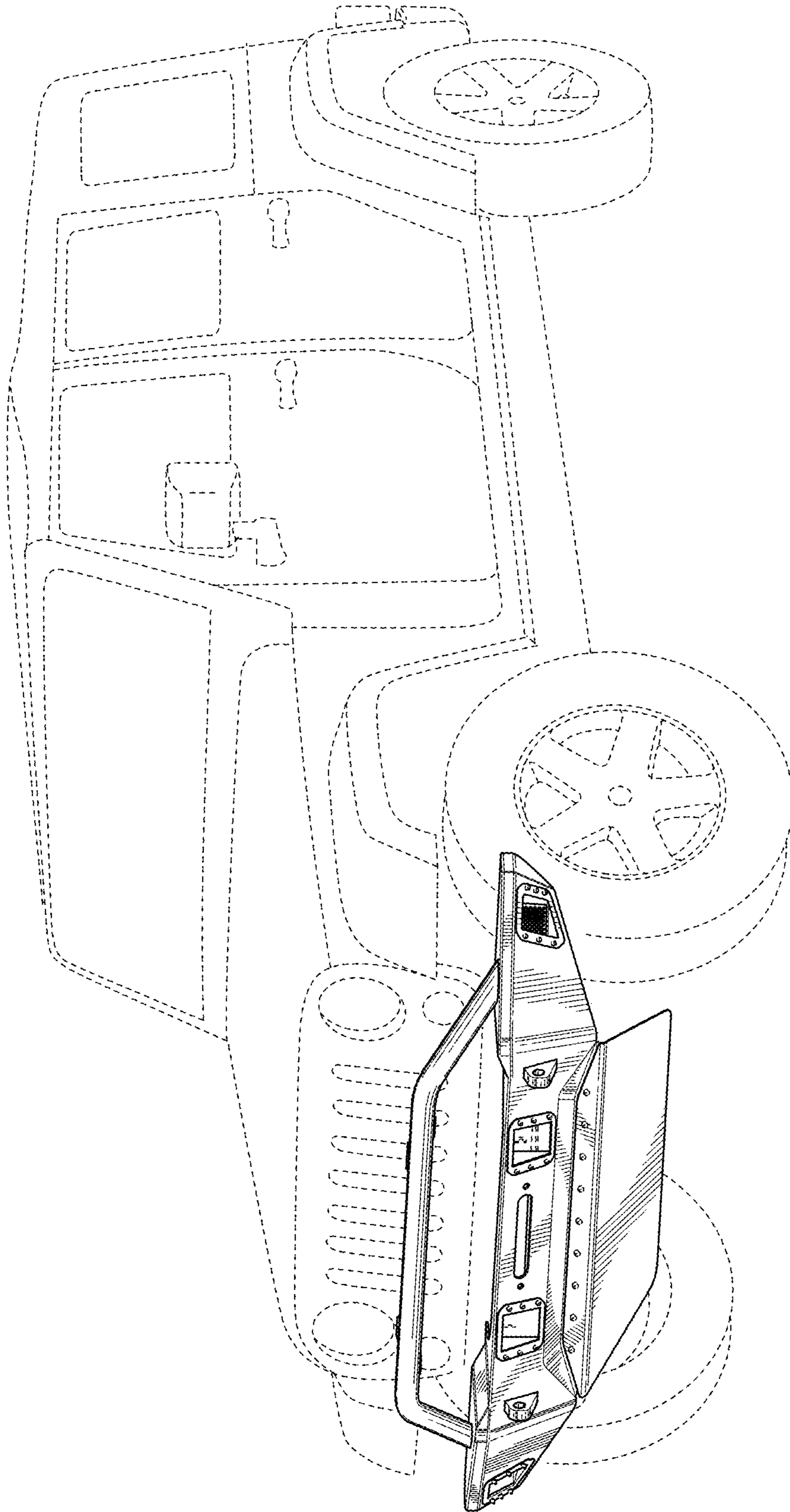


FIG. 9