



US00D847048S

(12) **United States Design Patent** (10) **Patent No.:** **US D847,048 S**
Patel et al. (45) **Date of Patent:** **** Apr. 30, 2019**

(54) **FRONT BUMPER FOR A VEHICLE**
(71) Applicant: **Jaguar Land Rover Limited**, Whitley,
Coventry (GB)
(72) Inventors: **Paven Patel**, Coventry (GB); **Alex Chan**, Coventry (GB)
(73) Assignee: **Jaguar Land Rover Limited**, Whitley,
Coventry (GB)

D801,248 S * 10/2017 Zheng D12/203
D801,256 S * 10/2017 Kasparian D12/425
D801,891 S * 11/2017 Scheinhutte D12/169
D817,826 S * 5/2018 Seo D12/169
D829,619 S * 10/2018 Kim D12/169

* cited by examiner

Primary Examiner — Melody N Brown

(74) *Attorney, Agent, or Firm* — Wood Herron & Evans
LLP

(**) Term: **15 Years**
(21) Appl. No.: **29/629,398**
(22) Filed: **Dec. 13, 2017**

(57) **CLAIM**

The ornamental design for a front bumper, as shown and described.

(30) **Foreign Application Priority Data**

DESCRIPTION

Jun. 15, 2017 (EM) 004049054
Jun. 15, 2017 (EM) 004050029

(51) **LOC (11) Cl.** **12-16**
(52) **U.S. Cl.**
USPC **D12/169**

(58) **Field of Classification Search**
USPC D12/169; 293/102, 113, 115, 117, 120;
296/180.1, 180.2
CPC B60R 19/02; B60R 19/04; B62D 25/08
See application file for complete search history.

FIG. 1 is a right, front perspective view of a front bumper for a vehicle showing our new design;
FIG. 2 is a left, front perspective view thereof;
FIG. 3 is a left, rear perspective view thereof;
FIG. 4 is a right, rear perspective view thereof;
FIG. 5 is a front elevational view thereof;
FIG. 6 is a rear elevational view thereof;
FIG. 7 is a left side elevational view thereof;
FIG. 8 is a right side elevational view thereof;
FIG. 9 is a top plan view thereof;
FIG. 10 is a bottom plan view thereof; and,
FIG. 11 is another front elevational view thereof shown on a vehicle.


(56) **References Cited**

U.S. PATENT DOCUMENTS

D670,627 S * 11/2012 Fetherston D12/169
D711,796 S * 8/2014 Futschik D12/169
D718,677 S * 12/2014 Whang D12/169
D727,225 S * 4/2015 Rugar D12/169
D786,748 S * 5/2017 Hellwig D12/169
D801,237 S * 10/2017 Jang D12/169
D801,241 S * 10/2017 Park D12/169

The portions of the vehicle shown in the FIG. 11 drawing view in a de-emphasized and half-tone form outside the broken lines and the broken lines representing the boundary and configuration of what is claimed as the design are all for environmental and illustrative purposes only and form no part of the claimed design.

1 Claim, 11 Drawing Sheets






FIG. 1




FIG. 2




FIG. 3




FIG. 4




FIG. 5




FIG. 6




FIG. 7




FIG. 8



FIG. 9



FIG. 10

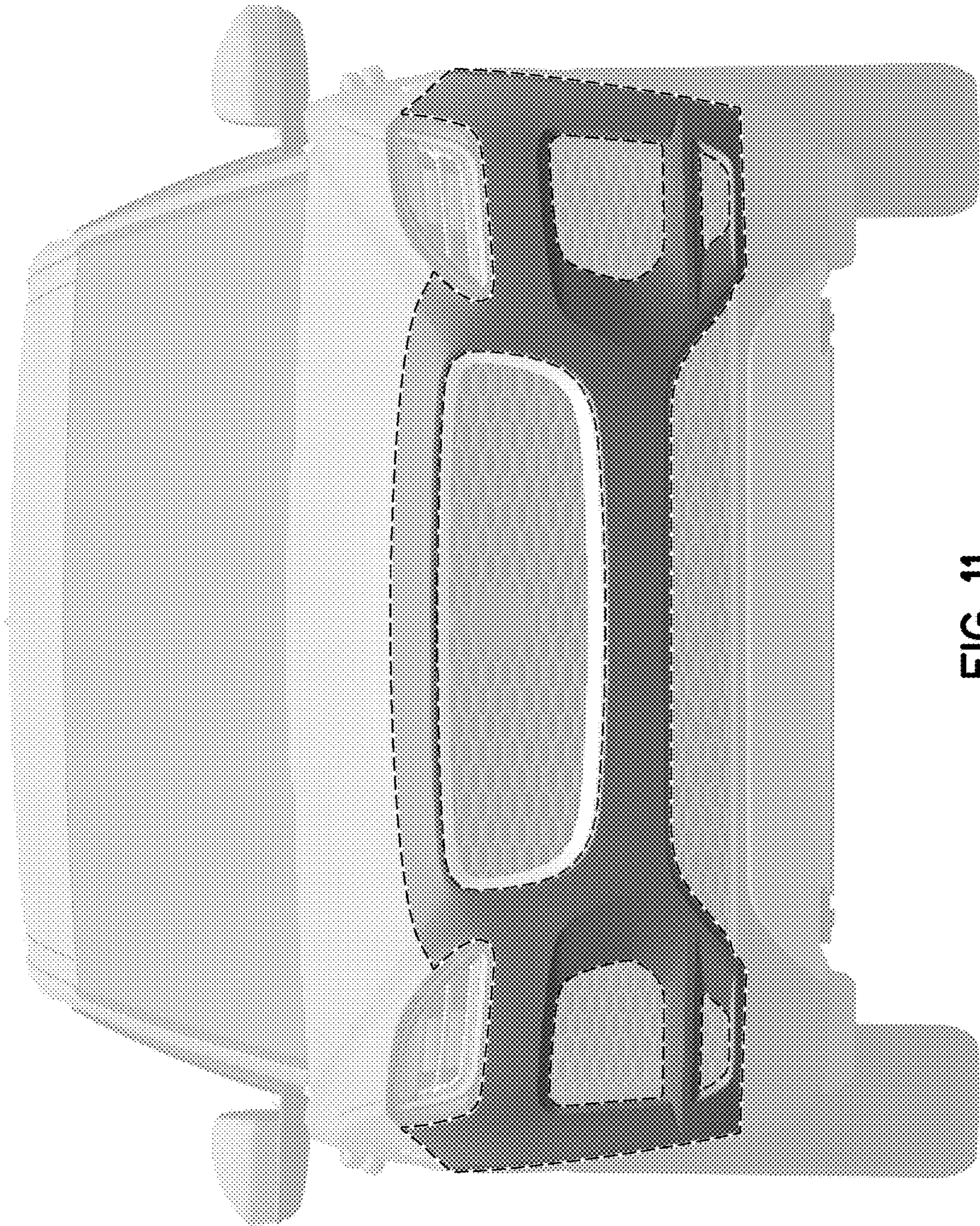


FIG. 11