



US00D847040S

(12) **United States Design Patent**
Von Holzhausen et al.

(10) **Patent No.:** **US D847,040 S**
(45) **Date of Patent:** **** Apr. 30, 2019**

- (54) **GRILLE**
- (71) Applicant: **Tesla, Inc.**, Palo Alto, CA (US)
- (72) Inventors: **Franz Von Holzhausen**, Malibu, CA (US); **David Tadashi Imai**, Los Angeles, CA (US); **Randy Rodriguez**, Torrance, CA (US)
- (73) Assignee: **Tesla, Inc.**, Palo Alto, CA (US)
- (**) Term: **15 Years**
- (21) Appl. No.: **29/619,068**
- (22) Filed: **Sep. 26, 2017**
- (51) **LOC (11) Cl.** **12-16**
- (52) **U.S. Cl.**
USPC **D12/163**
- (58) **Field of Classification Search**
USPC D12/163, 164, 165, 166, 167, 168, 169, D12/170, 171, 172, 173, 181
CPC B60K 11/08; B62L 39/16; B60R 19/50; B62D 25/08
See application file for complete search history.

(56) **References Cited**

U.S. PATENT DOCUMENTS

D307,124 S *	4/1990	Hayashi	D12/163
D379,467 S *	5/1997	Martin	D15/89
7,147,079 B2 *	12/2006	Brun	B60H 1/00357 180/309
D593,460 S *	6/2009	Schiavone	D12/163
D680,921 S *	4/2013	Jara	D12/163
D692,804 S *	11/2013	Song	D12/163
D698,704 S *	2/2014	Rupar	D12/163
D701,804 S *	4/2014	Campbell	D12/169
D754,571 S *	4/2016	Boniface	D12/163
D769,778 S *	10/2016	Messale	D12/163
D780,644 S *	3/2017	Kim	D12/163

D786,743 S *	5/2017	Smith	D12/163
D787,988 S *	5/2017	Lee	D12/163
D788,656 S *	6/2017	Svensson	D12/163
D791,653 S *	7/2017	Svensson	D12/163
9,821,754 B2 *	11/2017	Farooq	B60R 19/12
D805,968 S *	12/2017	Piscitelli	D12/163
D806,616 S *	1/2018	Granlund	D12/163
D813,732 S *	3/2018	Whitla	D12/163
D815,994 S *	4/2018	Nakamura	D12/163
D823,179 S *	7/2018	Platto	D12/163
D824,812 S *	8/2018	Loeb	D12/163
D825,403 S *	8/2018	Whitla	D12/163
D827,510 S *	9/2018	Kim	D12/163
D827,511 S *	9/2018	Woodhouse	D12/163
D827,513 S *	9/2018	Gueler	D12/163
D830,918 S *	10/2018	Kozub	D12/163
D831,545 S *	10/2018	Smock	D12/163

* cited by examiner

Primary Examiner — Susan Bennett Hattan

Assistant Examiner — Suzanne E Tisdell

(74) *Attorney, Agent, or Firm* — Haynes and Boone, LLP

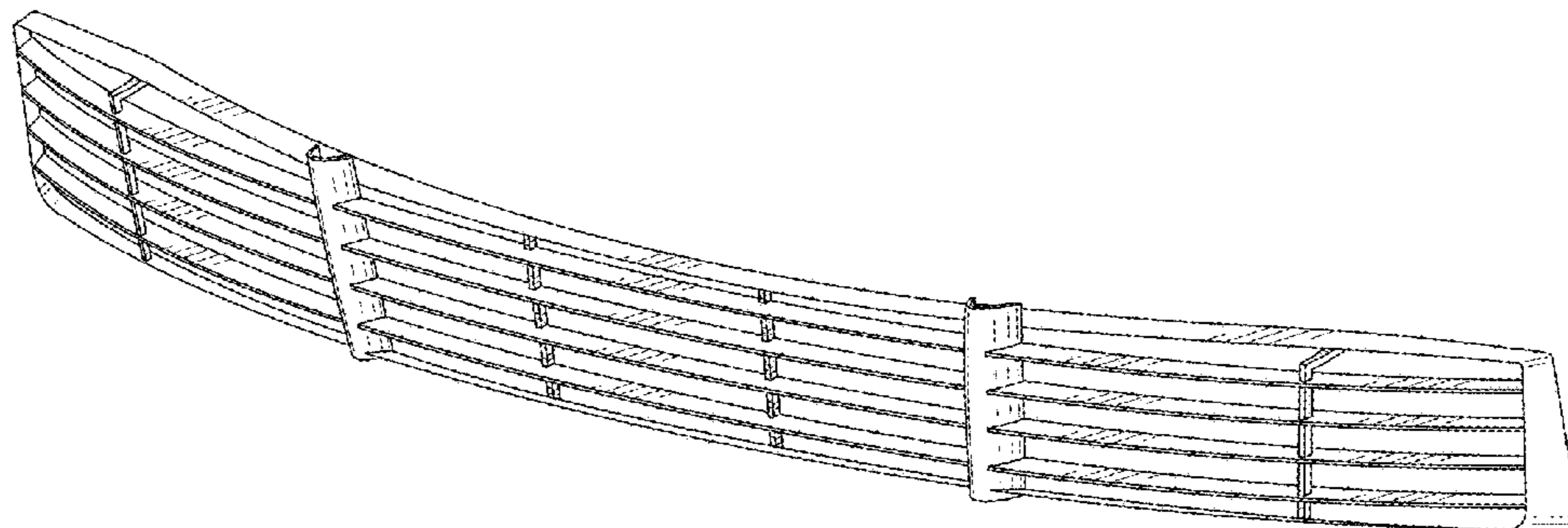
(57) **CLAIM**

The ornamental design for a grille, as shown and described.

DESCRIPTION

FIG. 1 is a side-perspective view of a grille.
 FIG. 2 is a front view of the grille of FIG. 1.
 FIG. 3 is a back view of the grille of FIG. 1.
 FIG. 4 is a left-side view of the grille of FIG. 1.
 FIG. 5 is a right-side view of the grille of FIG. 1.
 FIG. 6 is a top view of the grille of FIG. 1.
 FIG. 7 is a bottom view of the grille of FIG. 1; and,
 FIG. 8 is a perspective view of the grille of FIG. 1 as part of a semi-truck cab exterior; details of the semi-truck cab exterior form no part of the claimed design.
 The items shown with broken lines form no part of the claimed design.

1 Claim, 7 Drawing Sheets



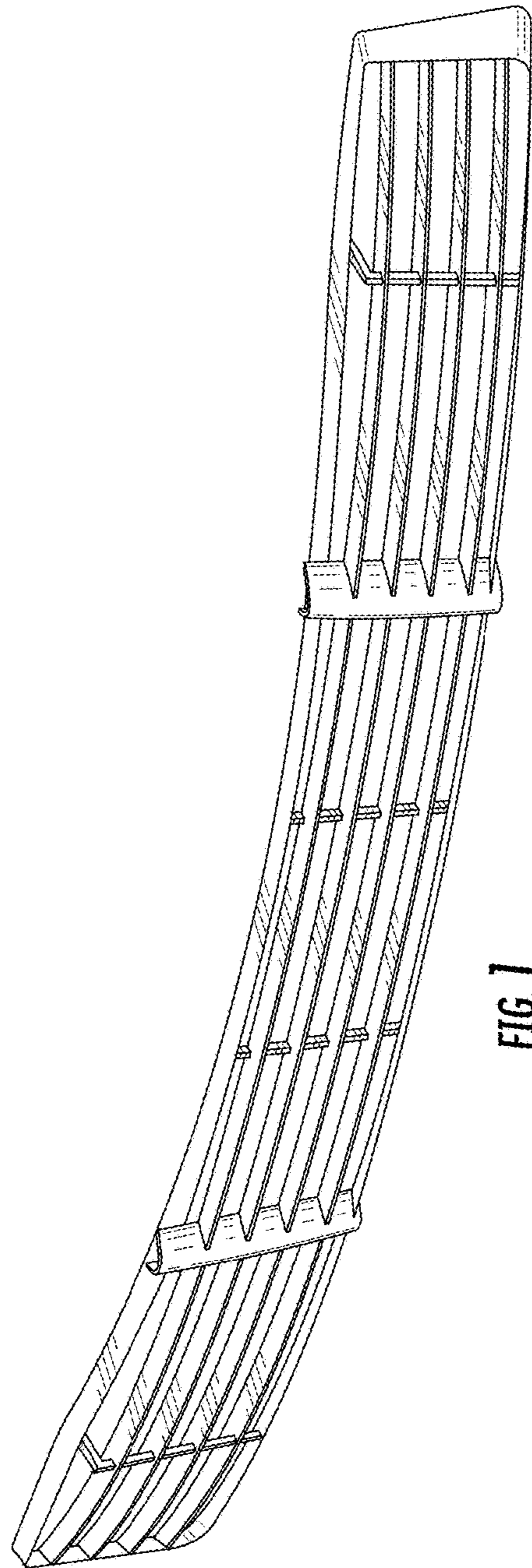


FIG. 1

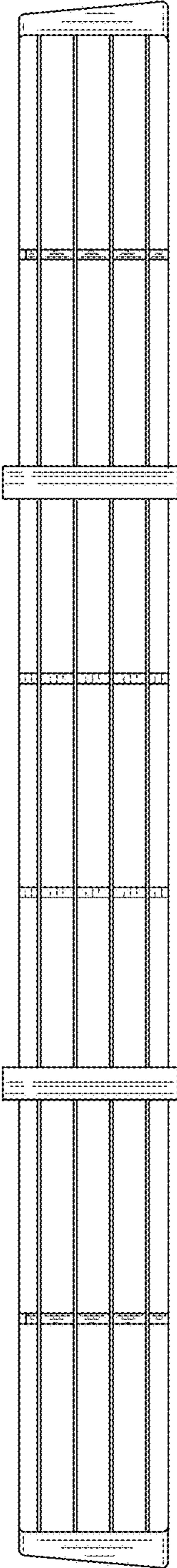


FIG. 2

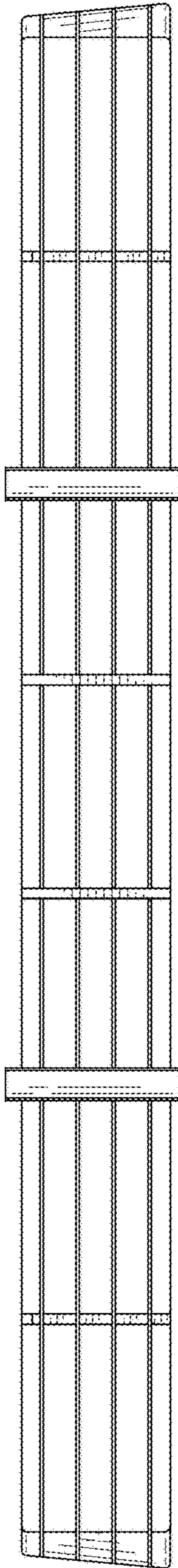


FIG. 3

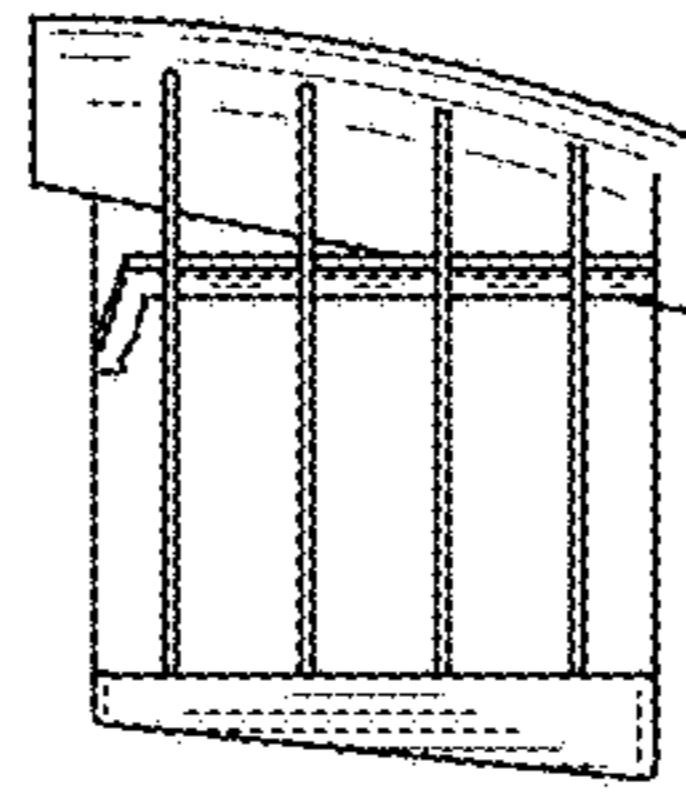


FIG. 5




FIG. 4

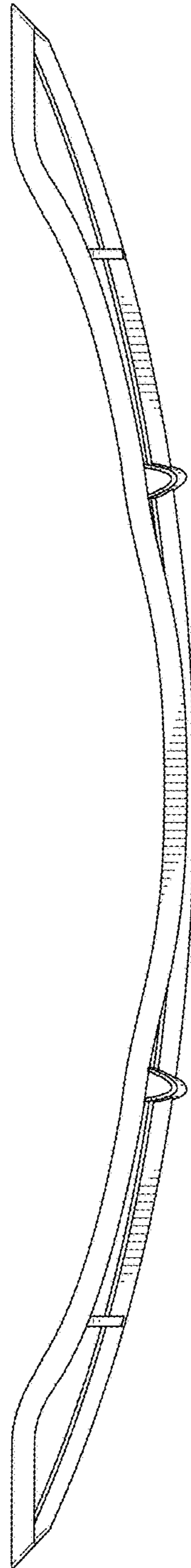


FIG. 6

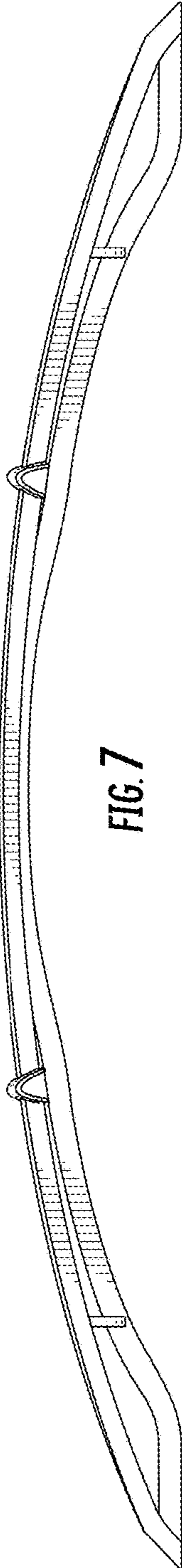


FIG. 7

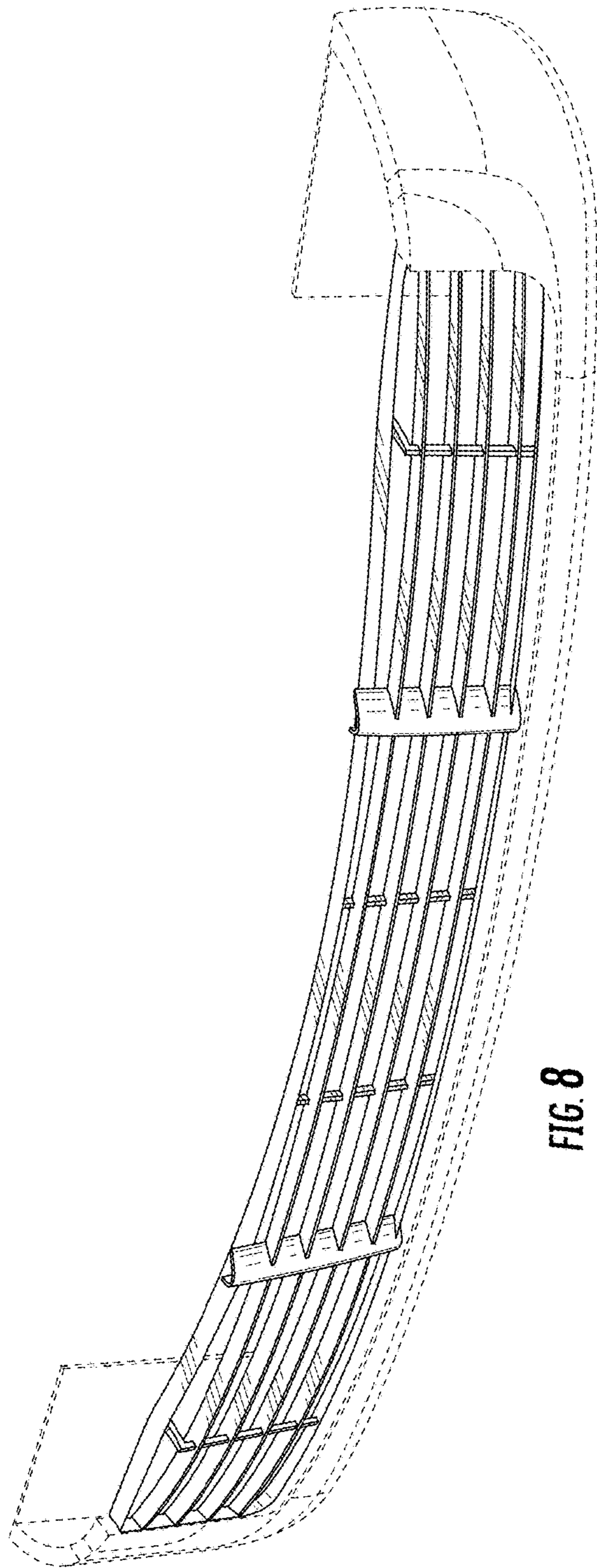


FIG. 8