



US00D847023S

(12) **United States Design Patent** (10) **Patent No.:** **US D847,023 S**  
**Taylor et al.** (45) **Date of Patent:** **\*\* Apr. 30, 2019**

(54) **VEHICLE, TOY, AND/OR REPLICAS THEREOF**

(71) Applicant: **Bayerische Motoren Werke Aktiengesellschaft, Munich (DE)**

(72) Inventors: **Giles Gradwell Taylor, Haimhausen (DE); Marcus Syring, Munich (DE)**

(73) Assignee: **Bayerische Motoren Werke Aktiengesellschaft, Munich (DE)**

(\*\*) Term: **15 Years**

(21) Appl. No.: **29/606,176**

(22) Filed: **Jun. 2, 2017**

(30) **Foreign Application Priority Data**

Dec. 5, 2016 (DE) ..... 40 2016 101 458

(51) **LOC (11) Cl.** ..... **12-08**

(52) **U.S. Cl.**  
USPC ..... **D12/91**

(58) **Field of Classification Search**  
USPC ..... D12/86, 88, 91, 92, 169, 214, 215, 407, D12/16.1, 300, 305, 317, 319, 328, 344, D12/345, 406, 412, 413, 414, 414.1, 110, D12/114, 126, 409, 410, 415, 115, 120, D12/402, 408, 533-604, 900, 90, 421, D12/433, 434, 107, 401, 424  
CPC ..... B60R 19/02; B60R 19/04; B62D 25/08; B62D 35/00; B62D 25/00; B62D 25/06; B62D 33/00

See application file for complete search history.

(56) **References Cited**

**U.S. PATENT DOCUMENTS**

D204,980 S \* 6/1966 de Coye de Castelet ..... D12/91  
D216,960 S \* 3/1970 Wilfert ..... D12/92  
D235,860 S \* 7/1975 Wilfert ..... D12/92

D258,425 S \* 3/1981 Scherenberg ..... D12/92  
D473,165 S \* 4/2003 Djordjevic .....  
D479,154 S \* 9/2003 Krugger ..... D12/91  
D511,483 S \* 11/2005 Djordjevic ..... D12/92  
D543,899 S \* 6/2007 Nicholas ..... D12/92  
D553,050 S \* 10/2007 Barrington ..... D12/91  
D558,096 S \* 12/2007 Nicholas ..... D12/92  
D558,642 S \* 1/2008 van Braeckel ..... D12/92  
D623,989 S \* 9/2010 Thurner .....  
D658,545 S \* 5/2012 Van Braeckel ..... D12/91  
D668,183 S \* 10/2012 Smart ..... D12/92  
D685,679 S \* 7/2013 Van Braeckel ..... D12/92  
D687,739 S \* 8/2013 Roura ..... D12/91

(Continued)

**FOREIGN PATENT DOCUMENTS**

EM 001558883-0001 4/2010  
EM 002086223-0001 8/2012  
WO WO DM/061823 12/2002

*Primary Examiner* — Robin V Webster

*Assistant Examiner* — Rachel A Voorhies

(74) *Attorney, Agent, or Firm* — Crowell & Moring LLP

(57) **CLAIM**

The ornamental design for a vehicle, toy, and/or replicas thereof, as shown and described.

**DESCRIPTION**

This application contains subject matter related to the following co-pending U.S. design patent application:

Application Ser. No. 29/606,175, filed herewith and entitled "Vehicle, Toy, and/or Replicas Thereof".

FIG. 1 is a left, front perspective view of a vehicle, toy, and/or replicas thereof according to the design;

FIG. 2 is a left side view thereof;

FIG. 3 is a right side view thereof;

FIG. 4 is a left, rear perspective view thereof;

FIG. 5 is a front view thereof;

FIG. 6 is a rear view thereof; and,

FIG. 7 is a top view thereof.

**1 Claim, 7 Drawing Sheets**



(56)

**References Cited**

U.S. PATENT DOCUMENTS

D715,691	S	*	10/2014	Badstebner .....	D12/91
D717,212	S	*	11/2014	Thurner .....	D12/92
D765,546	S	*	9/2016	Kimoto .....	D12/91
D766,132	S	*	9/2016	Kubo .....	D12/91
D780,069	S	*	2/2017	Thurner .....	D12/92
D783,455	S	*	4/2017	Christ .....	D12/91
D811,939	S	*	3/2018	Lee .....	D12/91
D814,355	S	*	4/2018	Bischoff .....	D12/91
D825,386	S	*	8/2018	Donckerwolke .....	D12/92
D825,388	S	*	8/2018	Karras .....	D12/92
D830,233	S	*	10/2018	Taylor .....	D12/92

\* cited by examiner



Fig. 1




Fig. 2




Fig. 3



Fig. 4




Fig. 5




Fig. 6






Fig. 7