



US00D847017S

(12) **United States Design Patent**  
**Kim**

(10) **Patent No.:** **US D847,017 S**

(45) **Date of Patent:** **\*\* \*Apr. 30, 2019**

- (54) **DRONE**
- (71) Applicant: **Samsung Electronics Co., Ltd.**,  
Suwon-si (KR)
- (72) Inventor: **Minsoo Kim**, Seoul (KR)
- (73) Assignee: **SAMSUNG ELECTRONICS CO., LTD.**,  
Suwon-si (KR)
- (\*) Notice: This patent is subject to a terminal disclaimer.
- (\*\*) Term: **15 Years**
- (21) Appl. No.: **29/600,854**
- (22) Filed: **Apr. 17, 2017**

- D430,530 S \* 9/2000 Milde, Jr. .... D12/320
- D543,928 S \* 6/2007 Sanders, Jr. .... B64C 27/12
- D12/319
- D569,332 S \* 5/2008 Brunner ..... D12/325
- D634,257 S \* 3/2011 Alexander ..... D12/326
- D648,809 S \* 11/2011 Seydoux ..... D21/441
- D659,771 S \* 5/2012 Seydoux ..... D21/441
- 8,214,088 B2 \* 7/2012 Lefebure ..... A63H 27/12
- 244/189
- 8,662,438 B2 \* 3/2014 Savoye ..... A63H 27/12
- 244/17.11
- D708,272 S \* 7/2014 Schmelter ..... D12/16.1
- 8,991,740 B2 \* 3/2015 Olm ..... B60F 5/02
- 244/2
- D740,201 S \* 10/2015 Wang ..... D12/326
- D747,775 S \* 1/2016 Colin ..... D12/16.1
- D751,025 S \* 3/2016 Howell ..... D12/16.1
- D761,690 S \* 7/2016 Friesmuth ..... D12/16.1
- 9,529,086 B2 \* 12/2016 Taoka ..... G01N 15/06
- D776,569 S \* 1/2017 Baruchin ..... D12/16.1

(Continued)

- (30) **Foreign Application Priority Data**
- Oct. 18, 2016 (KR) ..... 30-2016-0049820
- (51) **LOC (11) Cl.** ..... **12-07**
- (52) **U.S. Cl.**
- USPC ..... **D12/16.1; D21/443**
- (58) **Field of Classification Search**
- USPC ..... D12/16.1, 319, 325, 326, 327, 328,  
D12/329-345, 1; D21/436, 441, 442,  
D21/443, 444, 445-453
- CPC ..... B64C 39/024; B64C 2201/141; B64C  
2201/00; B64C 2201/108
- See application file for complete search history.

*Primary Examiner* — Marissa J Cash  
 (74) *Attorney, Agent, or Firm* — McAndrews Held & Malloy, Ltd.

(57) **CLAIM**

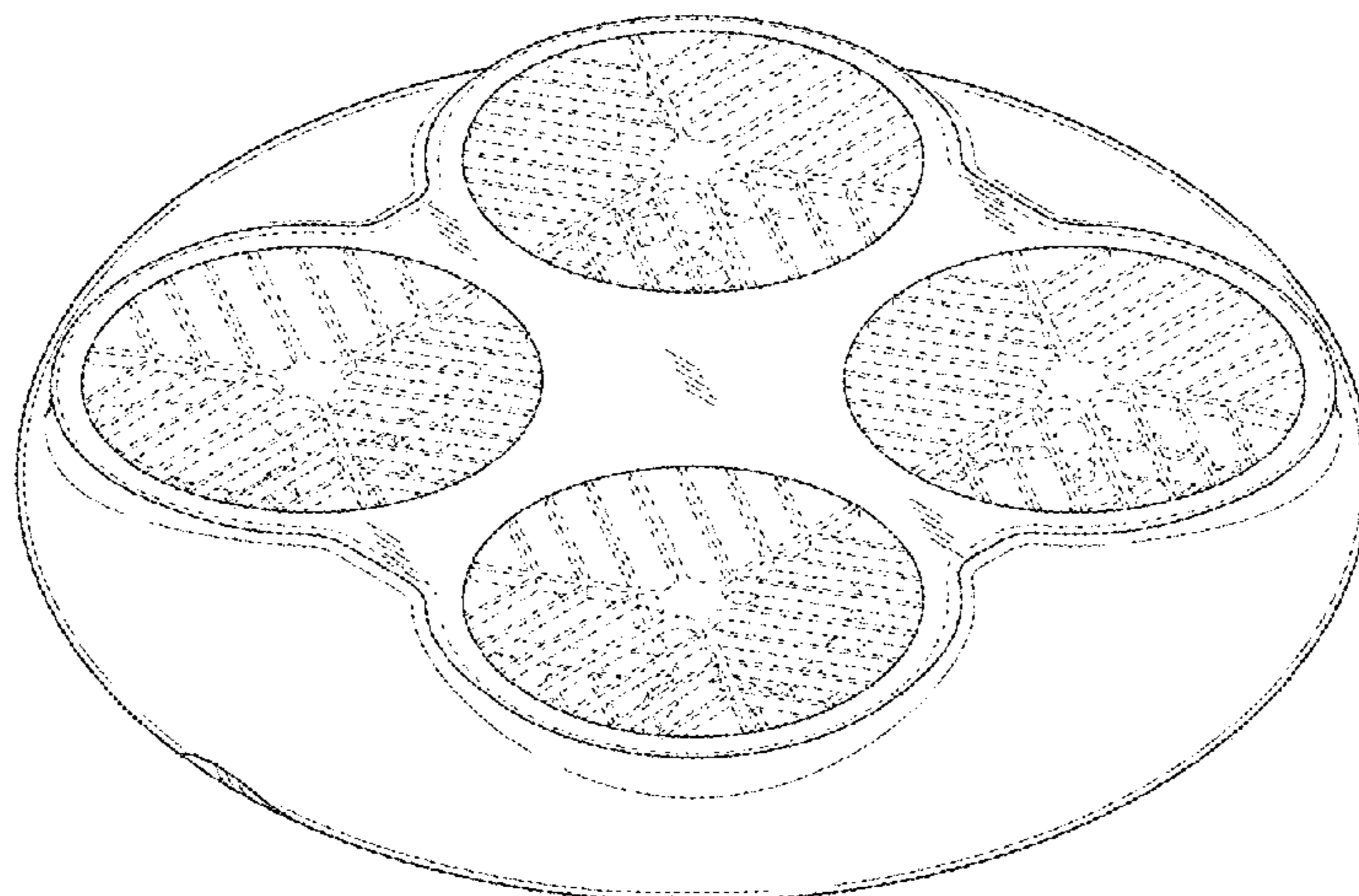
The ornamental design for a drone, as shown and described.

**DESCRIPTION**

FIG. 1 is a top perspective view of a drone showing my new design;  
 FIG. 2 is a front elevation view thereof;  
 FIG. 3 is a rear elevation view thereof;  
 FIG. 4 is a left side elevation view thereof;  
 FIG. 5 is a right side elevation view thereof;  
 FIG. 6 is a top plan view thereof;  
 FIG. 7 is a bottom plan view thereof; and,  
 FIG. 8 is a bottom perspective view thereof.  
 The broken lines in the drawings illustrate portions of the drone that form no part of the claimed design.

- (56) **References Cited**
- U.S. PATENT DOCUMENTS
- D189,462 S \* 12/1960 Vogt ..... D12/329
- D197,447 S \* 2/1964 Friedrich ..... 244/12.2
- D218,365 S \* 8/1970 Sherwood ..... D12/325
- D238,938 S \* 2/1976 Mollar ..... D12/325
- D320,378 S \* 10/1991 Webster ..... D12/319
- D418,805 S \* 1/2000 Cycon ..... 244/12.3

**1 Claim, 5 Drawing Sheets**



(56)

References Cited

U.S. PATENT DOCUMENTS

D776,570 S \* 1/2017 Baruchin ..... D12/16.1  
 D787,372 S \* 5/2017 Ketcher ..... D12/16.1  
 D789,248 S \* 6/2017 Ketcher ..... D12/16.1  
 D798,221 S \* 9/2017 Kaiser ..... D12/325  
 9,802,700 B1 \* 10/2017 Essary ..... B64C 39/024  
 D808,329 S \* 1/2018 Parks ..... D12/328  
 9,889,930 B2 \* 2/2018 Welsh ..... B64C 39/024  
 D815,580 S \* 4/2018 Kim ..... D12/325  
 D830,228 S \* 10/2018 Grassi ..... D12/16.1  
 D830,897 S \* 10/2018 Choi ..... D12/16.1  
 2007/0102565 A1 \* 5/2007 Speer ..... B64C 39/024  
 244/2  
 2007/0105474 A1 \* 5/2007 Gotou ..... A63H 27/02  
 446/37  
 2009/0008510 A1 \* 1/2009 Posva ..... B64C 15/14  
 244/7 R  
 2009/0283629 A1 \* 11/2009 Kroetsch ..... A63H 27/12  
 244/17.23  
 2011/0299732 A1 \* 12/2011 Jonchery ..... A63H 27/12  
 382/103  
 2012/0012692 A1 \* 1/2012 Kroo ..... B64C 29/0025  
 244/6  
 2014/0374532 A1 \* 12/2014 Duffy ..... B64C 37/02  
 244/2  
 2015/0148988 A1 \* 5/2015 Fleck ..... G05D 1/0011  
 701/2

2015/0346721 A1 \* 12/2015 Werner ..... G05D 1/0016  
 701/2  
 2016/0132057 A1 \* 5/2016 Kim ..... B64C 39/024  
 701/2  
 2016/0200415 A1 \* 7/2016 Cooper ..... A63H 27/12  
 244/17.15  
 2016/0291445 A1 \* 10/2016 Fisher, Sr. .... G03B 15/006  
 2016/0378105 A1 \* 12/2016 Tanigawa ..... B08B 5/04  
 134/18  
 2017/0032587 A1 \* 2/2017 Cheatham, III ..... G07C 5/008  
 2017/0053674 A1 \* 2/2017 Fisher ..... H04N 21/84  
 2017/0113800 A1 \* 4/2017 Freeman ..... B64C 39/024  
 2017/0123417 A1 \* 5/2017 Gil ..... G05D 1/0038  
 2017/0152060 A1 \* 6/2017 Morisawa ..... B64D 47/08  
 2017/0166309 A1 \* 6/2017 Sekiya ..... B64D 11/062  
 2017/0193707 A1 \* 7/2017 Seiler ..... G06T 19/006  
 2017/0197713 A1 \* 7/2017 Borman ..... A47L 5/12  
 2017/0205826 A1 \* 7/2017 Smith ..... G05D 1/0094  
 2017/0225782 A1 \* 8/2017 Kohstall ..... B64C 39/024  
 2017/0225783 A1 \* 8/2017 Fisher ..... B64C 39/024  
 2017/0313439 A1 \* 11/2017 Holt ..... B64D 45/08  
 2017/0313441 A1 \* 11/2017 Tsai ..... B64C 39/024  
 2017/0316701 A1 \* 11/2017 Gil ..... B64C 39/024  
 2017/0323257 A1 \* 11/2017 Cheatham, III ... G06Q 10/0832  
 2017/0336806 A1 \* 11/2017 Blanc-Paques ..... G05D 1/042  
 2017/0374277 A1 \* 12/2017 Dobashi ..... B64C 39/024  
 2018/0009549 A1 \* 1/2018 Sullivan ..... B64F 1/22  
 2018/0111684 A1 \* 4/2018 Namgoong ..... B64C 39/024

\* cited by examiner

FIG. 1

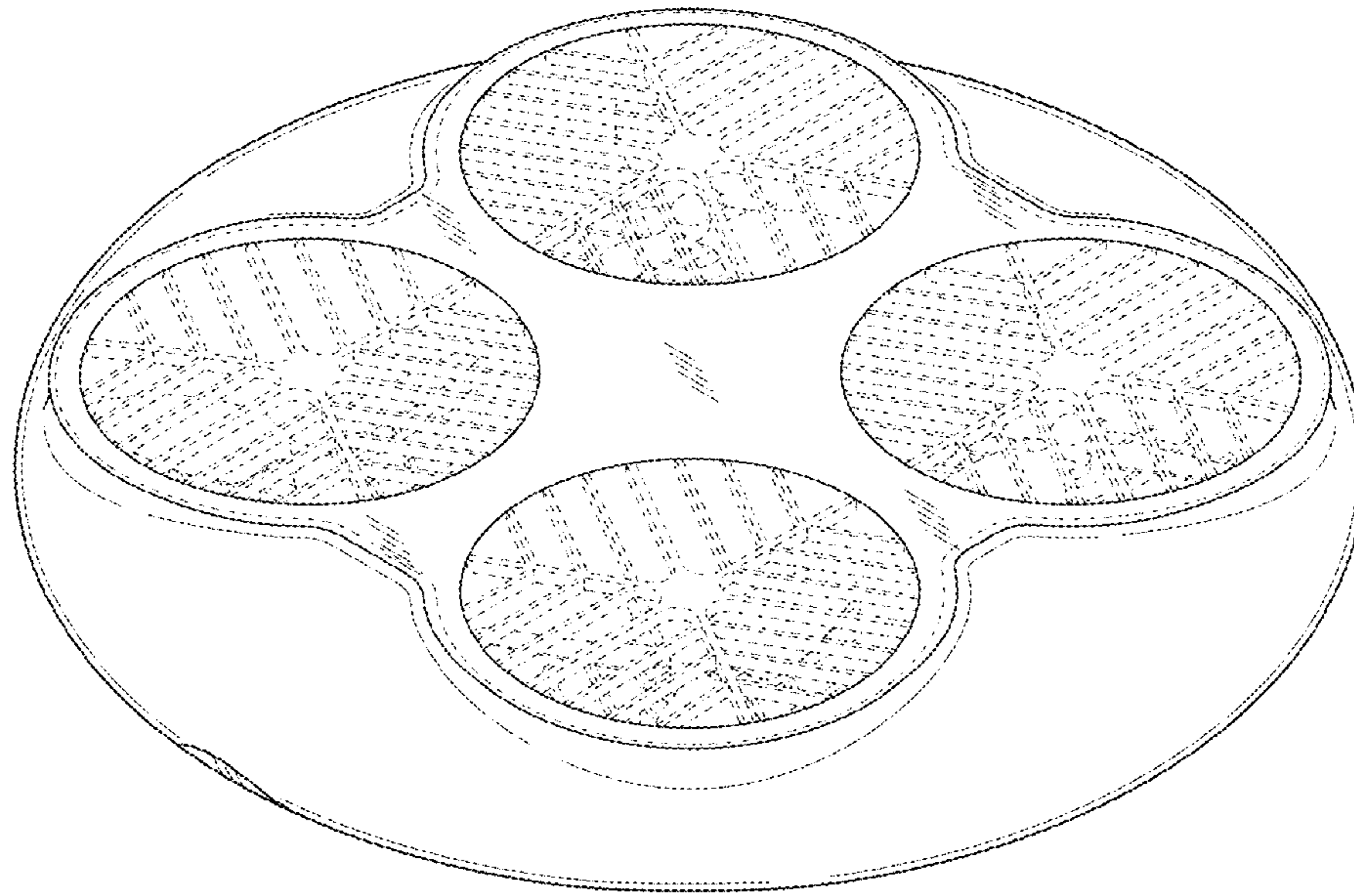


FIG.2

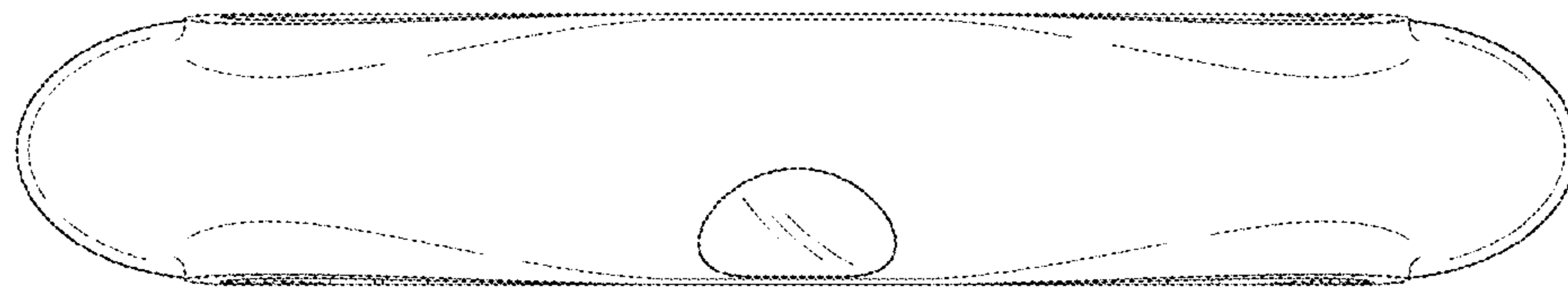


FIG.3




FIG.4




FIG.5




FIG.6

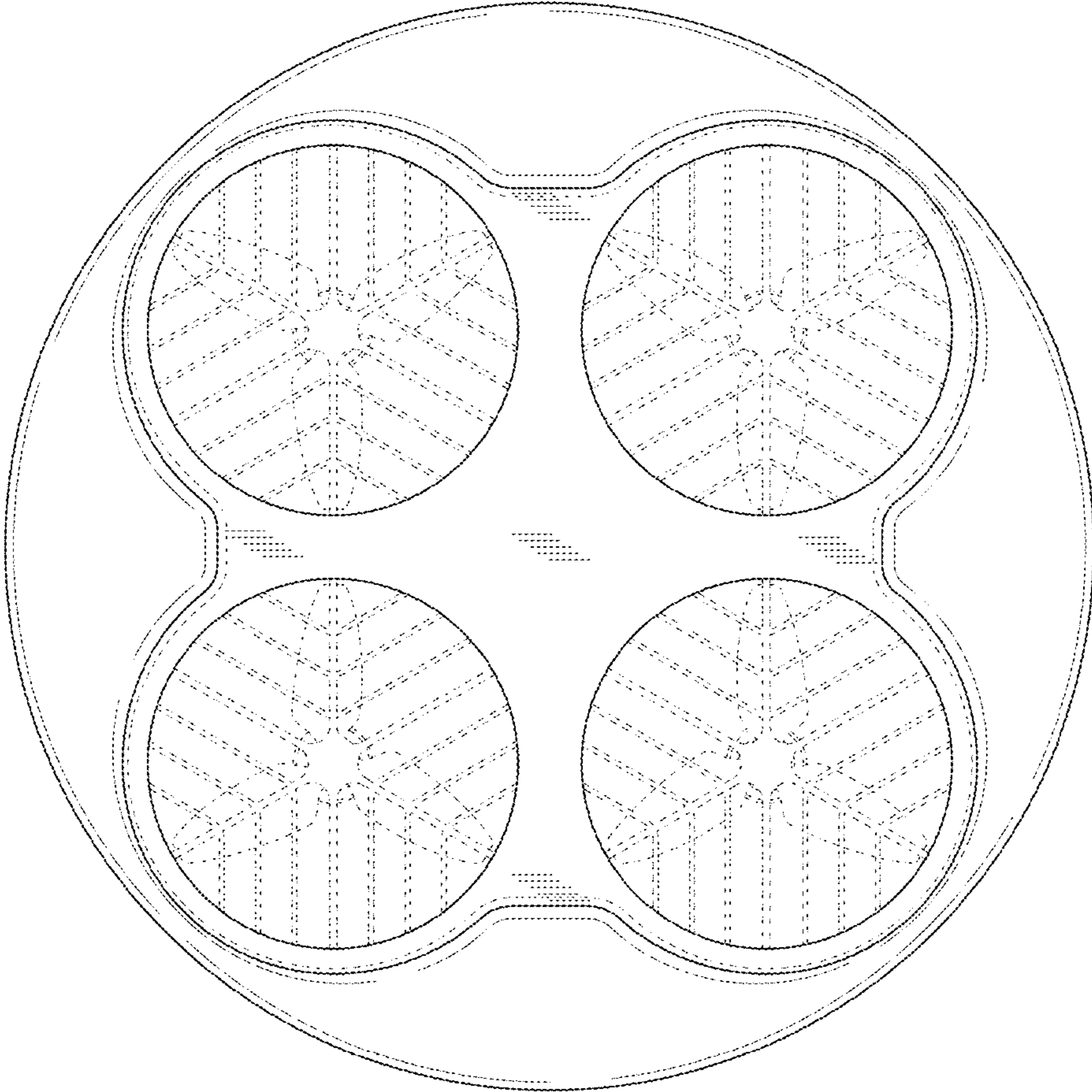


FIG.7

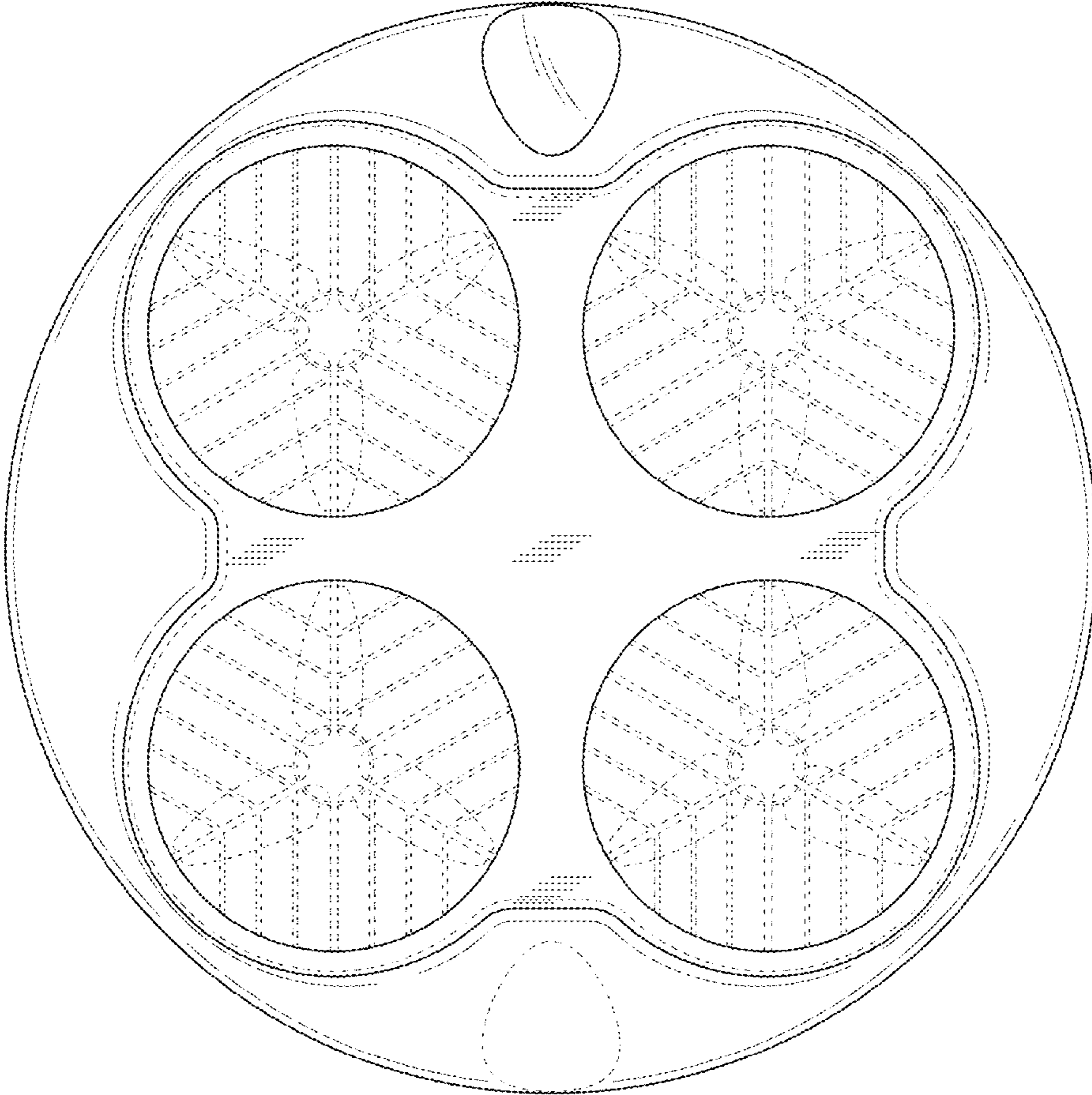


FIG.8

