



US00D847015S

(12) **United States Design Patent** (10) **Patent No.:** **US D847,015 S**
Okumu (45) **Date of Patent:** **** Apr. 30, 2019**

(54) **SCARF SECURER**

(71) Applicant: **Sarah Fiona Okumu**, Sacramento, CA (US)

(72) Inventor: **Sarah Fiona Okumu**, Sacramento, CA (US)

(**) Term: **15 Years**

(21) Appl. No.: **29/613,532**

(22) Filed: **Aug. 10, 2017**

Related U.S. Application Data

(63) Continuation-in-part of application No. 15/068,687, filed on Mar. 14, 2016, now abandoned.

(51) **LOC (11) Cl.** **02-07**

(52) **U.S. Cl.**
USPC **D11/202**

(58) **Field of Classification Search**
USPC D11/1-2, 200-201, 206-210, 214-218;
24/163 R, 169-171, 173, 177-179, 191,
24/194-195, 197, 200, 614-616, 625,
24/198, 578.11, 578.1, 163 K, 114;
D2/853, 624
CPC A44B 11/26; A44B 11/25; A44B 11/06;
A44B 11/04; A44B 11/01; A44B 11/001;
A44B 11/10

See application file for complete search history.

(56) **References Cited**

U.S. PATENT DOCUMENTS

D125,673 S *	3/1941	Silverman	D11/202
3,670,524 A *	6/1972	Korwin	A44C 3/00 63/18
D392,919 S *	3/1998	Butler	D11/202
D723,421 S *	3/2015	Rodormer	D11/218
2010/0043125 A1 *	2/2010	MacLean	A41F 1/00 2/336

* cited by examiner

Primary Examiner — Ralf Seifert

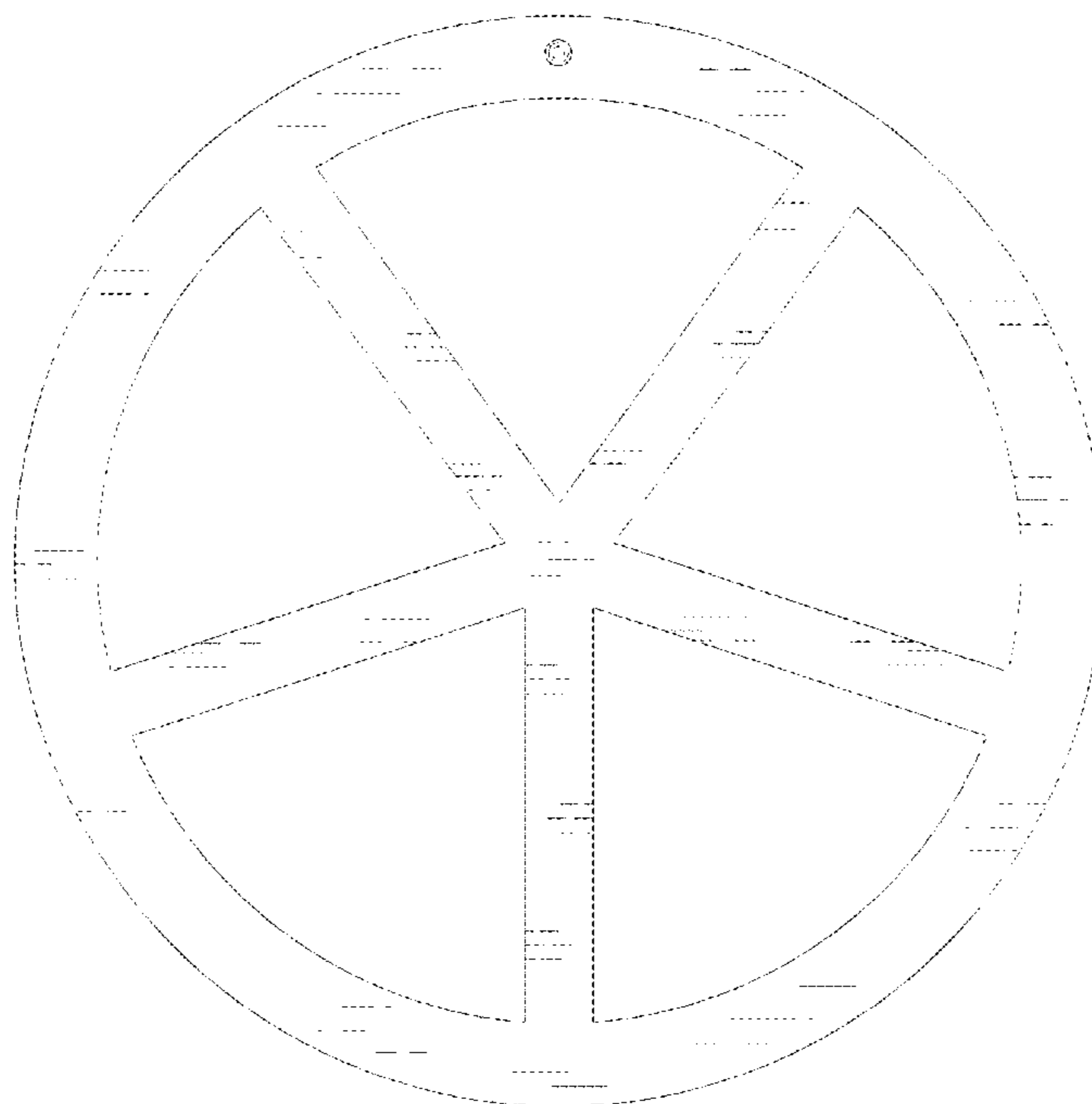
(57) **CLAIM**

The ornamental design for scarf securer, as shown and described.

DESCRIPTION

FIG. 1 is a perspective view of a scarf securer showing my new design;
FIG. 2 is a front plan view thereof;
FIG. 3 is a rear plan view thereof;
FIG. 4 is a top plan view thereof;
FIG. 5 is a bottom plan view thereof; right side elevational view thereof;
FIG. 6 is a right side plan view thereof; and,
FIG. 7 is a left side plan view thereof.

1 Claim, 7 Drawing Sheets



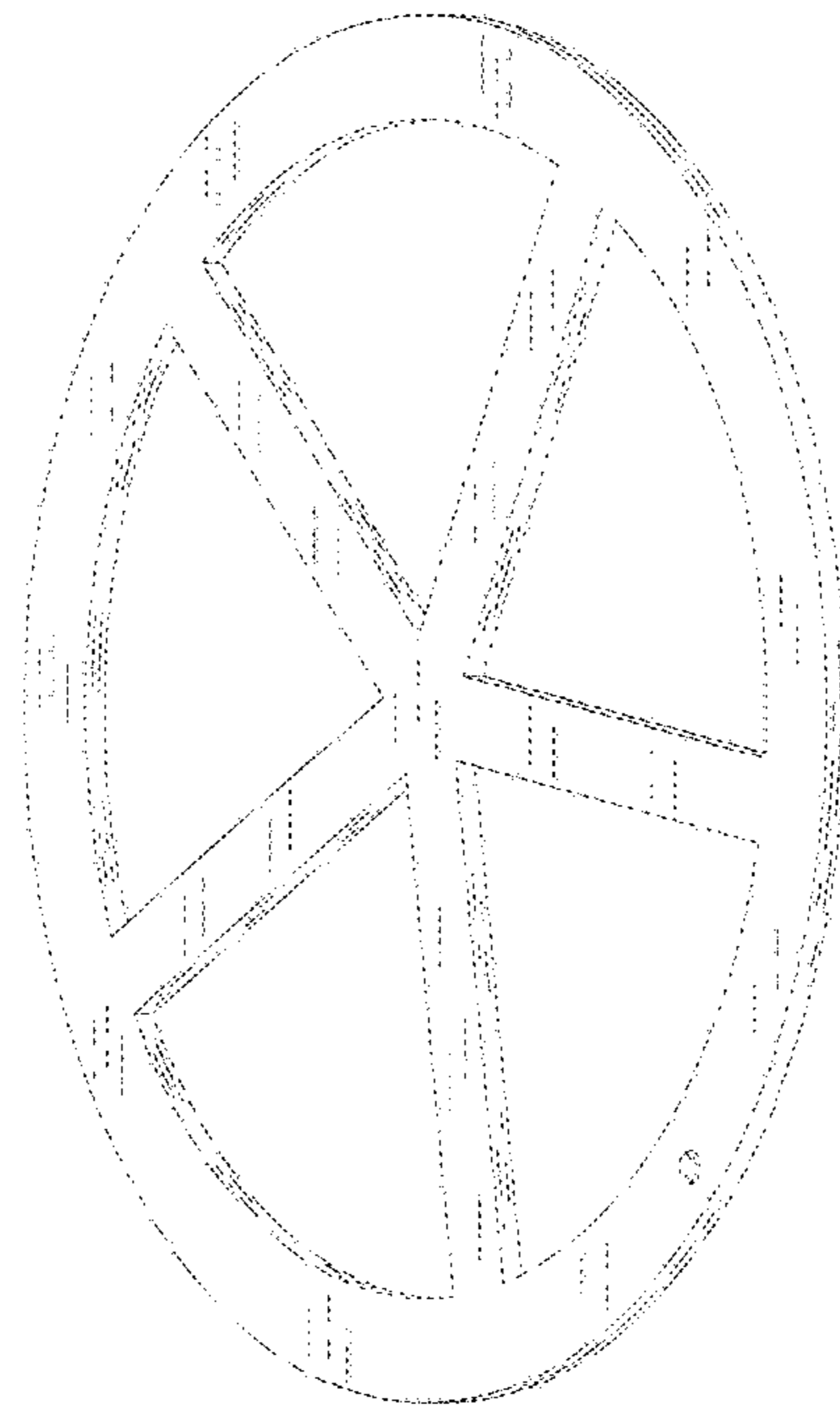


FIG. 1




FIG. 2

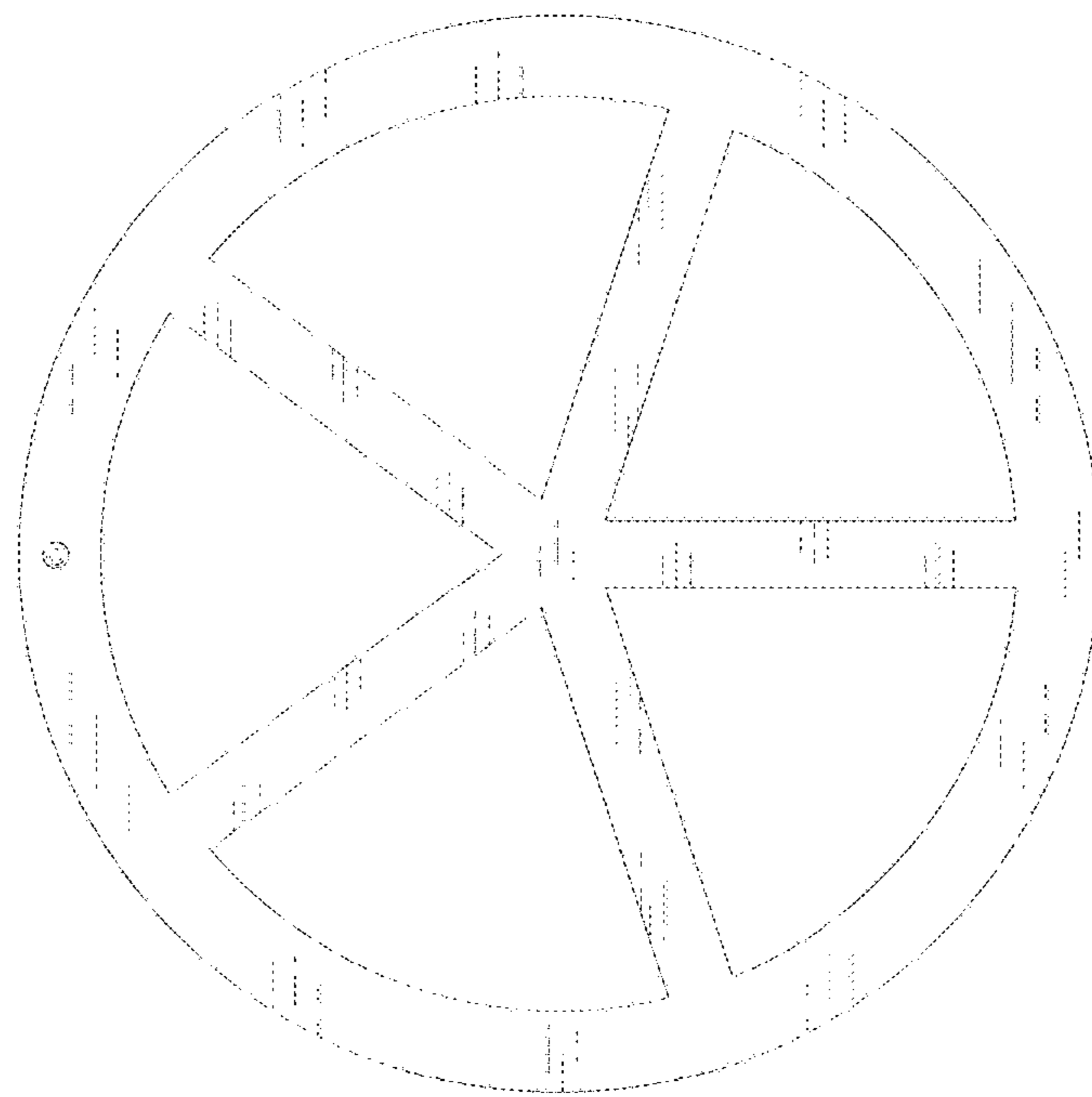


FIG. 3

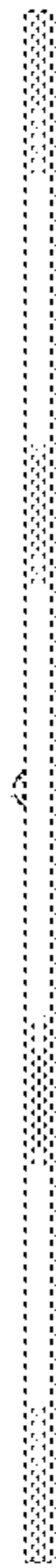


FIG. 4




FIG. 5

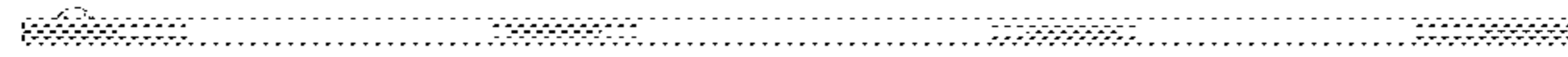


FIG. 6

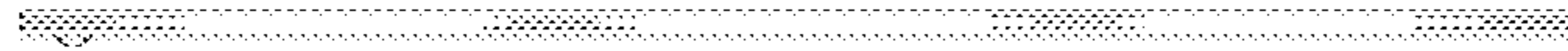


FIG. 7