



US00D847004S

(12) **United States Design Patent** (10) **Patent No.:** **US D847,004 S**
Yoshida (45) **Date of Patent:** **** Apr. 30, 2019**

- (54) **WATCHCASE**
- (71) Applicant: **CITIZEN WATCH CO., LTD.**,
Nishitokyo-shi, Tokyo (JP)
- (72) Inventor: **Marie Yoshida**, Kodaira (JP)
- (73) Assignee: **CITIZEN WATCH CO., LTD.**, Tokyo
(JP)
- (**) Term: **15 Years**
- (21) Appl. No.: **29/638,618**
- (22) Filed: **Feb. 28, 2018**
- (51) **LOC (11) Cl.** **10-02**
- (52) **U.S. Cl.**
USPC **D10/38**
- (58) **Field of Classification Search**
USPC D10/30-32, 37-39, 122-124, 126, 128
See application file for complete search history.

7,121,117 B2 *	10/2006	Gruosi-Scheufele	A44C 17/0291
				63/1.14
D537,741 S *	3/2007	Gruosi-Scheufele	D10/39
D546,716 S *	7/2007	Gruosi-Scheufele	D10/39
D622,165 S *	8/2010	Schurch	D10/38
D717,670 S *	11/2014	Davoli	D10/39
D737,692 S *	9/2015	Yoshida	D10/32
9,122,248 B2 *	9/2015	Raffy	G04B 37/1446
D758,885 S *	6/2016	Yoshida	D10/128
D769,737 S *	10/2016	Voirin	D10/30
D796,347 S *	9/2017	Yoshida	D10/30
D804,329 S *	12/2017	Sasaki	D10/39
D811,903 S *	3/2018	Yoshida	D10/30
D813,689 S *	3/2018	Yoshida	D10/30

* cited by examiner

Primary Examiner — Sandra S Snapp
Assistant Examiner — Katherine Glennon
(74) *Attorney, Agent, or Firm* — RatnerPrestia

(57) **CLAIM**

The ornamental design for a watchcase, as shown and described.

DESCRIPTION

FIG. 1 is an enlarged perspective view of a watchcase showing my new design;
FIG. 2 is a front elevational view thereof;
FIG. 3 is a left side elevational view thereof;
FIG. 4 is a right side elevational view thereof;
FIG. 5 is a rear elevational view thereof;
FIG. 6 is a top plan view thereof; and,
FIG. 7 is a bottom plan view thereof.

1 Claim, 4 Drawing Sheets

(56) **References Cited**

U.S. PATENT DOCUMENTS

D262,692 S *	1/1982	Kurowsky	D10/39
4,939,913 A *	7/1990	Scungio	G04B 47/046
				368/285
D348,223 S *	6/1994	Magninat	D10/126
5,319,615 A *	6/1994	Ng	G04B 47/046
				368/276
D457,816 S *	5/2002	Guye	D10/32
D474,696 S *	5/2003	Takahashi	D10/30
D509,759 S *	9/2005	Scheufele	D10/39



FIG. 1




FIG. 2




FIG. 3




FIG. 4




FIG. 5




FIG. 6




FIG. 7

