



US00D846996S

(12) **United States Design Patent**
LaPorte et al.

(10) **Patent No.:** **US D846,996 S**
(45) **Date of Patent:** **** Apr. 30, 2019**

(54) **SPRAY BOTTLE**

- (71) Applicant: **Phonosoap LLC**, Orem, UT (US)
- (72) Inventors: **Wesley David LaPorte**, Provo, UT (US); **Daniel Harrison Barnes**, Orem, UT (US)
- (73) Assignee: **Phonosoap LLC**, Lindon, UT (US)
- (**) Term: **15 Years**
- (21) Appl. No.: **29/594,674**

- (22) Filed: **Feb. 21, 2017**
- (51) **LOC (11) Cl.** **09-01**
- (52) **U.S. Cl.**
USPC **D9/687**
- (58) **Field of Classification Search**
USPC D9/516, 517, 754, 543, 544, 546, 548, D9/549-558, 560, 562, 563, 564, 566, D9/569, 567, 571, 572, 573, 682, D9/684-694, 715, 719, 737, 738, 741, D9/745-747, 763-783, 521, 529, D9/723-736, 436, 445, 447-449, D9/700-702, 711, 730-736, 414, 415, D9/418, 419, 423, 424, 430, 432, 456, D9/457, 499; D28/7, 86, 91.1, 73-85;
(Continued)

(56) **References Cited**

U.S. PATENT DOCUMENTS

- D215,817 S * 11/1969 Gorman D9/687
 - D238,378 S * 1/1976 Hocq D27/154
- (Continued)

FOREIGN PATENT DOCUMENTS

- DE 9216727 U1 * 5/1993 A45D 34/02
 - DE 202014004505 U1 * 7/2014 F41H 9/10
- (Continued)

OTHER PUBLICATIONS

Laporte, et al., Notice of Allowance dated Jul. 19, 2018 for U.S. Appl. No. 29/594,675.

Primary Examiner — Catherine A Tuttle

(74) *Attorney, Agent, or Firm* — Stoel Rives LLP; Joseph J. Hawkins

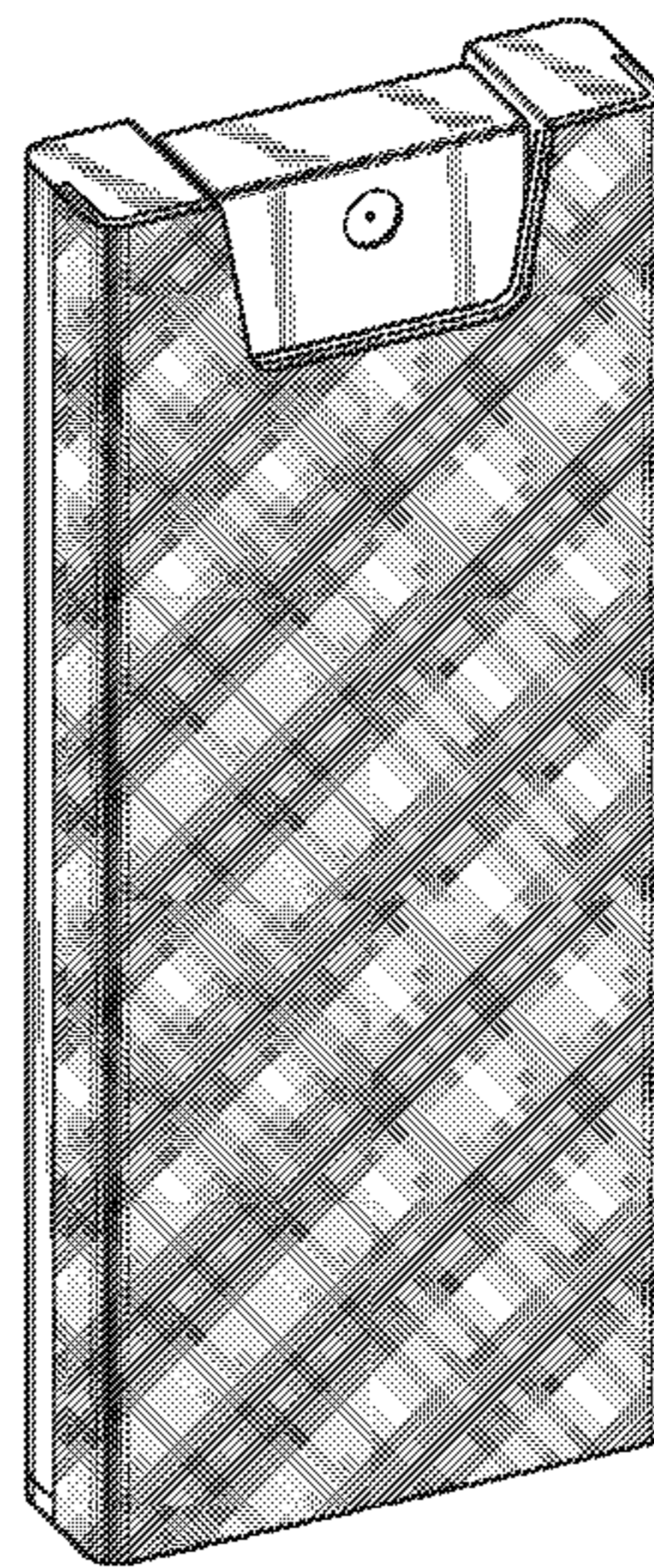

(57) **CLAIM**

The ornamental design for a spray bottle, as shown and described.

DESCRIPTION

FIG. 1 is a front perspective view of a first embodiment of a spray bottle, showing our new design;
 FIG. 2 is a front elevation view thereof;
 FIG. 3 is a right side elevation view thereof, with the left side elevation view being a mirror image of FIG. 3;
 FIG. 4 is a rear elevation view thereof;
 FIG. 5 is a bottom plan view thereof;
 FIG. 6 is a top plan view thereof;
 FIG. 7 is a front perspective view of a second embodiment of a spray bottle, showing our new design;
 FIG. 8 is a front elevation view thereof;
 FIG. 9 is a right side elevation view thereof, with the left side elevation view being a mirror image of FIG. 9;
 FIG. 10 is a rear elevation view thereof;
 FIG. 11 is a bottom plan view thereof;
 FIG. 12 is a top plan view thereof;
 FIG. 13 is a front perspective view of a third embodiment of a spray bottle, showing our new design, wherein the crossed-line hatching depicts a fabric material;
 FIG. 14 is a front elevation view thereof;
 FIG. 15 is a right side elevation view thereof, with the left side elevation view being a mirror image of FIG. 15;
 FIG. 16 is a rear elevation view thereof;
 FIG. 17 is a bottom plan view thereof; and,
 FIG. 18 is a top plan view thereof.

1 Claim, 3 Drawing Sheets



(58) **Field of Classification Search**

USPC D3/201–203.8, 205–212, 215, 218, 219,
 D3/247, 249, 298, 300, 302, 318, 319,
 D3/321, 322; D27/139–161, 172–194;
 D14/341–347, 366, 383–386, 432–461,
 D14/474–484.1, 507, 511, 137, 138 R,
 D14/138 AA, 138 AB, 138 AC, 138 AD,
 D14/138 C, 138 G, 154, 155, 158, 160,
 D14/163–165, 167, 188, 191–193, 203.1,
 D14/203.3, 203.4, 203.5, 203.7, 217–219,
 D14/224, 224.1, 238.1, 244, 248,
 D14/250–257; D19/2, 9–12, 26, 27, 32,
 D19/103, 113, 86, 88, 90, 91, 92, 95, 99,
 D19/100, 115–204
 CPC B65D 11/10; B65D 11/105; B65D 11/12;
 B65D 83/14; B65D 83/20; B65D 83/205;
 B65D 83/38; B65D 83/384; B65D
 83/386; B65D 83/40; B65D 23/0842;
 B65D 23/085; B65D 23/0857; B65D
 23/0885; B65D 77/0446; B65D 77/0453;
 B65D 77/046; A45D 34/00; A45D 34/02;
 A45D 2034/005; A45D 2034/007; A45D
 2200/054–2200/057; B05B 11/00–11/3098
 See application file for complete search history.

5,927,548 A * 7/1999 Villaveces A45F 5/02
 222/175
 D425,407 S * 5/2000 Ackerman D9/687
 6,230,889 B1 * 5/2001 Chen B65D 83/384
 206/1.5
 D449,978 S * 11/2001 Viellard D9/521
 D466,403 S * 12/2002 Haas D9/687
 D467,162 S * 12/2002 Viellard D9/560
 D467,164 S * 12/2002 Savean D9/694
 D469,464 S * 1/2003 Vidal D19/2
 D510,868 S * 10/2005 Rae B65D 21/0202
 D9/522
 D537,620 S * 3/2007 Glennie D3/203.5
 D571,225 S * 6/2008 Andersen D9/719
 D575,452 S * 8/2008 Jones D27/189
 D593,420 S * 6/2009 Augenbraun D9/529
 D617,649 S * 6/2010 Puglisi D9/631
 D628,495 S * 12/2010 Sheikh D9/733
 7,866,328 B2 * 1/2011 Chen A45D 33/22
 132/287
 D657,680 S * 4/2012 Cora D9/521
 D715,155 S * 10/2014 Meyers D9/687
 D728,881 S * 5/2015 Gameiro D32/45
 D764,309 S * 8/2016 Yakos D9/682
 D771,043 S * 11/2016 Avetisov D14/384
 D776,547 S * 1/2017 Schroeder D6/542
 D806,556 S * 1/2018 Finch D9/682
 D814,118 S * 3/2018 McIver D28/85
 2002/0003152 A1 * 1/2002 Garcia B65D 83/38
 222/321.9
 2002/0102124 A1 * 8/2002 Kohlruss A47L 13/16
 401/139
 2010/0252573 A1 * 10/2010 Hetmaniok A45D 34/04
 222/105
 2011/0220682 A1 * 9/2011 Lim B05B 11/0054
 222/183
 2014/0102585 A1 * 4/2014 Lasnier B05B 11/0056
 141/18
 2016/0068303 A1 * 3/2016 Schroeder B65D 21/0204
 220/23.4

(56) **References Cited**

U.S. PATENT DOCUMENTS

D266,961 S * 11/1982 Balleraud D28/5
 D277,549 S * 2/1985 Martinez D9/448
 4,662,541 A * 5/1987 Fossati A45D 34/02
 222/135
 D292,066 S * 9/1987 Rodriguez Gazulla D28/91.1
 D306,554 S * 3/1990 Lawson D9/573
 D309,570 S * 7/1990 Kinoshita D9/418
 D320,676 S * 10/1991 Silverman D29/126
 D328,029 S * 7/1992 Grip D9/544
 D351,789 S * 10/1994 Lee D9/417
 5,429,301 A * 7/1995 Franks B65D 83/384
 222/145.1

FOREIGN PATENT DOCUMENTS

FR 2537093 A1 * 6/1984 A45D 34/02
 WO WO-02052977 A2 * 7/2002 A45D 34/02

* cited by examiner

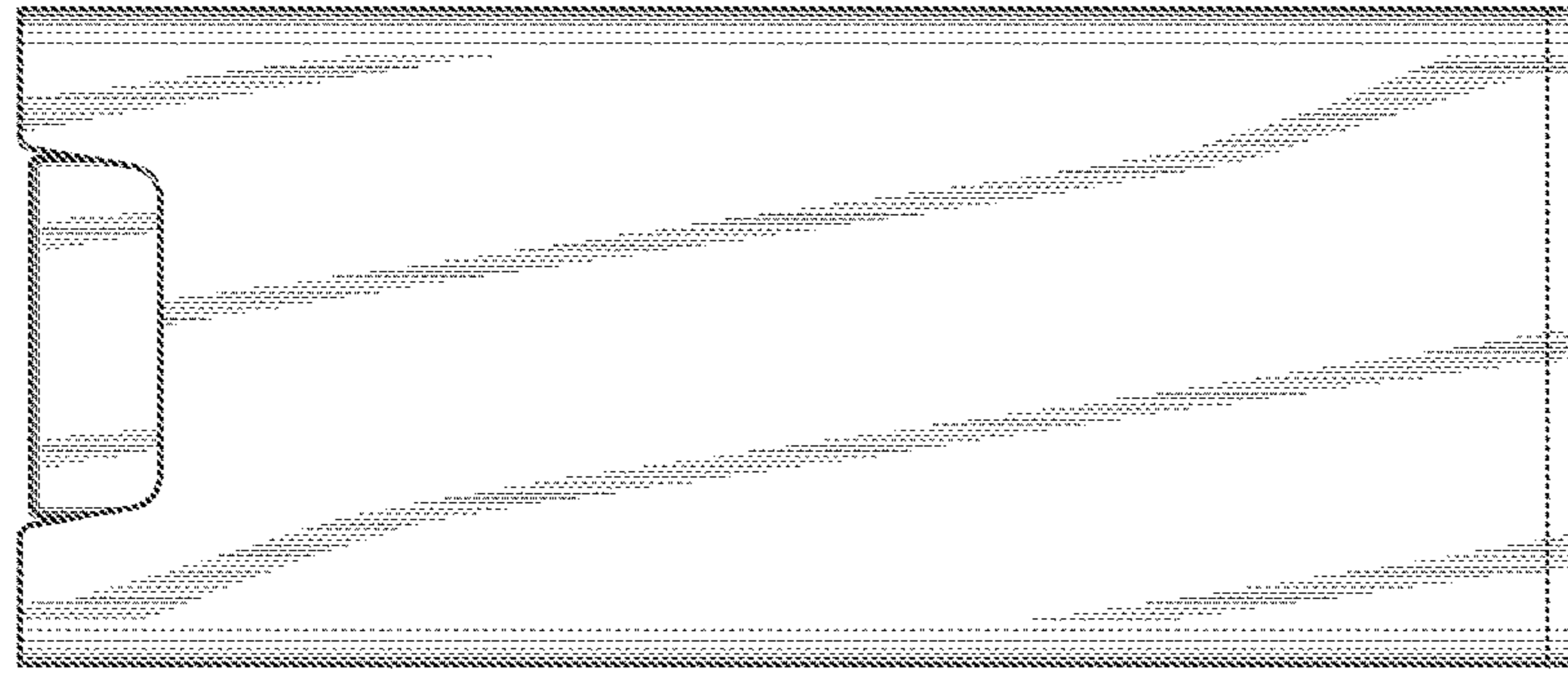


Fig. 4




Fig. 3

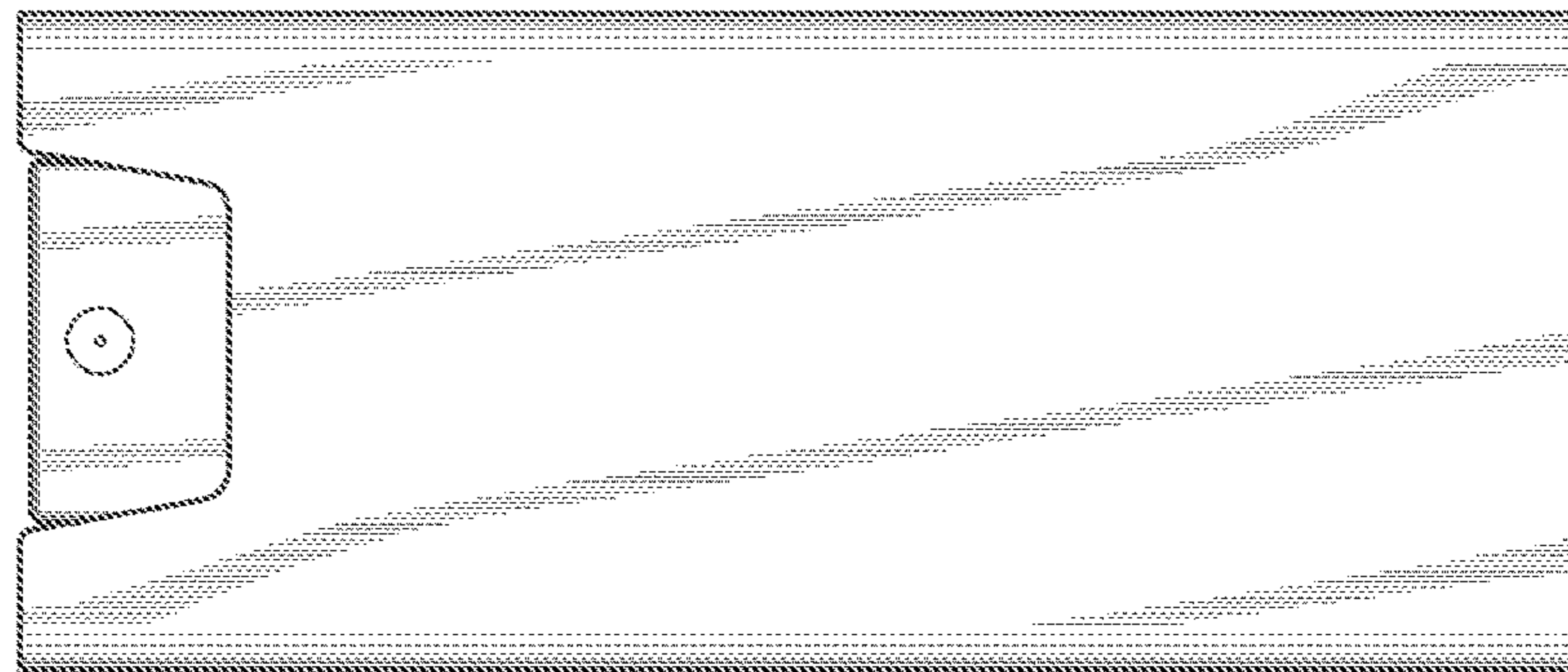


Fig. 2

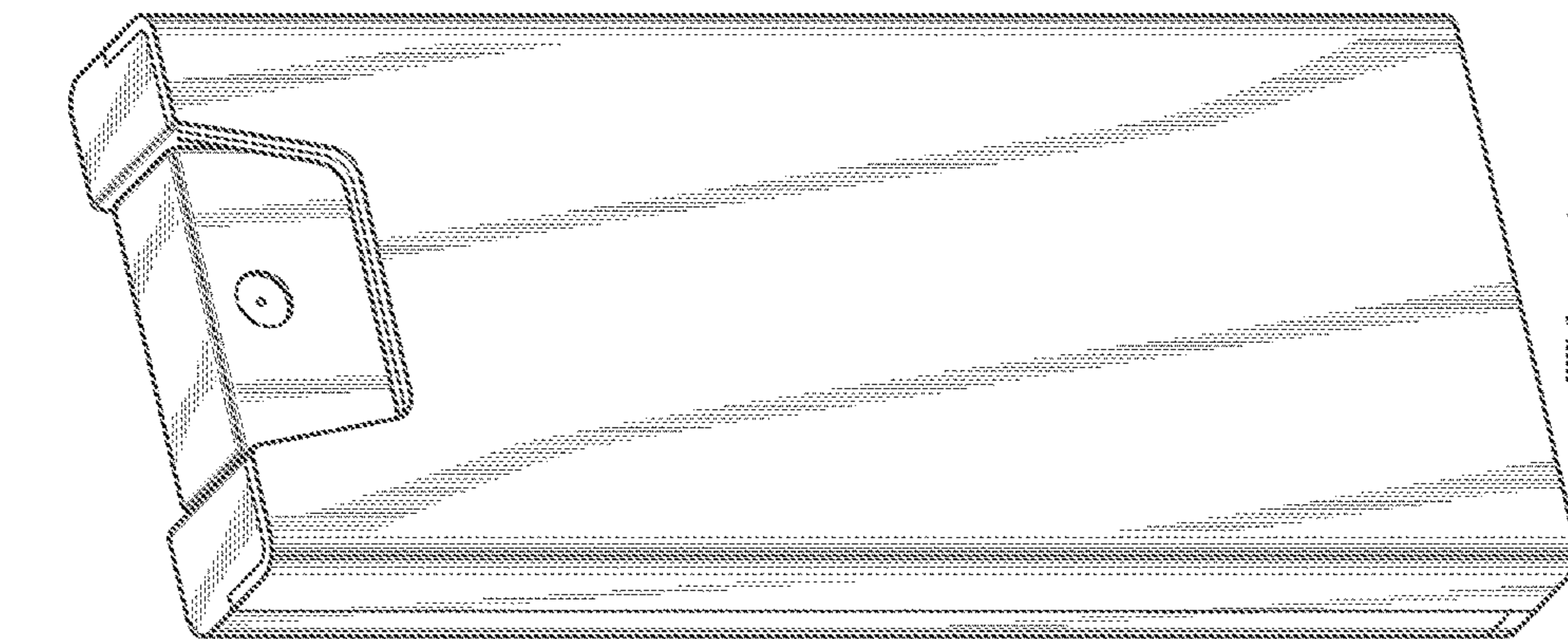


Fig. 1

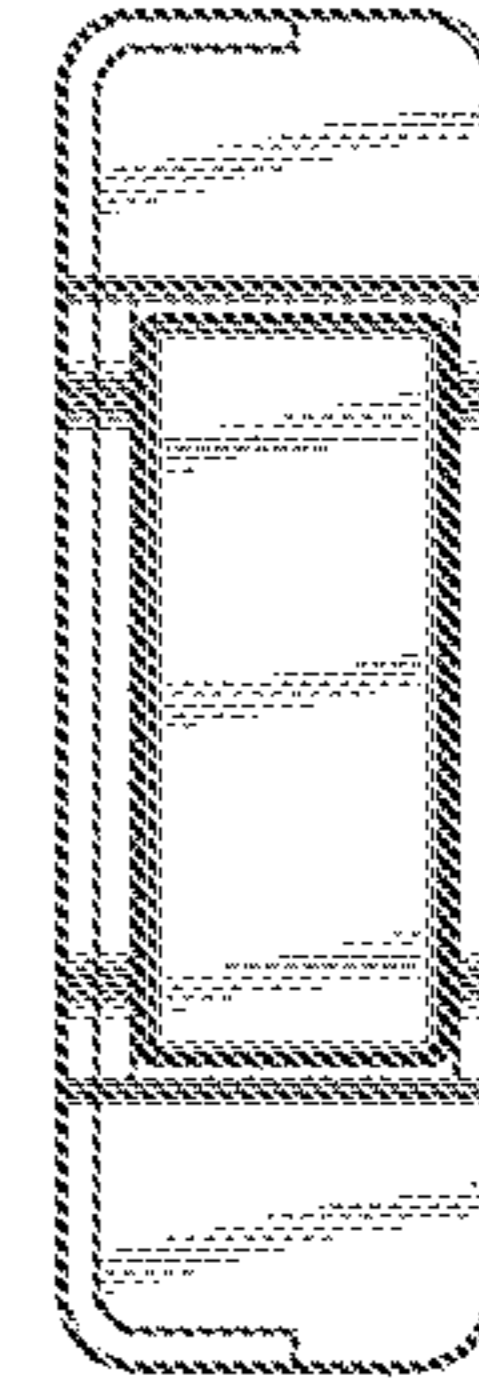


Fig. 6

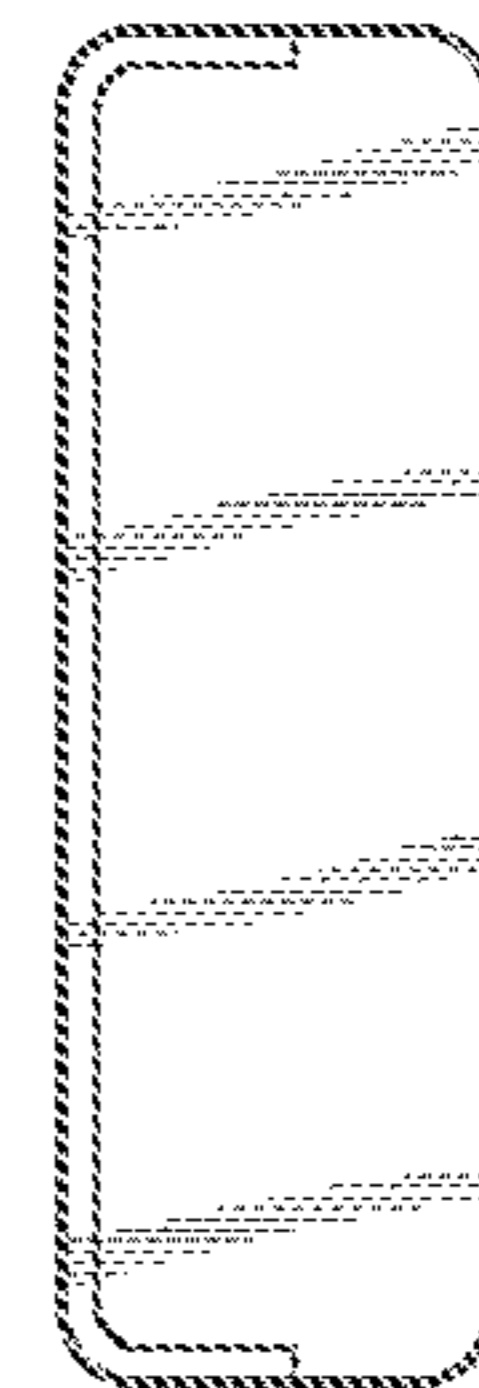


Fig. 5

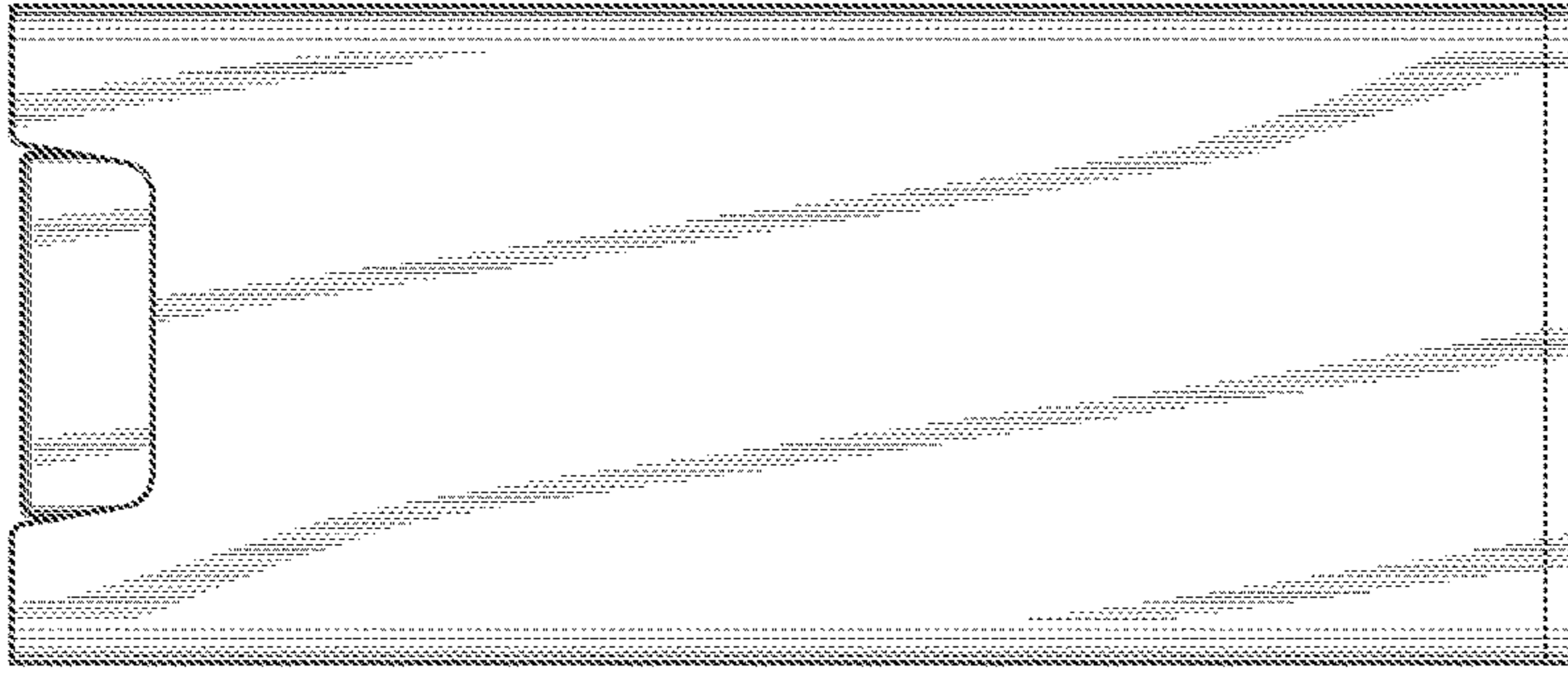


Fig. 10




Fig. 9




Fig. 8




Fig. 7

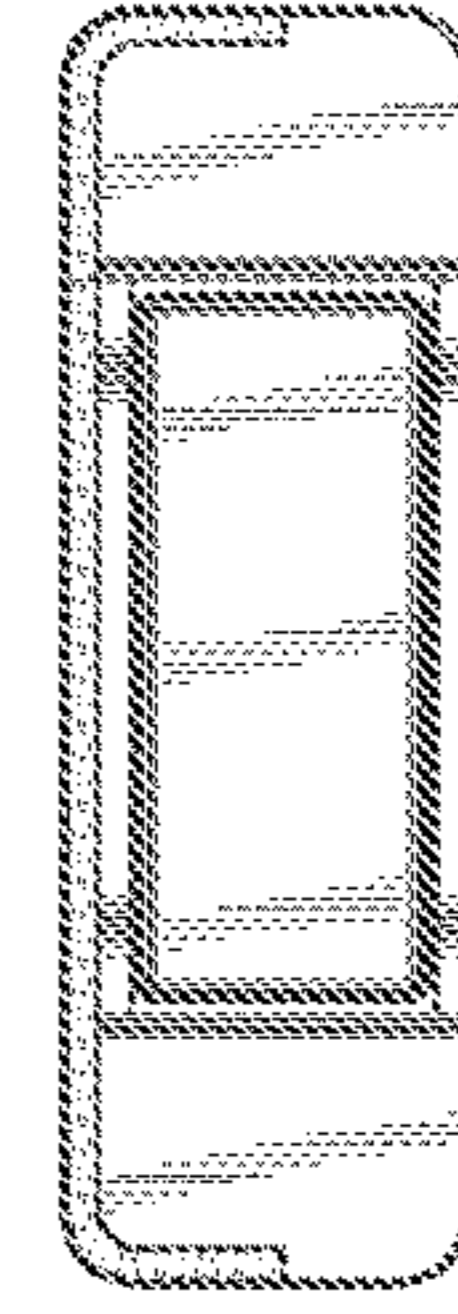


Fig. 12

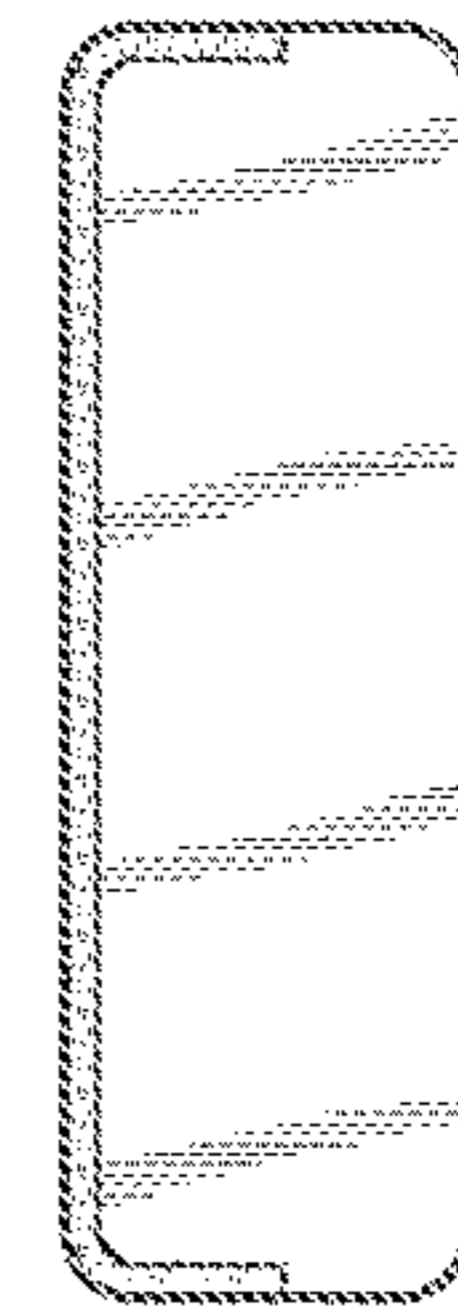


Fig. 11

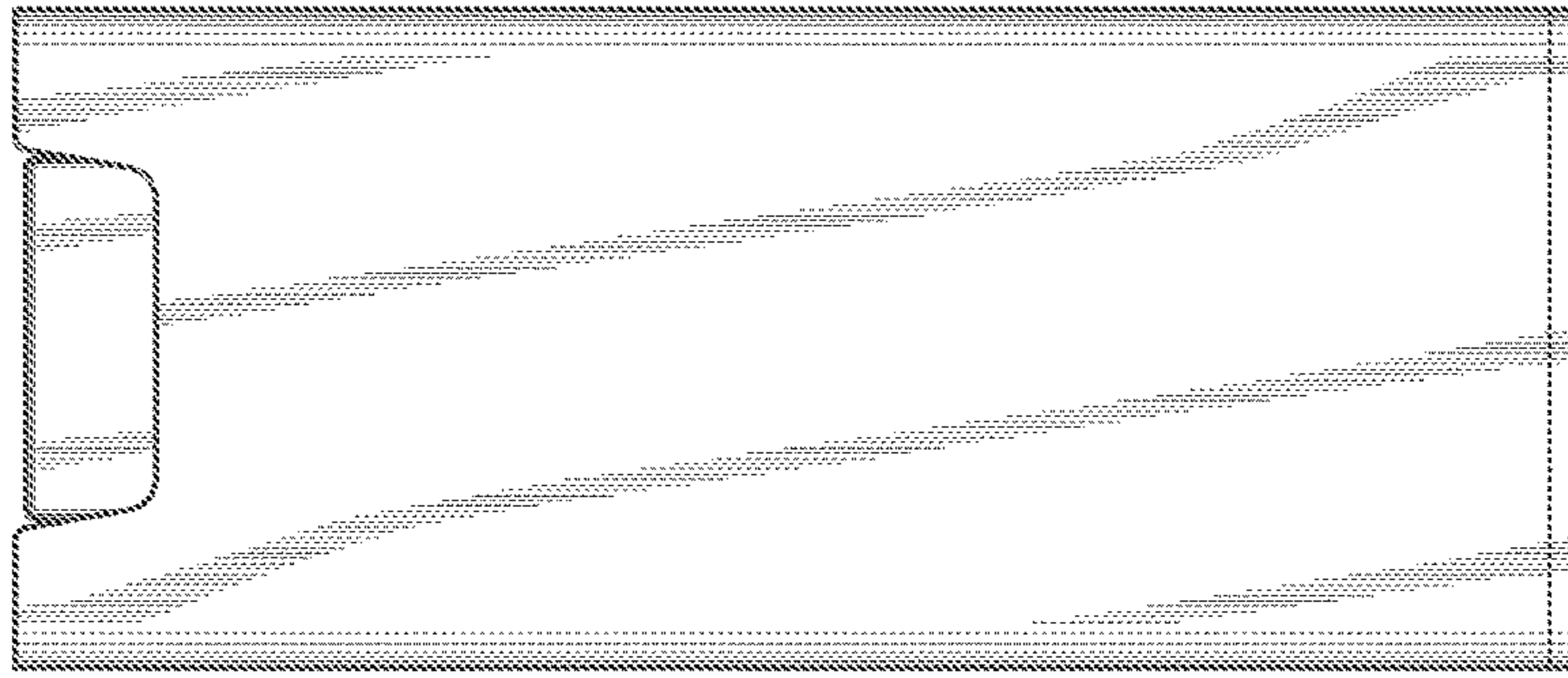


Fig.16

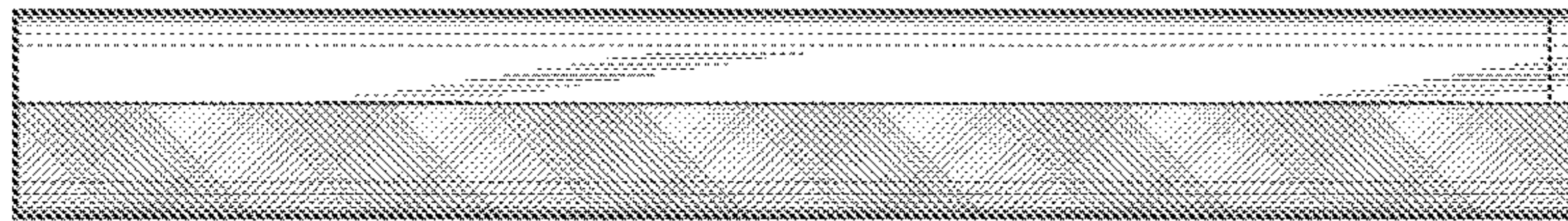


Fig.15




Fig.14




Fig.13

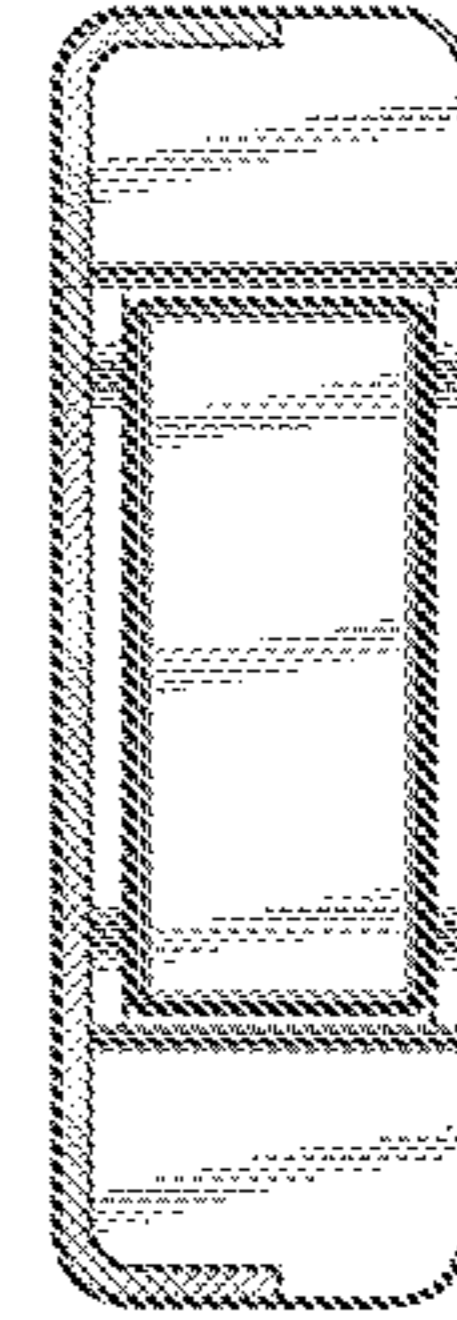


Fig.18




Fig.17