



US00D846994S

(12) **United States Design Patent**
Grip

(10) **Patent No.:** **US D846,994 S**

(45) **Date of Patent:** **** Apr. 30, 2019**

(54) **PACKAGE**

(71) Applicant: **SATA GmbH & Co. KG**,
Kornwestheim (DE)

(72) Inventor: **Gabriel Grip**, Stuttgart (DE)

(73) Assignee: **SATA GMBH & CO. KG**,
Kornwestheim (DE)

(**) Term: **15 Years**

(21) Appl. No.: **29/627,522**

(22) Filed: **Nov. 28, 2017**

(30) **Foreign Application Priority Data**

Mar. 30, 2017 (EM) 003831890

(51) **LOC (11) Cl.** **09-01**

(52) **U.S. Cl.**
USPC **D9/679; D9/600; D9/432**

(58) **Field of Classification Search**
USPC **D3/270, 271.1-271.4; D7/510, 514-520,**
D7/599, 604, 613, 619.2, 623, 628;
(Continued)

(56) **References Cited**

U.S. PATENT DOCUMENTS

D110,869 S 8/1938 Kovacs
3,235,167 A 2/1966 Svensson
(Continued)

FOREIGN PATENT DOCUMENTS

CA 173470 12/2017
CN 201330477365.X 6/2014
(Continued)

OTHER PUBLICATIONS

EM Design Application EM700000002871111 downloaded from
<https://www.tmdn.org/tmdsview-web/welcome> on Jul. 29, 2018.

(Continued)

Primary Examiner — Sandra L Morris

(74) *Attorney, Agent, or Firm* — Paul D. Bianco; Lourdes
Perez; Fleit Gibbons Gutman Bongini & Bianco PL

(57) **CLAIM**

The ornamental design for a package, as shown and
described.

DESCRIPTION

FIG. 1 is a perspective view of a first embodiment of a
package according to the present invention;
FIG. 2 is a front view of the package of FIG. 1;
FIG. 3 is a back view of the package of FIG. 1;
FIG. 4 is a first side view of the package of FIG. 1;
FIG. 5 is a second side view of the package of FIG. 1;
FIG. 6 is a top view of the package of FIG. 1;
FIG. 7 is a bottom view of the package of FIG. 1;
FIG. 8 is a perspective view of a second embodiment of a
package according to the present invention;
FIG. 9 is a front view of the package of FIG. 8;
FIG. 10 is a back view of the package of FIG. 8;
FIG. 11 is a first side view of the package of FIG. 8;
FIG. 12 is a second side view of the package of FIG. 8;
FIG. 13 is a top view of the package of FIG. 8;
FIG. 14 is a bottom view of the package of FIG. 8;
FIG. 15 is a perspective view of a third embodiment of a
package according to the present invention;
FIG. 16 is a front view of the package of FIG. 15;
FIG. 17 is a back view of the package of FIG. 15;
FIG. 18 is a first side view of the package of FIG. 15;
FIG. 19 is a second side view of the package of FIG. 15;
FIG. 20 is a top view of the package of FIG. 15; and,
FIG. 21 is a bottom view of the package of FIG. 15.
The portions of the drawings shown in broken lines are
illustrated for the purpose of showing the environment of the
package and form no part of the claimed design. Addition-
ally, the stippling in the drawings represents a contrast in
appearance from non-stippled areas.

1 Claim, 21 Drawing Sheets



(58) **Field of Classification Search**

USPC D9/600, 643, 652, 667, 679–680,
 D9/414–418, 430–434; 206/457, 459.5,
 206/527; 215/381–384, 400; D20/23
 CPC B65D 5/42; B65D 5/4258; B65D 81/60;
 B65D 81/365; B65D 81/366; B65D
 81/368; B65D 2203/00; B65D 2203/02;
 B65D 37/00; B65D 77/00; A63H 33/16
 See application file for complete search history.

(56) **References Cited**

U.S. PATENT DOCUMENTS

D276,136	S	10/1984	Sebire	
D283,309	S	4/1986	Caldwell	
D368,031	S	3/1996	Chahed	
5,582,345	A	12/1996	Lankhuijzen	
D384,276	S	9/1997	Casey	
D393,800	S	4/1998	Harrison	
D572,583	S	7/2008	Ballard	
D610,904	S	3/2010	Russell	
D643,741	S	8/2011	Kaneko	
D647,791	S	11/2011	Schmitt	
D651,097	S	12/2011	Charles	
D651,910	S	1/2012	Boyer	
D652,314	S	* 1/2012	Boyer	D9/433
D655,613	S	3/2012	deBaschmakoff	
D655,614	S	3/2012	deBaschmakoff	
D671,402	S	11/2012	Charles	
D695,609	S	12/2013	Rubio	
D696,581	S	* 12/2013	Lee	D9/433
D696,590	S	12/2013	Larson	
D707,552	S	6/2014	Ahn	
D710,687	S	8/2014	Katopo	
D713,734	S	9/2014	Pereira	
D718,493	S	11/2014	Stern	
D756,237	S	5/2016	Sata	
D762,123	S	7/2016	deBaschmakoff	
D769,116	S	* 10/2016	Nam	D9/433
D772,061	S	11/2016	O'Dowd	
D790,357	S	6/2017	Sata	
D793,243	S	8/2017	Sata	
D805,916	S	12/2017	Sata	
D813,053	S	3/2018	Grip	
D823,126	S	7/2018	Binz	
2014/0353366	A1	12/2014	Hirsh	
2018/0051860	A1	2/2018	Sata	
2018/0054866	A1	2/2018	Sata	

FOREIGN PATENT DOCUMENTS

CN	201430022886.0	6/2014
CN	201430022953.9	6/2014
CN	201530032404.4	8/2015
CN	2016 30142981	10/2016
DE	74 38 010 U	3/1975
DE	91 14 927 U1	4/1992
DE	196 19 275 A1	11/1997
DE	695 07 675 T2	9/1999
EM	002409391	3/2014
EM	002542928	11/2014
EM	002871111	11/2015
EM	003346386	7/2016
EM	003346394	9/2016
EM	003347012	9/2016
EM	003371616	9/2016
EM	003531094	12/2016
EM	003531771	12/2016
EM	003831890	4/2017
IN	261227	3/2014
TR	2014-02422	1/2014
WO	18/33251 A2	2/2018

OTHER PUBLICATIONS

EM Design Application EM002409391 downloaded from <https://www.tmdn.org/tmdsview-web/welcome> on Jul. 29, 2018.
 EM Design Application EM3346386 downloaded from <https://www.tmdn.org/tmdsview-web/welcome> on Jul. 29, 2018.
 EM Design Application EM3346394 downloaded from <https://www.tmdn.org/tmdsview-web/welcome> on Jul. 29, 2018.
 EM Design Application EM3371616 downloaded from <https://www.tmdn.org/tmdsview-web/welcome> on Jul. 29, 2018.
 EM Design Application EM003531094 from downloaded <https://www.tmdn.org/tmdsview-web/welcome> on Jul. 29, 2018.
 EM Design Application EM003347012 downloaded from <https://www.tmdn.org/tmdsview-web/welcome> on Jul. 29, 2018.
 EM Design Application EM003531771 downloaded from <https://www.tmdn.org/tmdsview-web/welcome> on Jul. 29, 2018.
 EM Design Application EM002542928 downloaded from <https://www.tmdn.org/tmdsview-web/welcome> on Jul. 29, 2018.
 EM Design Application EM003831890 downloaded from <https://www.tmdn.org/tmdsview-web/welcome> on Jul. 29, 2018.
 German Search Report dated Nov. 10, 2017 for German Application No. 20 2017 001 709.1.

* cited by examiner



FIG. 1

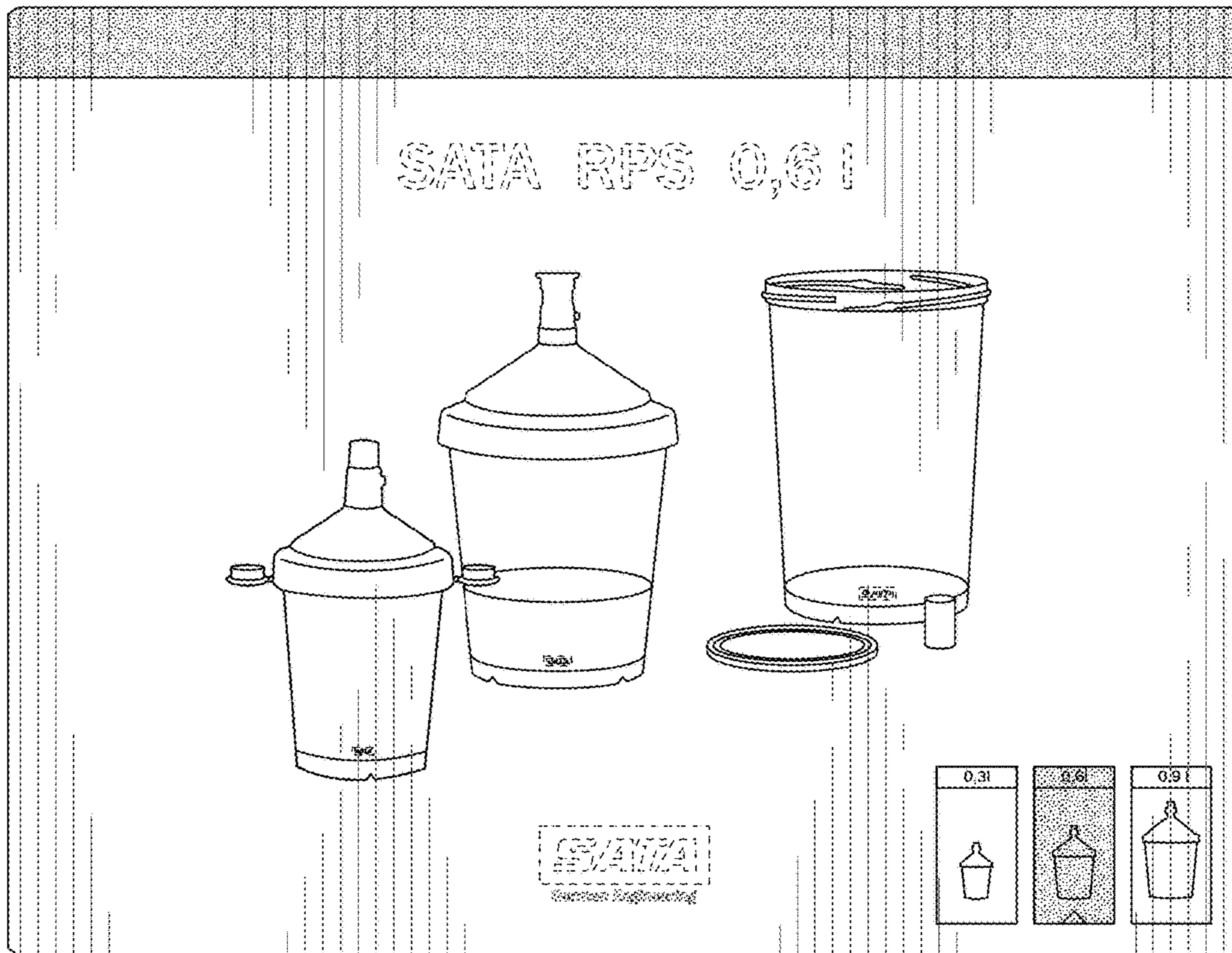


FIG. 2

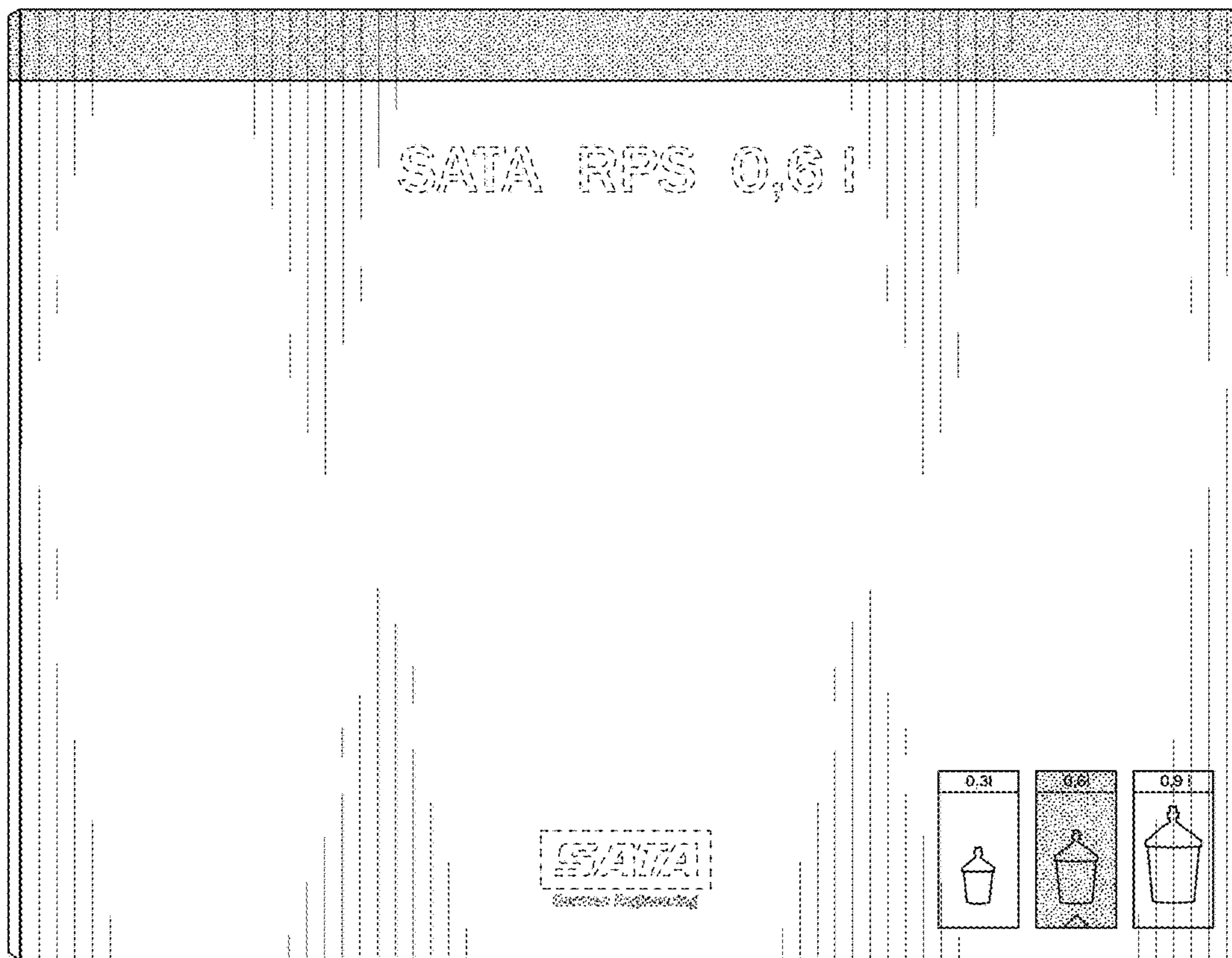


FIG. 3

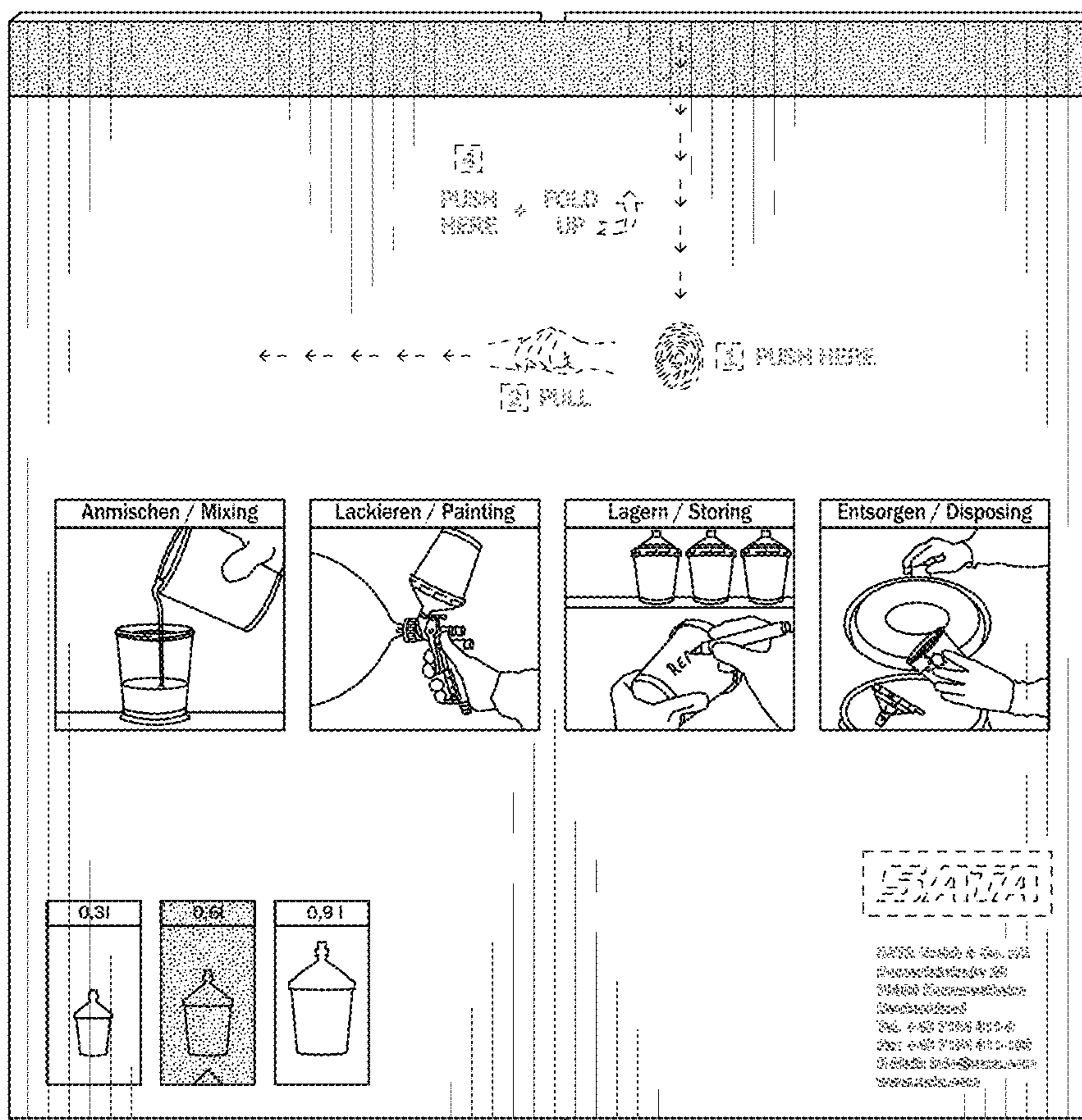


FIG. 4

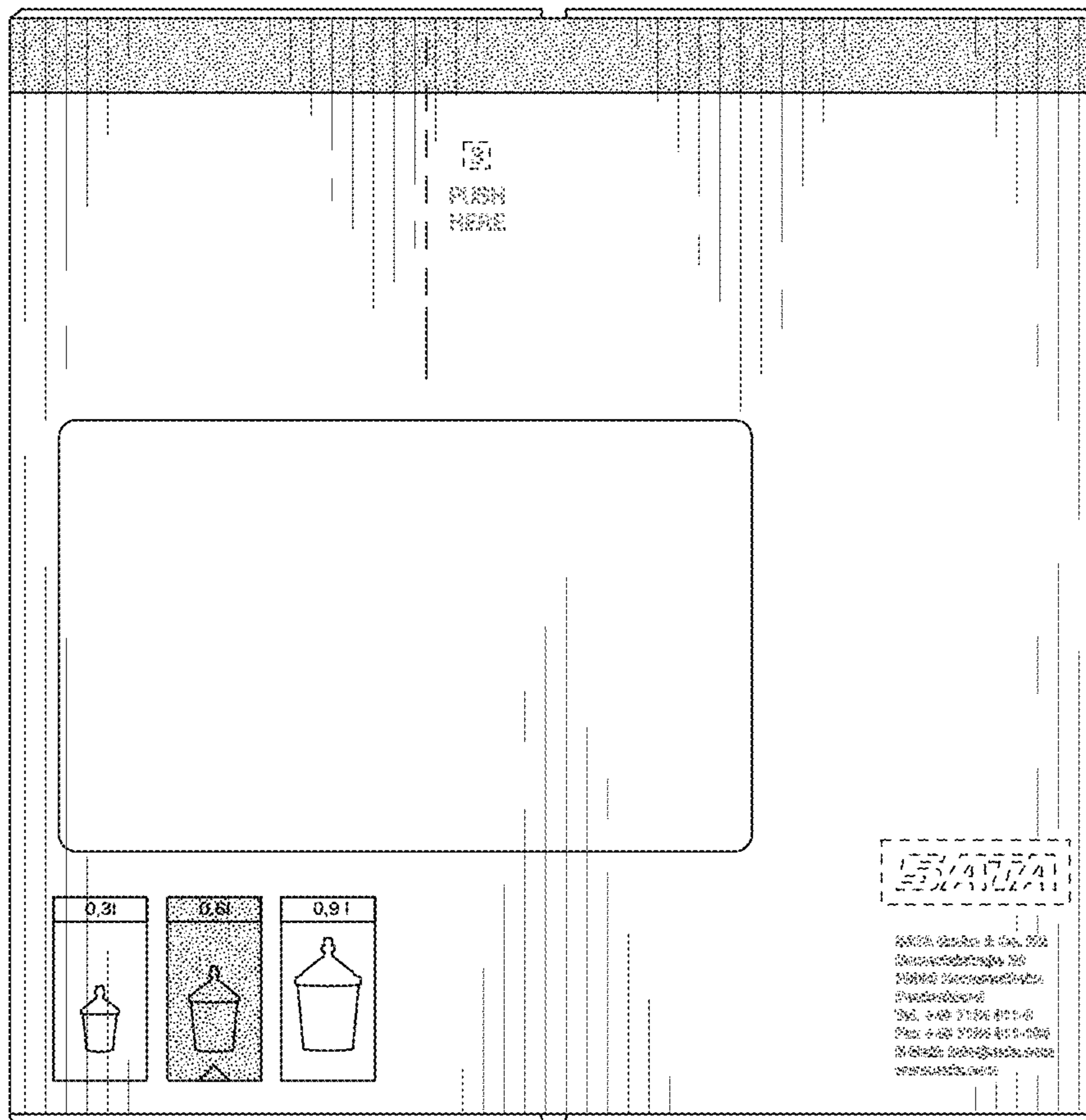


FIG. 5




FIG. 6

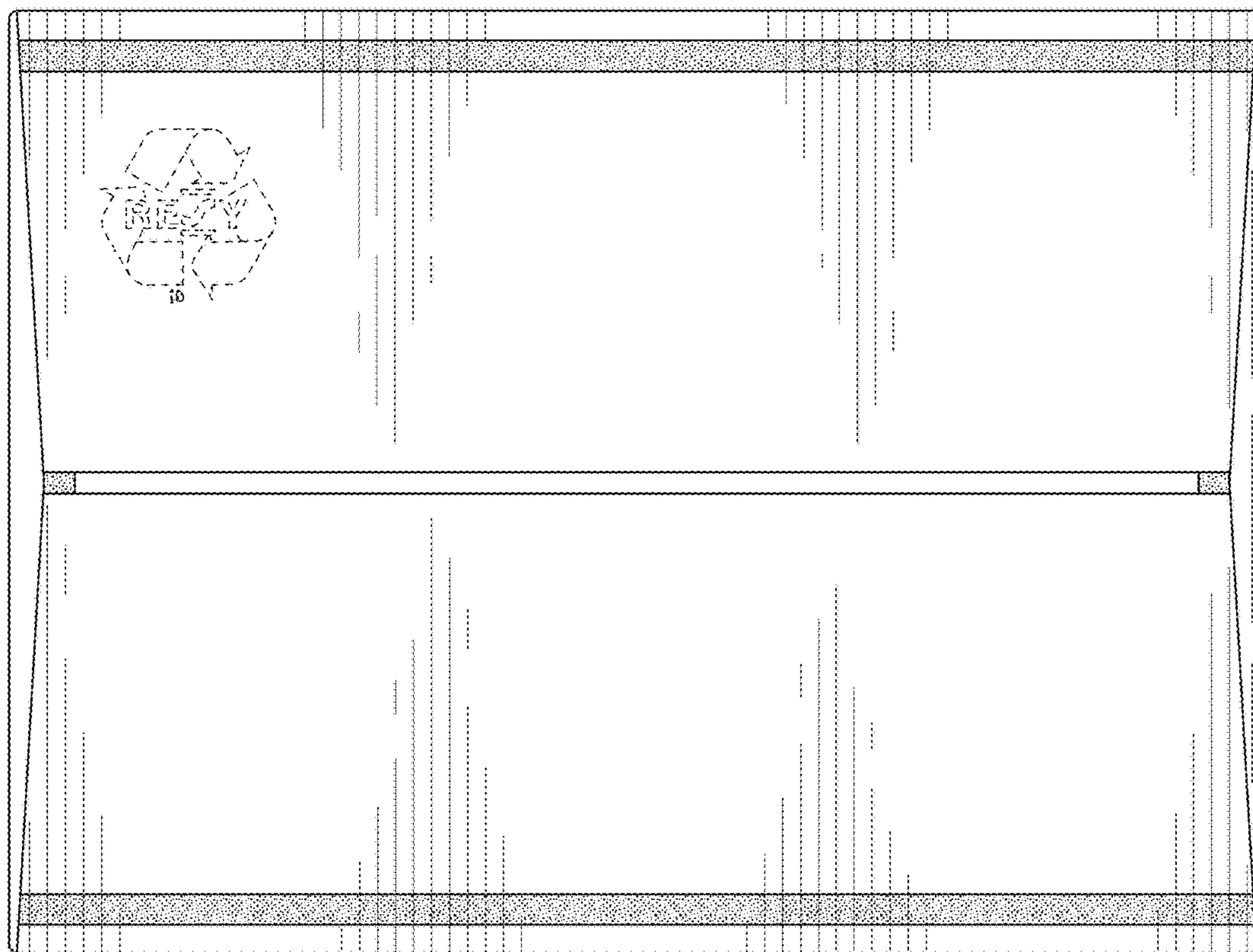


FIG. 7

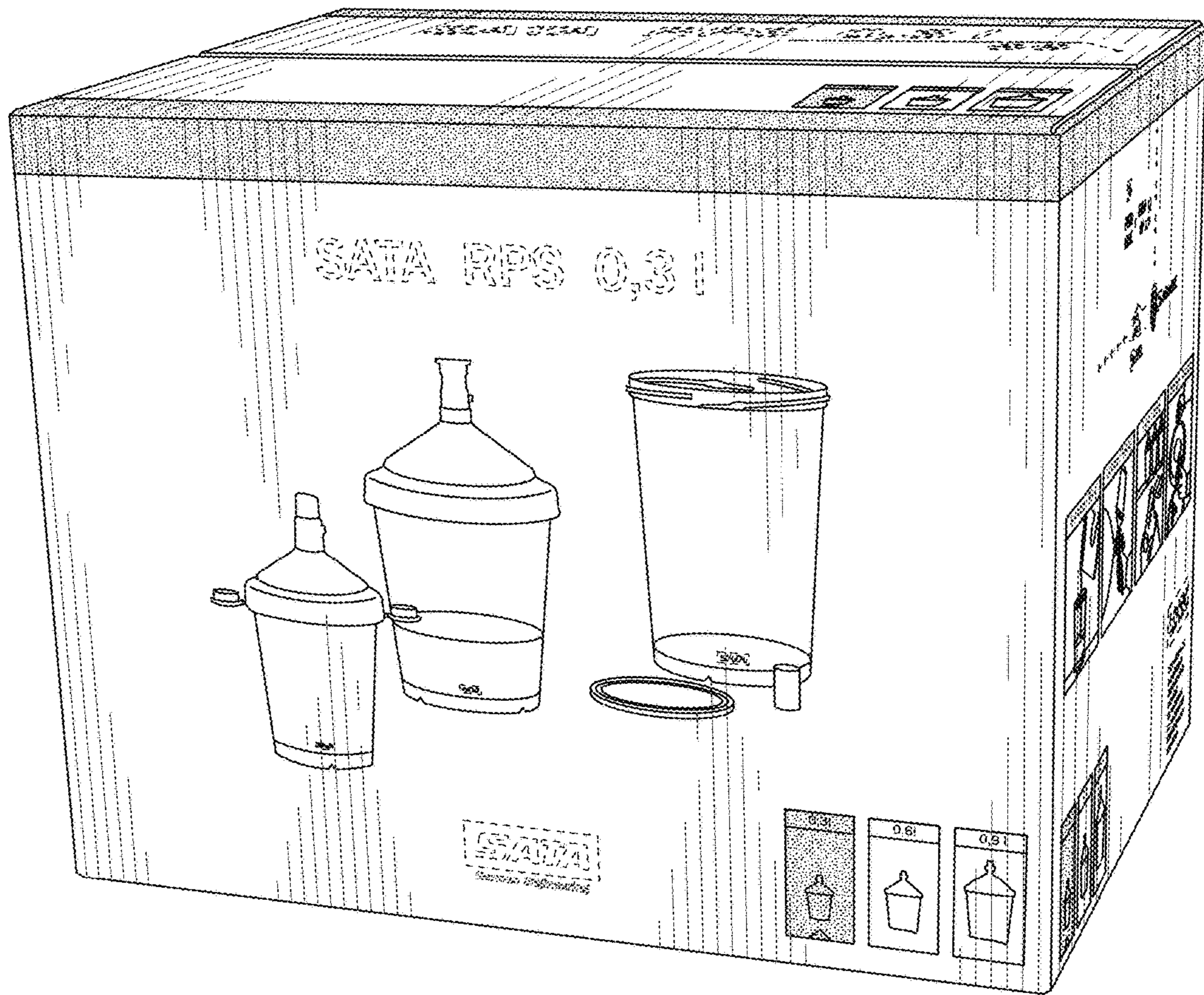


FIG. 8

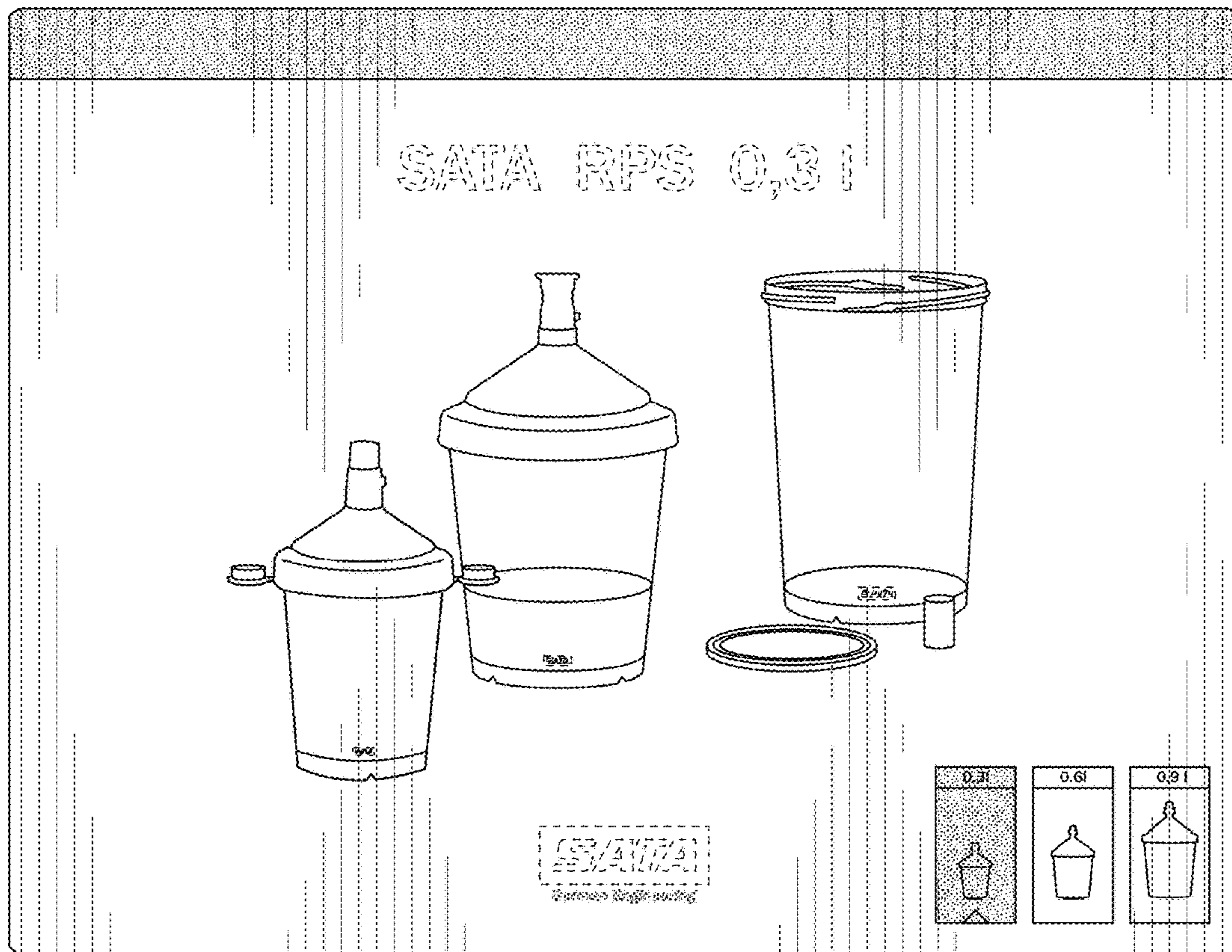


FIG. 9

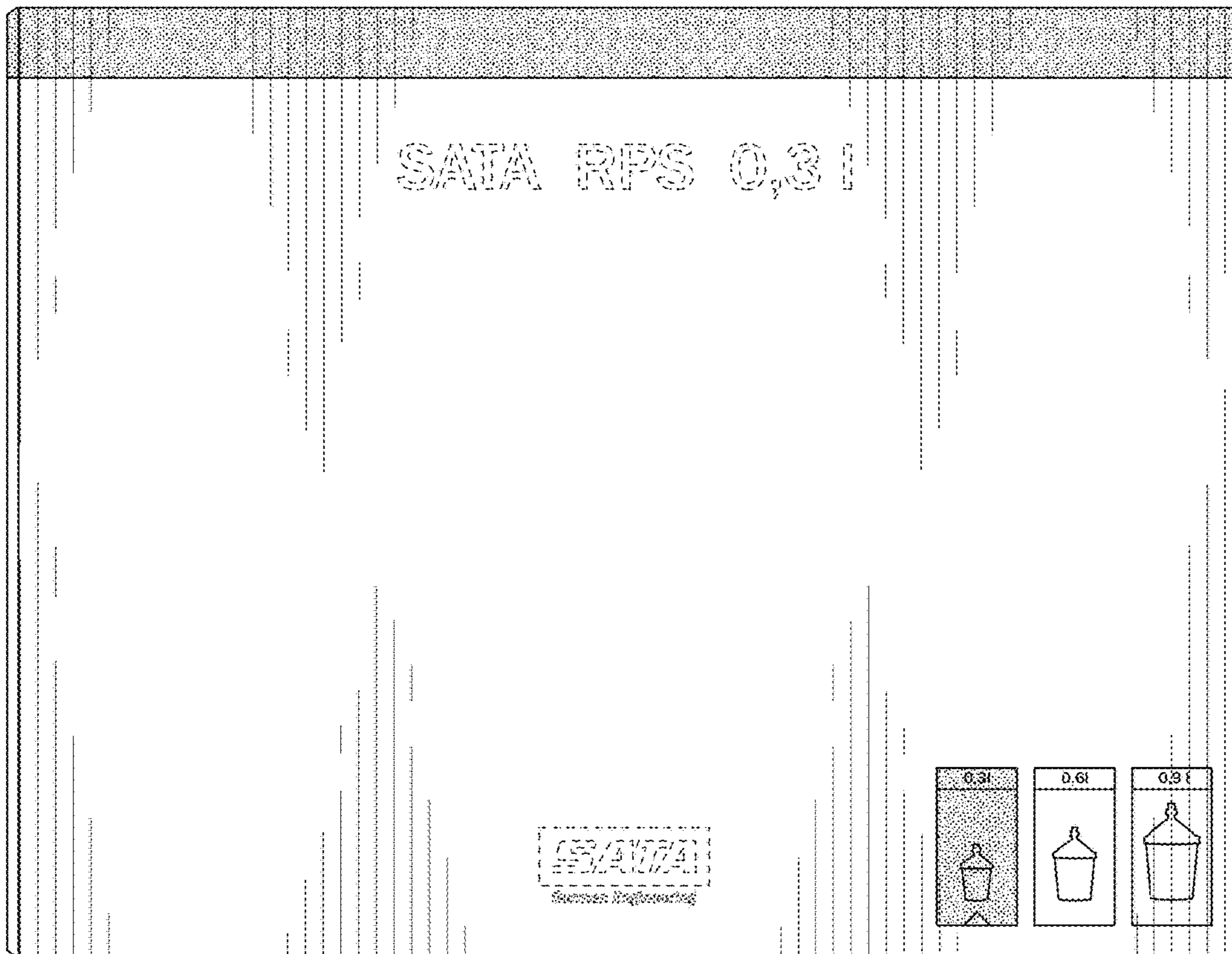


FIG. 10

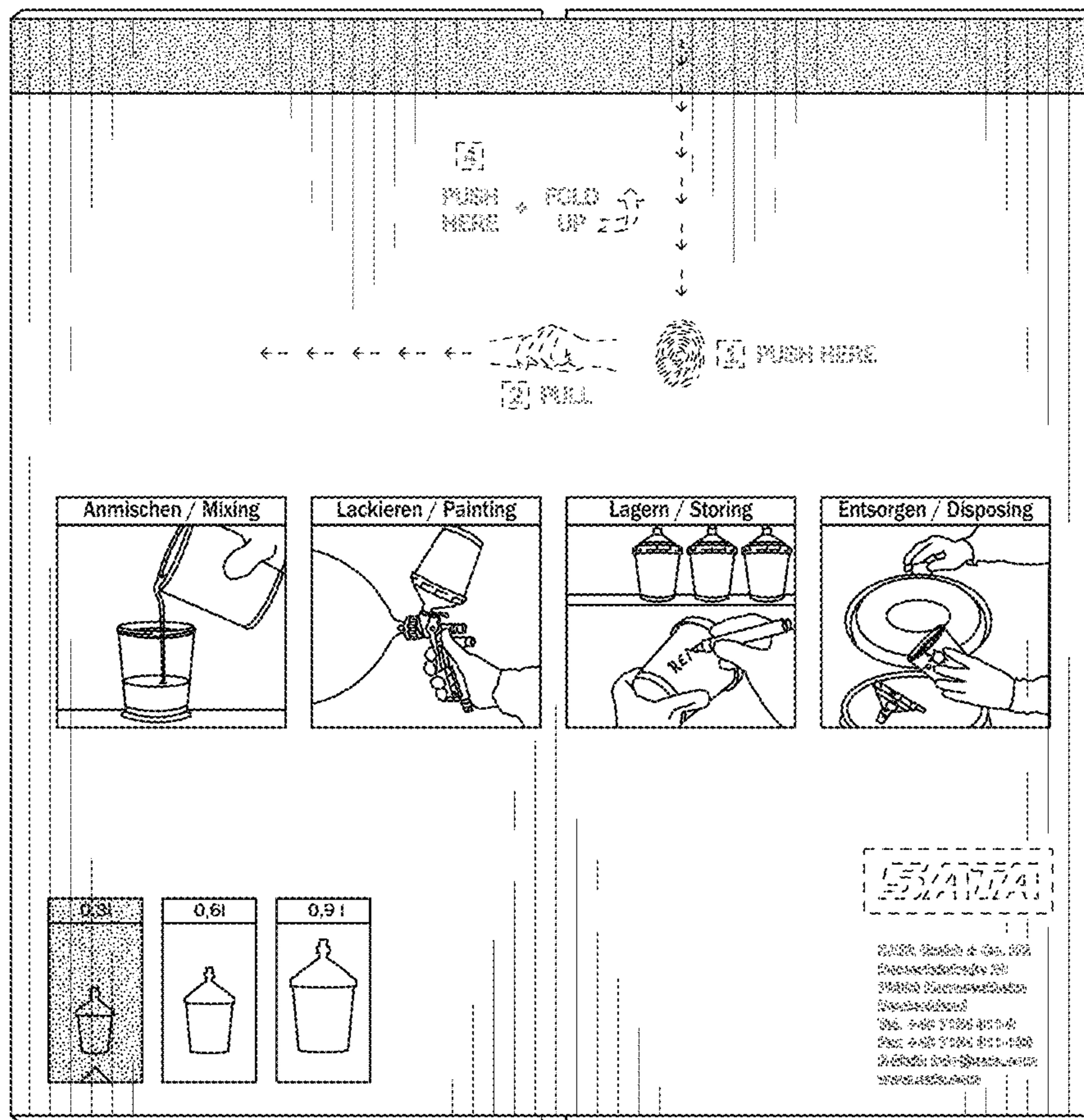


FIG. 11

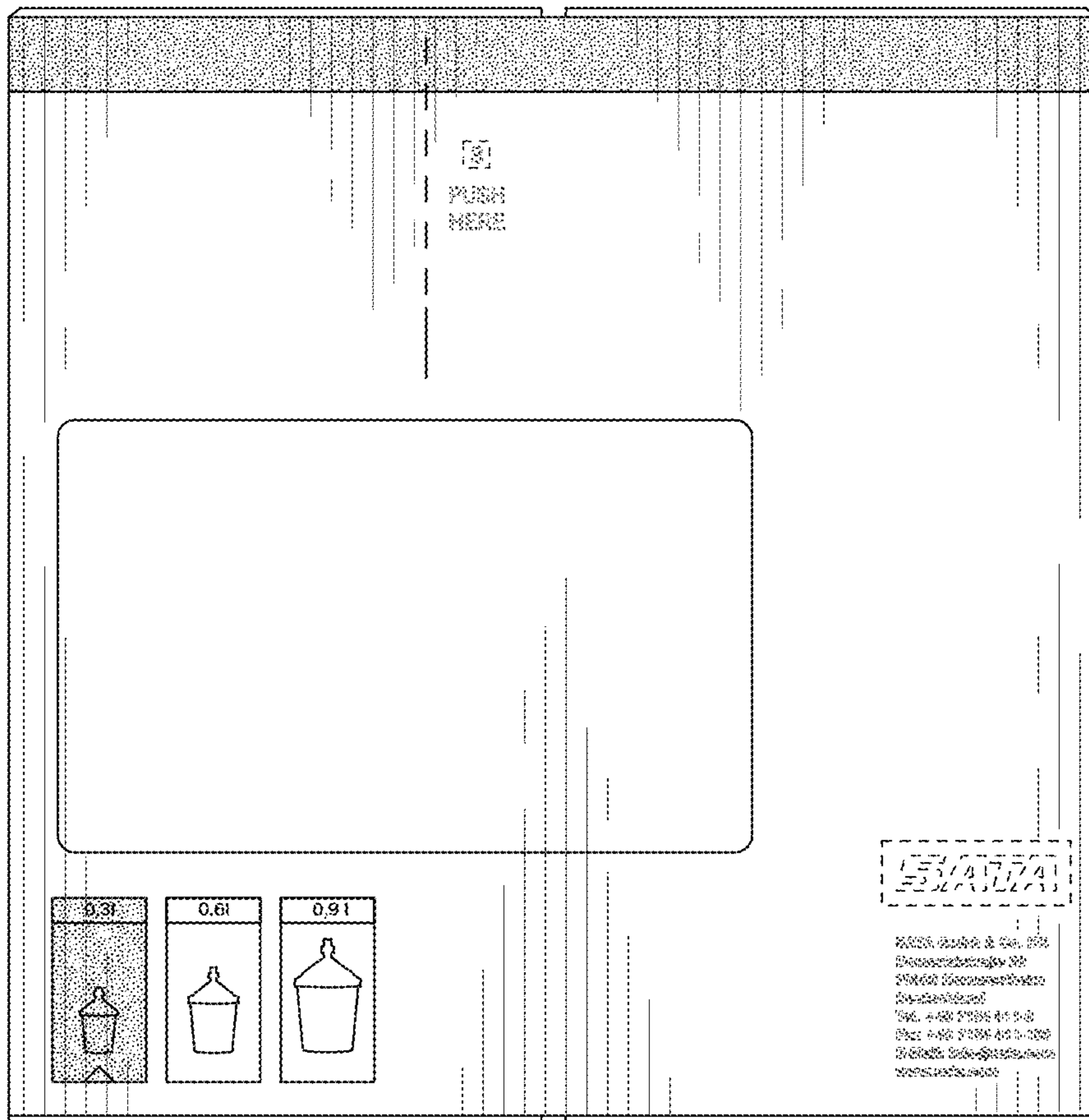


FIG. 12

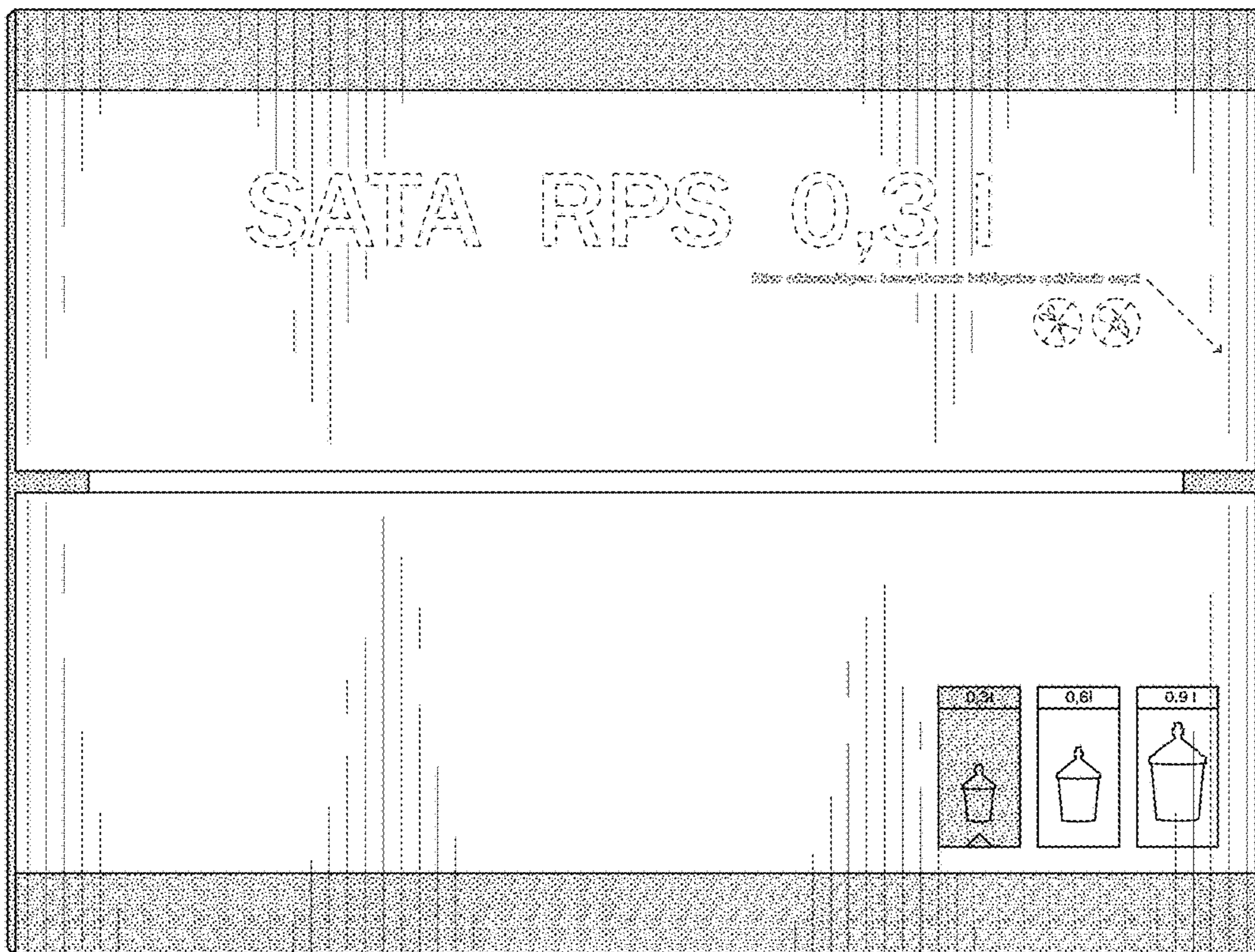


FIG. 13

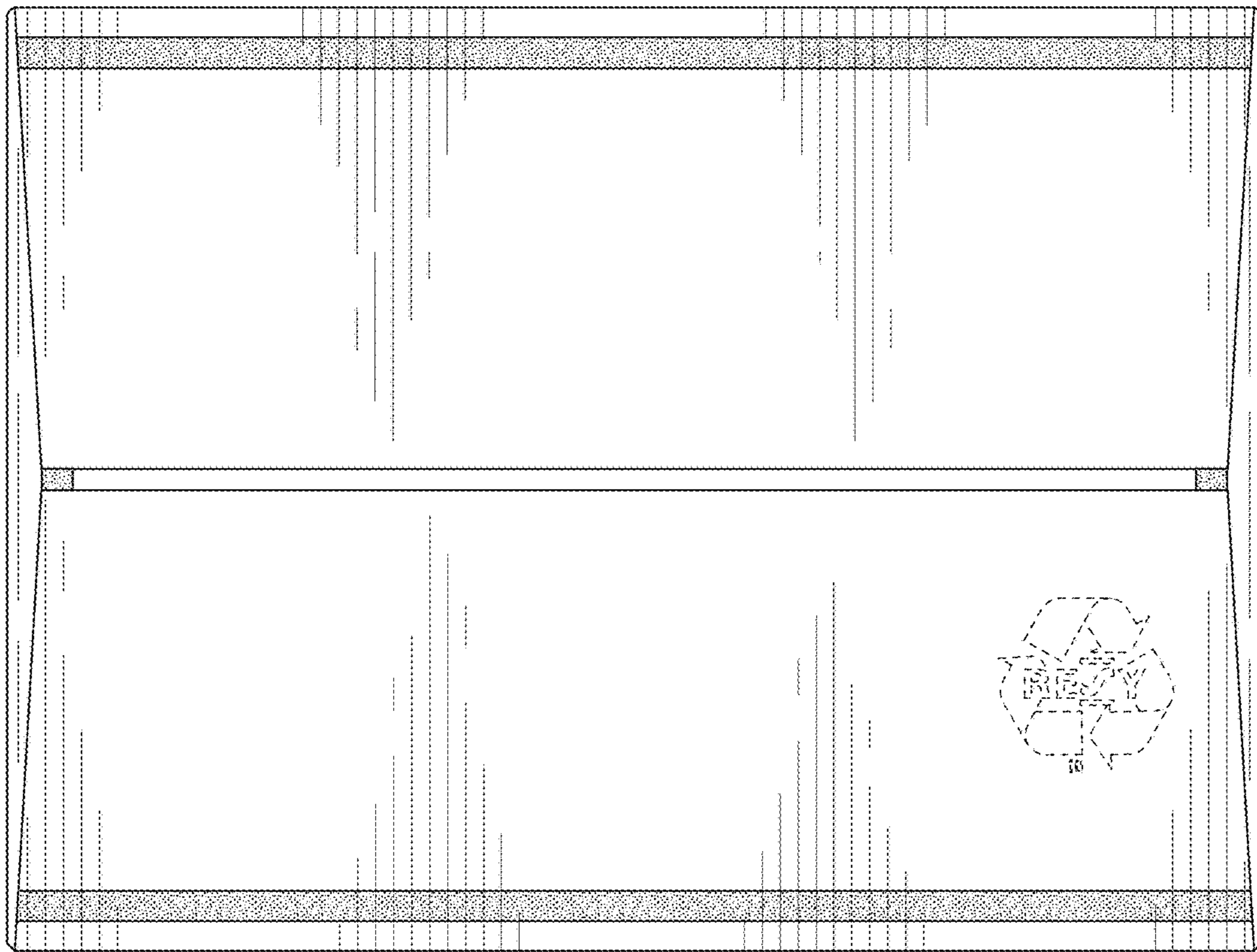


FIG. 14



FIG. 15

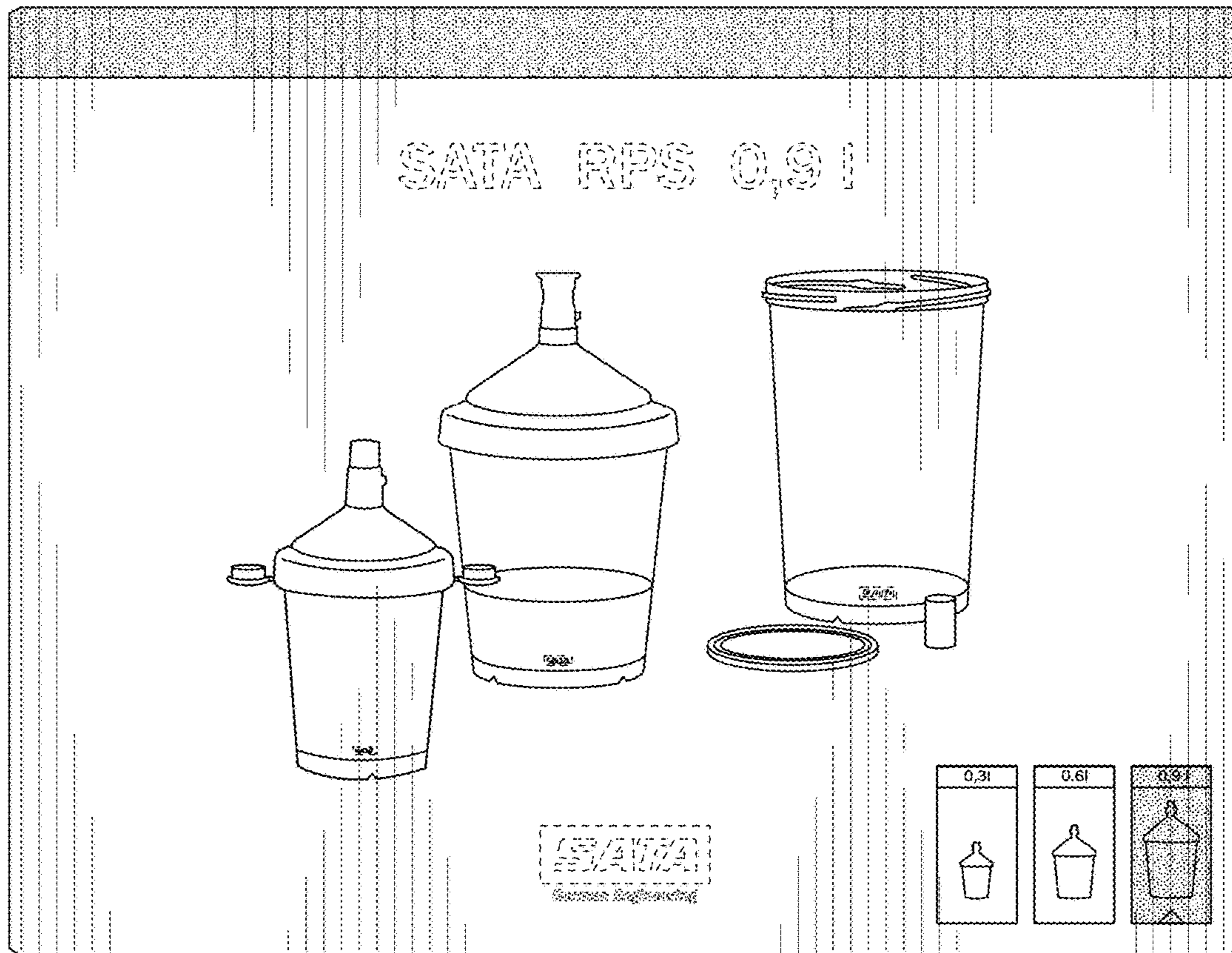


FIG. 16

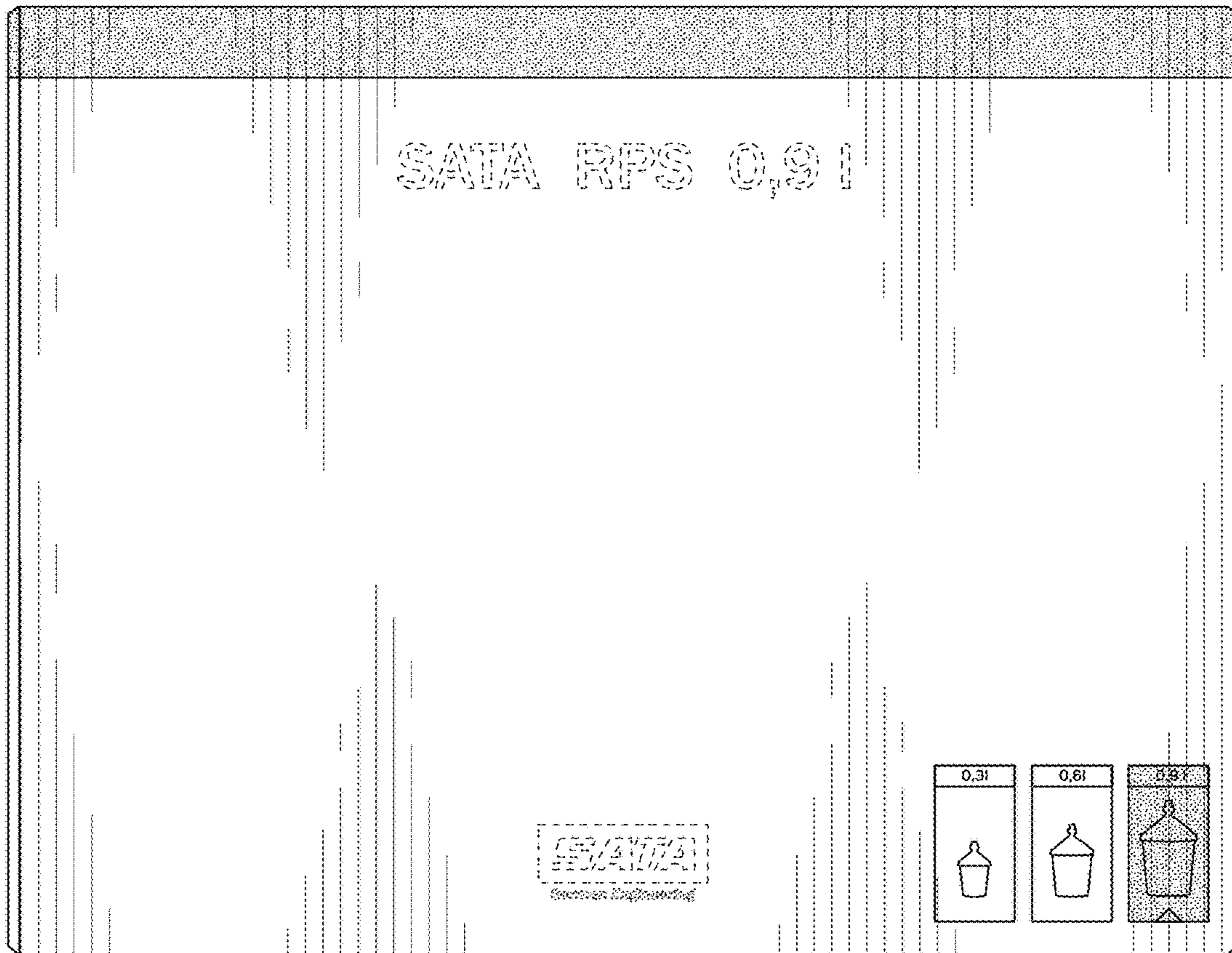


FIG. 17

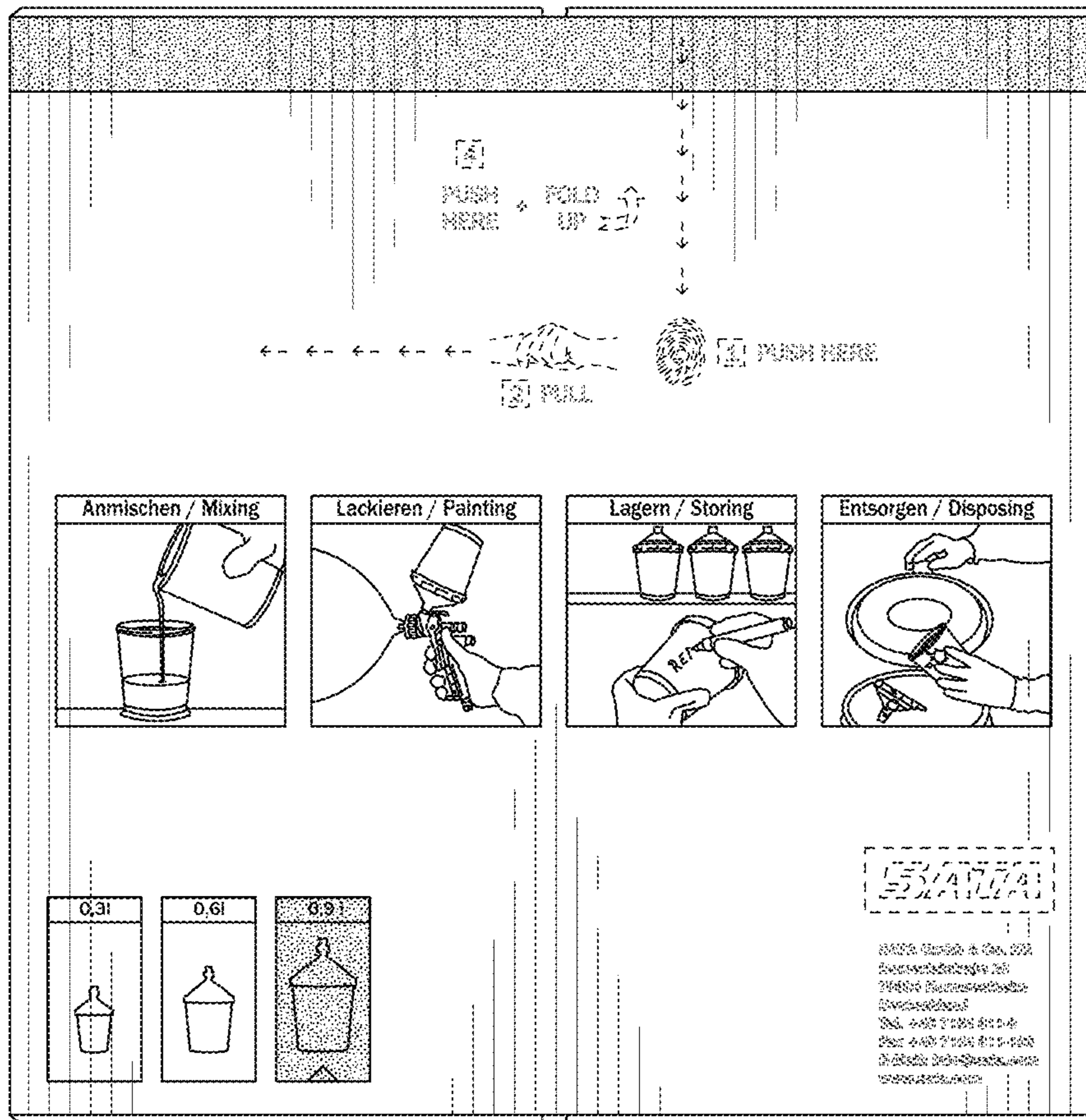


FIG. 18

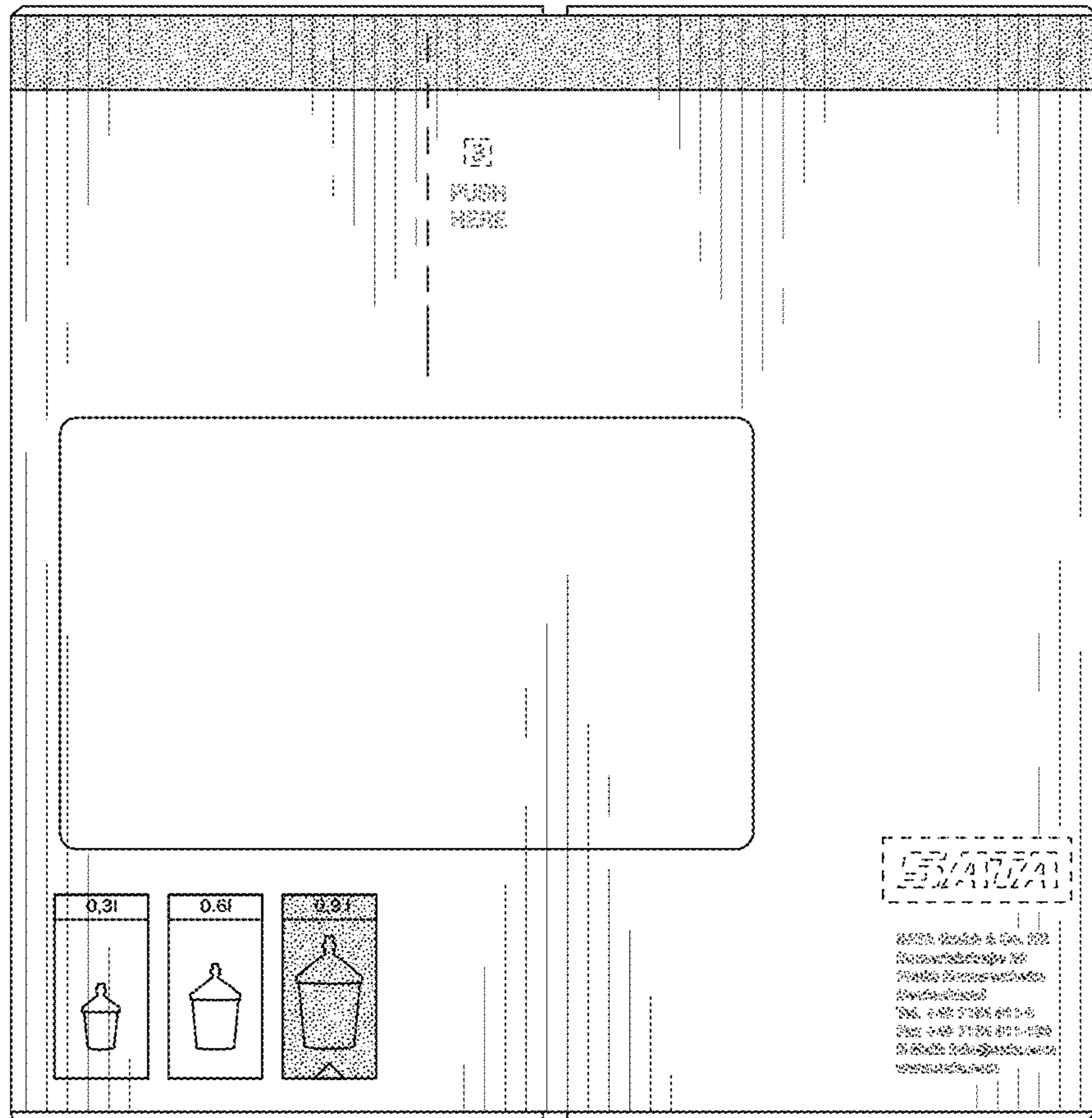


FIG. 19

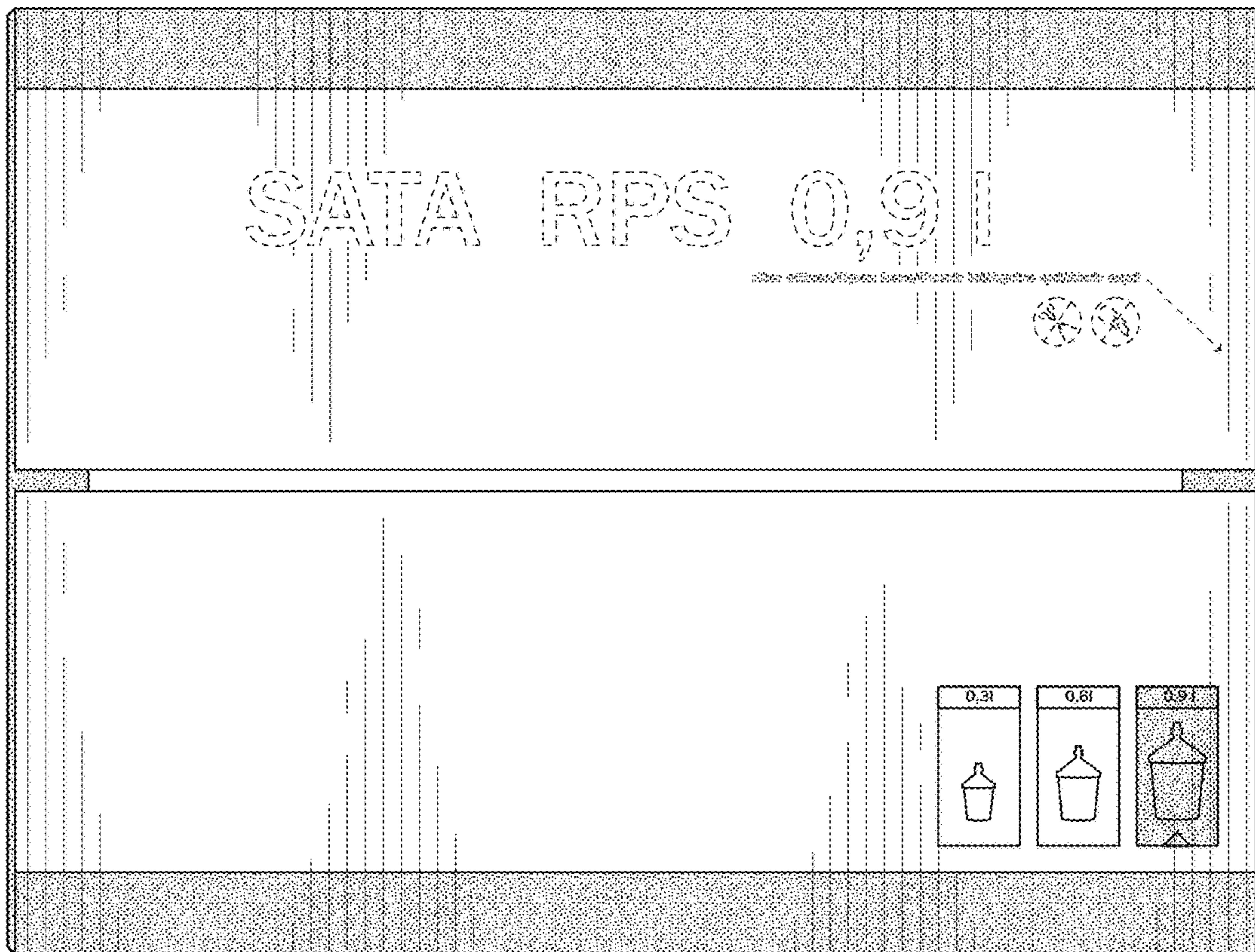


FIG. 20




FIG. 21