



US00D846982S

(12) **United States Design Patent**
Horne

(10) **Patent No.:** **US D846,982 S**

(45) **Date of Patent:** **** Apr. 30, 2019**

(54) **PACKAGING**

(71) Applicant: **Reckitt Benckiser (Brands) Limited,**
Slough (GB)

(72) Inventor: **Jesse John Horne,** Warwickshire (GB)

(73) Assignee: **RECKITT BENCKISER (BRANDS)**
LIMITED, Slough (GB)

(**) Term: **15 Years**

(21) Appl. No.: **29/642,625**

(22) Filed: **Mar. 30, 2018**

(30) **Foreign Application Priority Data**

Oct. 10, 2017 (EM) 004393676-0001

(51) **LOC (11) Cl.** **09-03**

(52) **U.S. Cl.**
USPC **D9/418**

(58) **Field of Classification Search**
USPC D9/414, 415, 418, 419, 431, 432, 499;
D27/186-192
CPC ... B65D 5/00; B65D 5/18; B65D 5/20; B65D
5/42; B65D 5/061; B65D 5/008; B65D
5/422; B65D 5/4204; B65D 5/4225;
B65D 25/54; B65D 33/04; B65D 33/14;
B42D 15/02; A45D 40/221
See application file for complete search history.

(56) **References Cited**

U.S. PATENT DOCUMENTS

4,457,431 A * 7/1984 Lundquist B65D 5/42
229/100
D464,878 S * 10/2002 Thompson D9/415
D468,638 S * 1/2003 Nogami D9/423
D485,172 S * 1/2004 Defino, Jr. D9/415

D518,368 S * 4/2006 Tachikawa D9/415
D557,135 S * 12/2007 Demalsche D9/418
D564,872 S * 3/2008 Kamins D9/418
D600,110 S * 9/2009 Cain D9/418
D618,543 S * 6/2010 Polaski D9/418
D628,882 S * 12/2010 Work D9/418
D630,503 S * 1/2011 Abdalkhani D9/418
D636,662 S * 4/2011 Ignacio D9/418
D636,663 S * 4/2011 Work D9/418
D639,652 S * 6/2011 Abdalkhani D9/418
D644,922 S * 9/2011 Smith D9/418
D681,444 S * 5/2013 Oja D9/418
D699,103 S * 2/2014 Rathbone D9/418
D699,562 S * 2/2014 Klauder D9/418
D699,563 S * 2/2014 McAdam D9/418
D702,546 S * 4/2014 McAdam D9/418
D712,275 S * 9/2014 Irek D9/418
D712,276 S * 9/2014 Irek D9/418

(Continued)

Primary Examiner — Wan Laymon

Assistant Examiner — Clint A Samuel

(74) *Attorney, Agent, or Firm* — Troutman Sanders LLP;
Ryan Schneider; Chris Davis

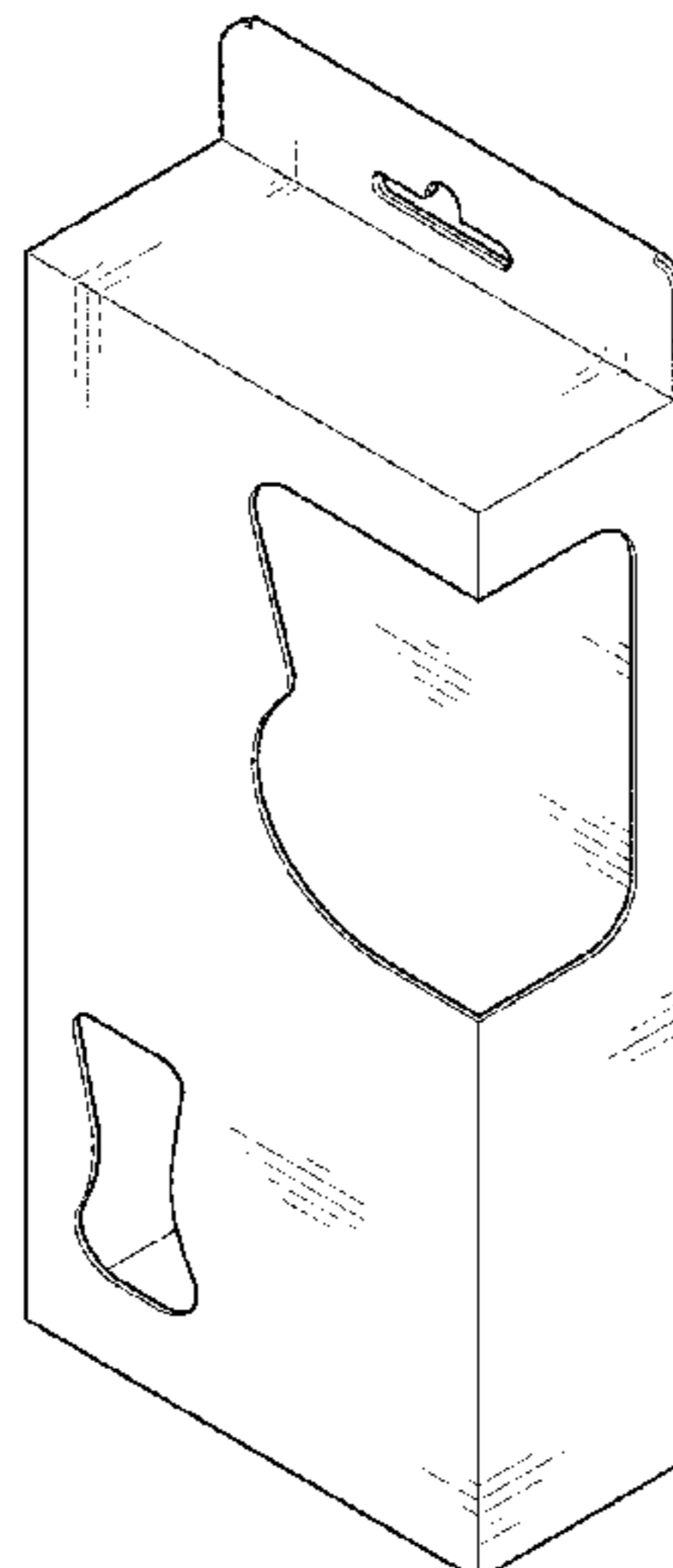
(57) **CLAIM**

The ornamental design for a packaging, as shown and described.

DESCRIPTION

FIG. 1 is a perspective view of the packaging showing my new design;
FIG. 2 is a front elevation view of the packaging of FIG. 1;
FIG. 3 is a side elevation view of the packaging of FIG. 1;
FIG. 4 is a back elevation view of the packaging of FIG. 1;
FIG. 5 is the other side elevation view of the packaging of FIG. 1;
FIG. 6 is a top plan view of the packaging of FIG. 1; and,
FIG. 7 is a bottom plan view of the packaging of FIG. 1.

1 Claim, 7 Drawing Sheets



(56)

References Cited

U.S. PATENT DOCUMENTS

D738,716	S	*	9/2015	Nettenstrom	D9/418
D756,036	S	*	5/2016	Heilman	D28/76
D758,841	S	*	6/2016	Russo	D9/415
D762,465	S	*	8/2016	Popper	D9/415
9,457,946	B2	*	10/2016	Lopez	B65D 5/422
D775,523	S	*	1/2017	Platt	D9/418
D782,297	S	*	3/2017	Vaske	D9/418
D797,550	S	*	9/2017	Fath	D9/418
D822,480	S	*	7/2018	Rivera	D9/418
D822,481	S	*	7/2018	Rivera	D9/418
D823,119	S	*	7/2018	Louw	D9/600
D830,165	S	*	10/2018	Thompson	D9/418

* cited by examiner

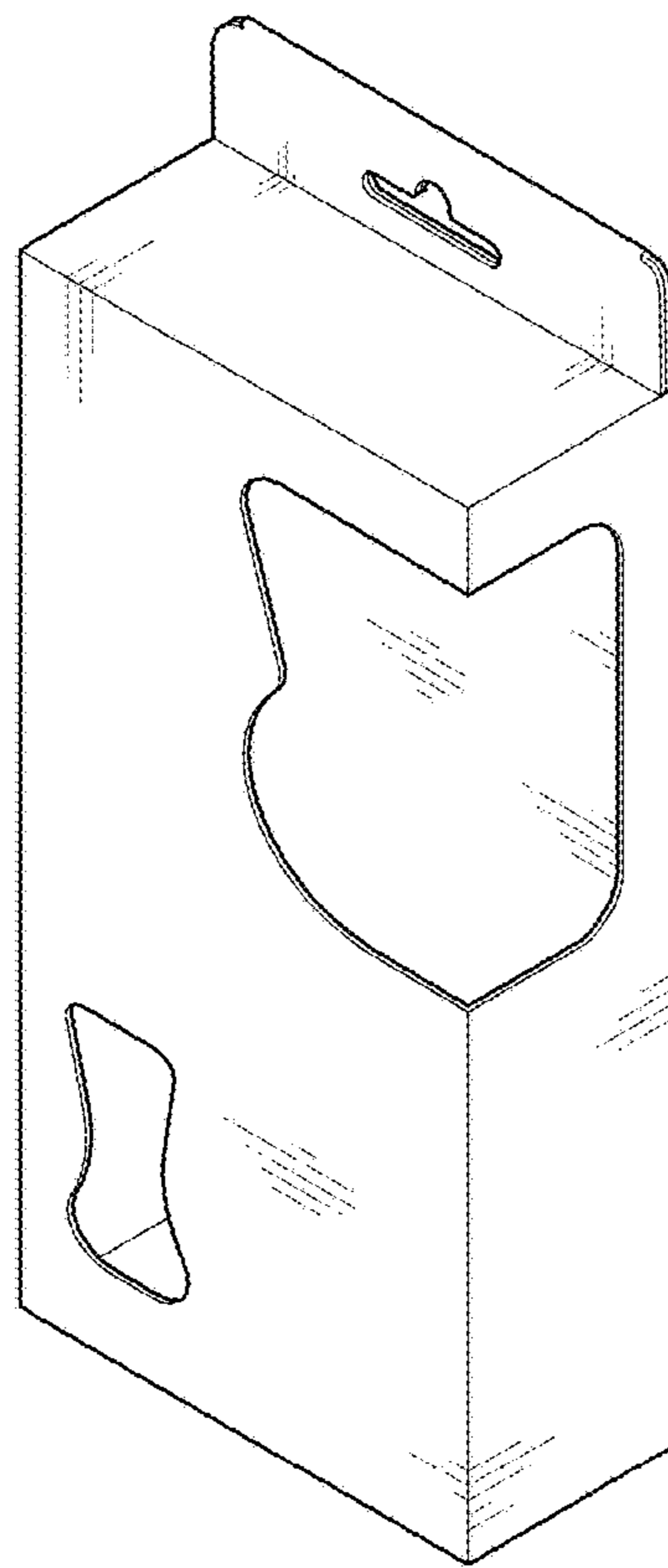


Fig. 1

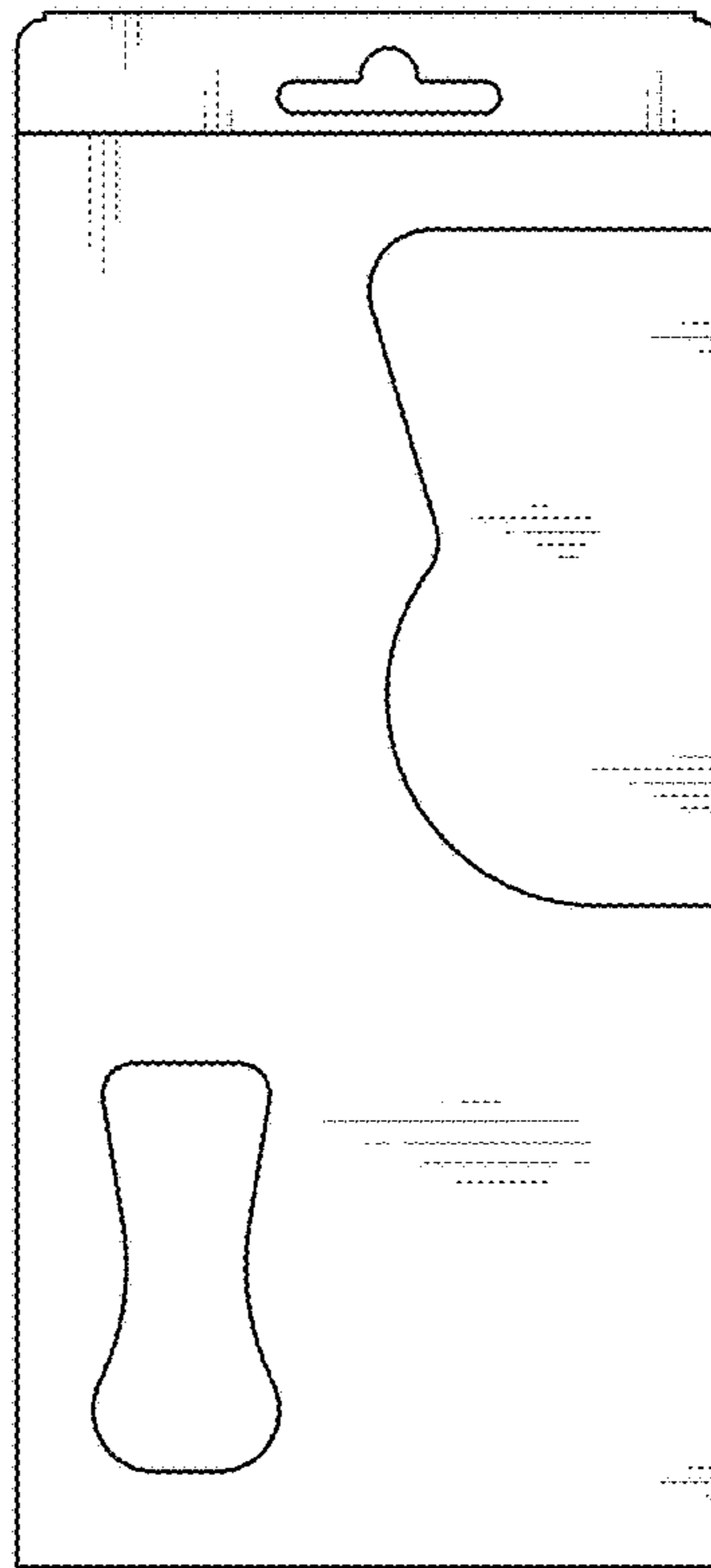


Fig. 2

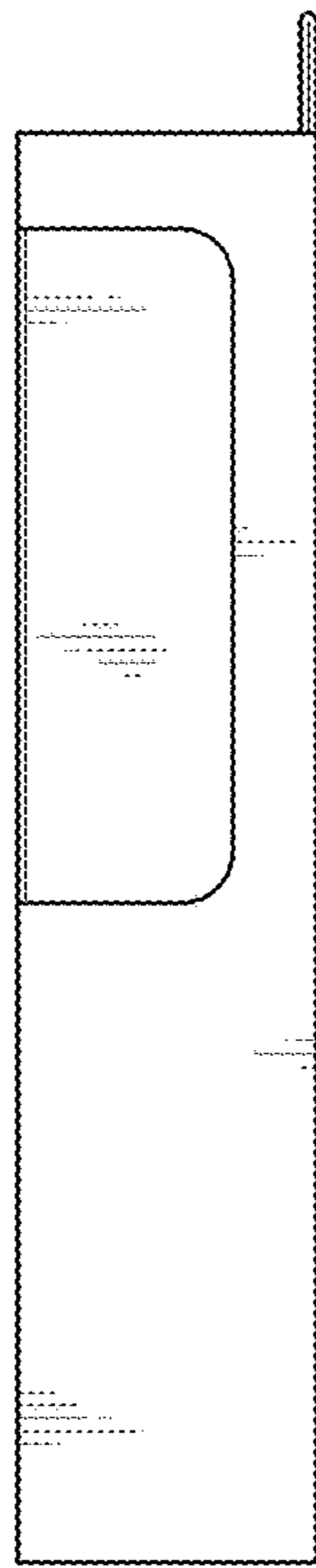


Fig. 3




Fig. 4




Fig. 5




Fig. 6




Fig. 7