



US00D846956S

(12) **United States Design Patent** (10) **Patent No.:** **US D846,956 S**
Baldrey-Chourio (45) **Date of Patent:** **** Apr. 30, 2019**

(54) **CUTLERY**

(71) Applicant: **Kathryn Baldrey-Chourio**, Kingston upon Thames (GB)

(72) Inventor: **Kathryn Baldrey-Chourio**, Kingston upon Thames (GB)

(**) Term: **15 Years**

(21) Appl. No.: **29/627,418**

(22) Filed: **Nov. 27, 2017**

(30) **Foreign Application Priority Data**

May 25, 2017 (EM) 004018570-0001

(51) **LOC (11) Cl.** **07-03**

(52) **U.S. Cl.**
USPC **D7/645**; D7/401.2; D7/649; D7/653

(58) **Field of Classification Search**
USPC D7/368, 395, 401.2, 642-645, 649, D7/653-664, 669, 675-677, 683, D7/688-689, 691; D8/83, 107, 300-301; D22/117-118; D4/138

CPC ... A01D 9/02; A01D 9/04; A01D 9/06; A47G 21/00; A47G 21/004; A47G 21/005; A47G 21/02; A47G 21/023; A47G 21/04; A47G 21/06; A47G 21/08; A47G 21/10; A47J 43/28; A47J 43/281; A47J 43/282; A61F 13/10; A61J 7/0023; B25G 1/00; B25G 1/01; B25G 1/02; B25G 3/00; B26B 11/00; B65D 75/56; B65D 75/563; B65D 75/566; B67B 7/00; B67B 7/724; B67B 7/73

See application file for complete search history.

(56) **References Cited**

U.S. PATENT DOCUMENTS

| | | | | |
|---------------|--------|--------------|-------|------------------------|
| D149,677 S * | 5/1948 | Roblin | | D7/395 |
| D149,814 S * | 6/1948 | Hvale et al. | | 30/340 |
| D193,496 S * | 8/1962 | Jacoff | | D7/649 |
| D263,272 S * | 3/1982 | Jagger | | D7/664 |
| 5,950,280 A * | 9/1999 | Taylor | | A47G 21/02 16/422 |
| D419,397 S * | 1/2000 | Liu | | D7/663 |
| D461,997 S * | 8/2002 | Jalet | | D7/645 |
| D521,249 S * | 5/2006 | Hay | | D4/138 |
| D615,367 S * | 5/2010 | Sierra | | D7/653 |
| D657,620 S * | 4/2012 | Pookrum | | A47G 21/02 D7/401.2 |
| D657,621 S * | 4/2012 | Pookrum | | D7/401.2 |
| D682,613 S * | 5/2013 | De Leo | | D7/401.2 |

* cited by examiner

Primary Examiner — Ricky Pham

(74) *Attorney, Agent, or Firm* — Legends Law Goup, PLLC; Stephen H. Bean, Esq.

(57) **CLAIM**

I claim the ornamental design for the cutlery, as shown and described.

DESCRIPTION

FIG. 1 is a bottom-right-rear perspective view of the cutlery showing my new design;
FIG. 2 is a bottom-left perspective view thereof;
FIG. 3 is a top view thereof;
FIG. 4 is a bottom view thereof;
FIG. 5 is an enlarged front view thereof;
FIG. 6 is a bottom-left-front perspective view thereof; and,
FIG. 7 is a bottom-front-right perspective view thereof.

1 Claim, 7 Drawing Sheets

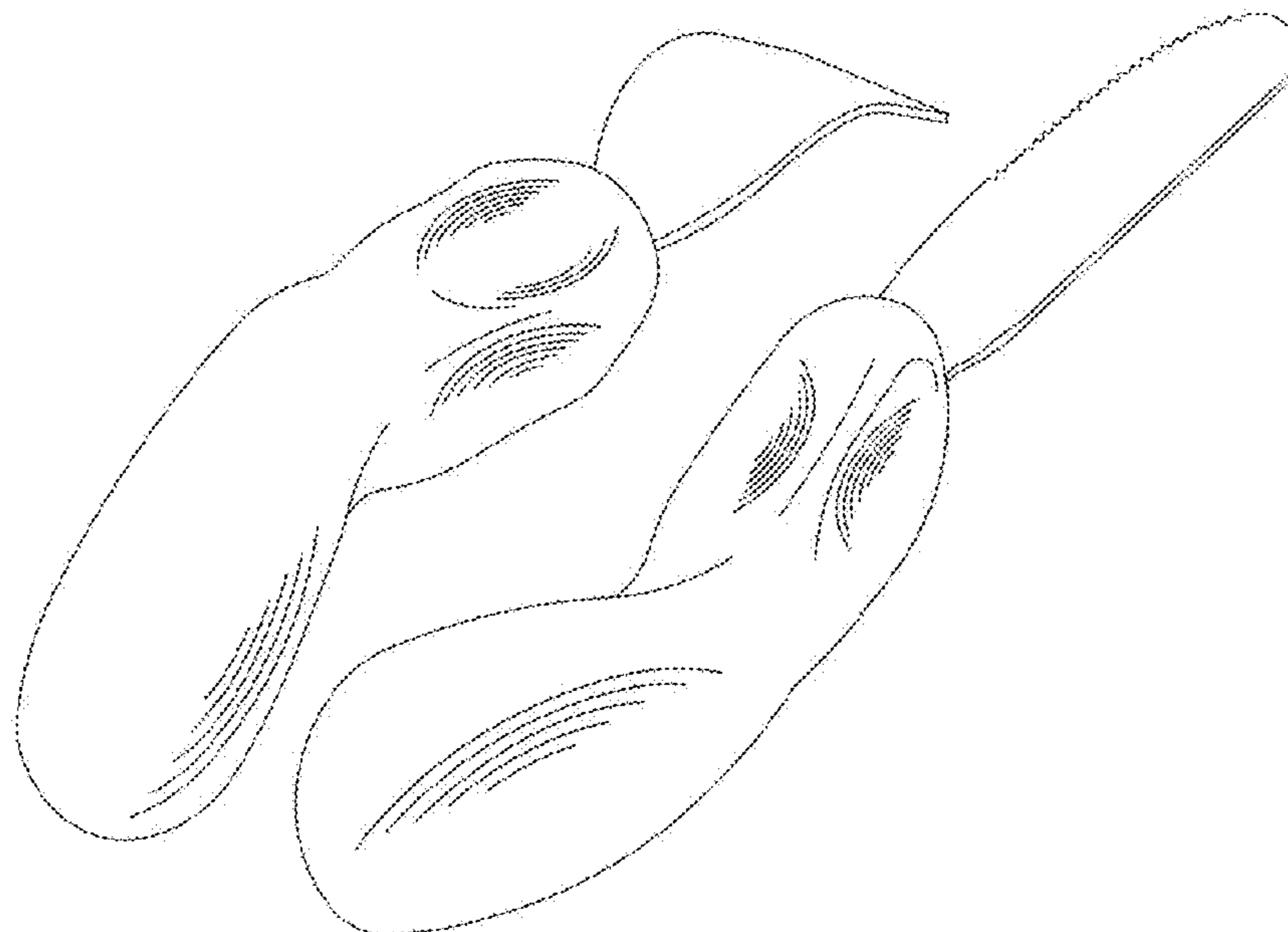


Fig. 1

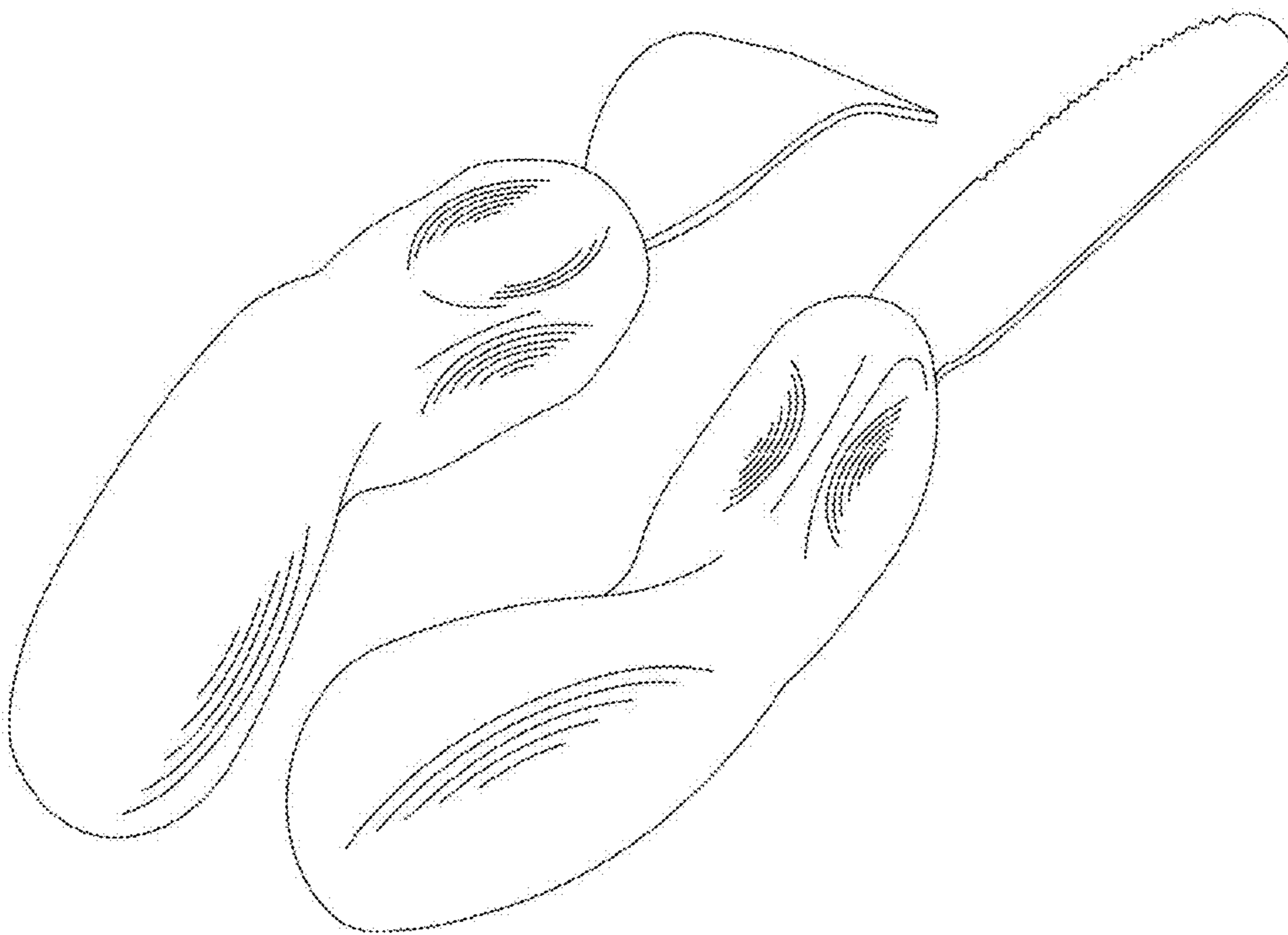


Fig. 2

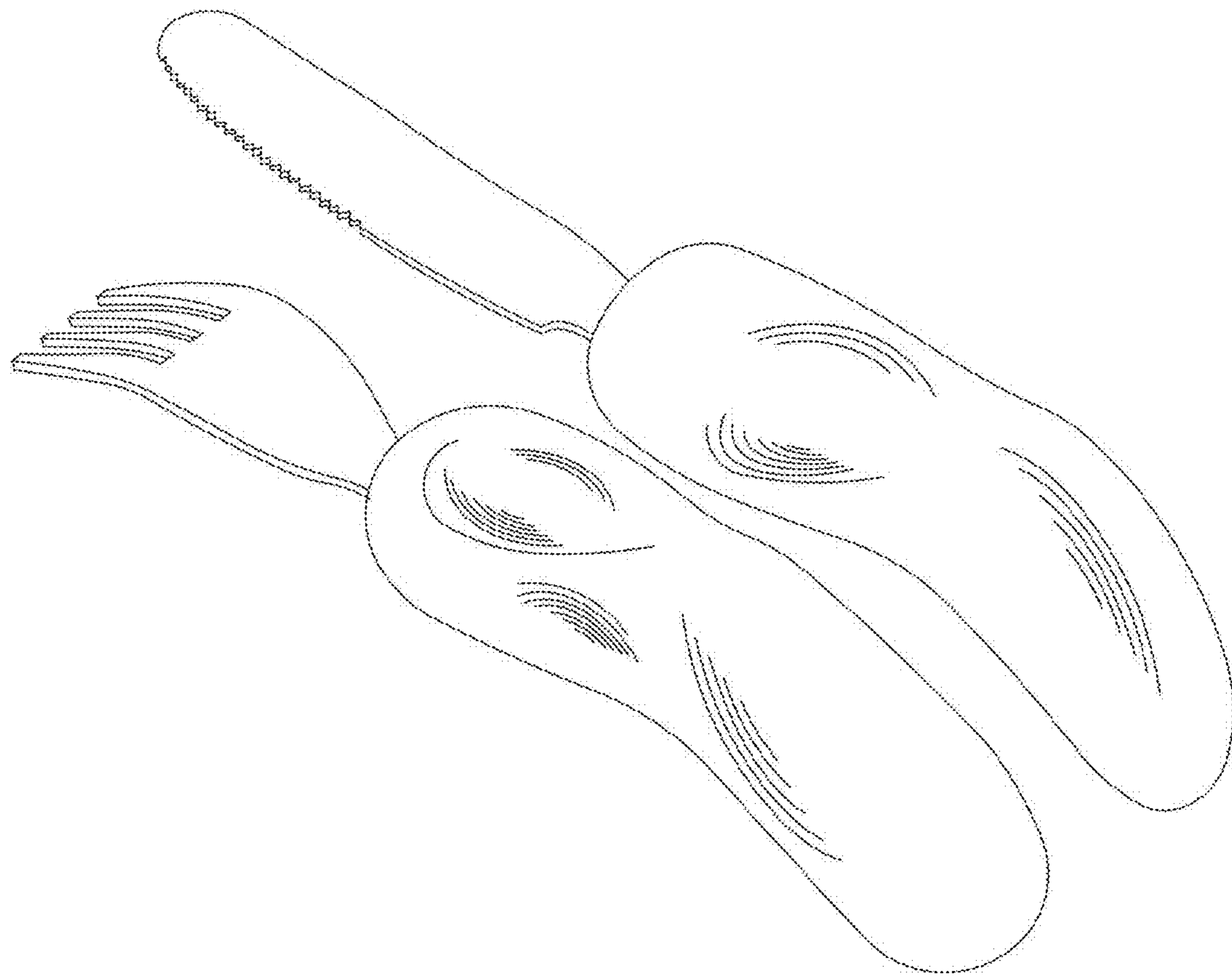


Fig. 3

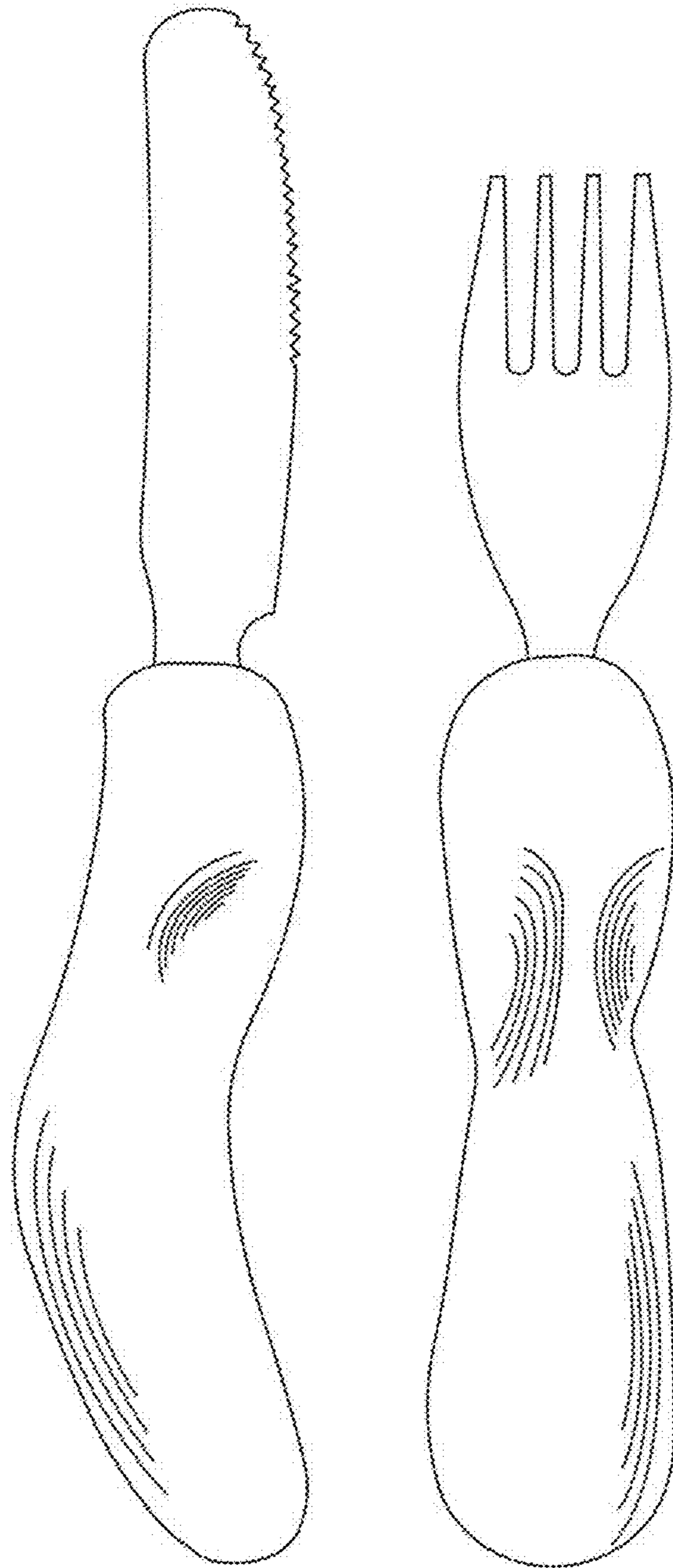


Fig. 4

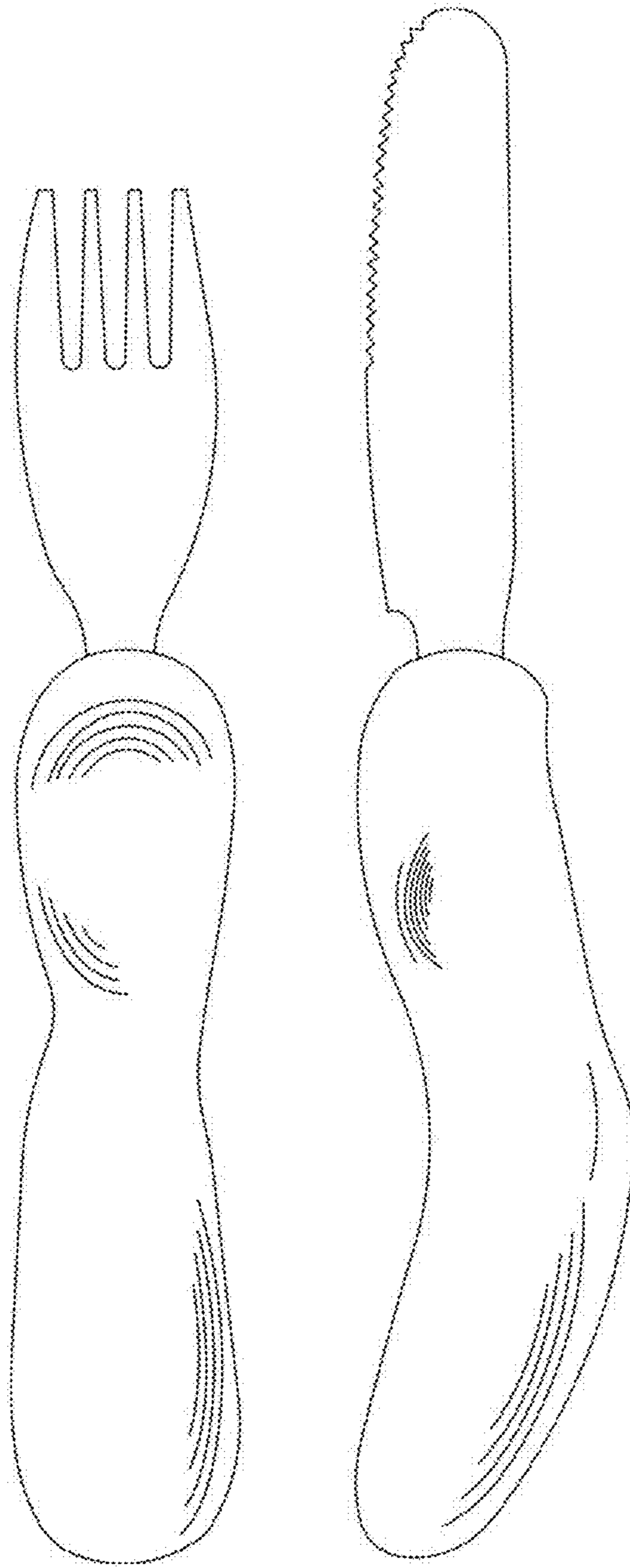


Fig. 5

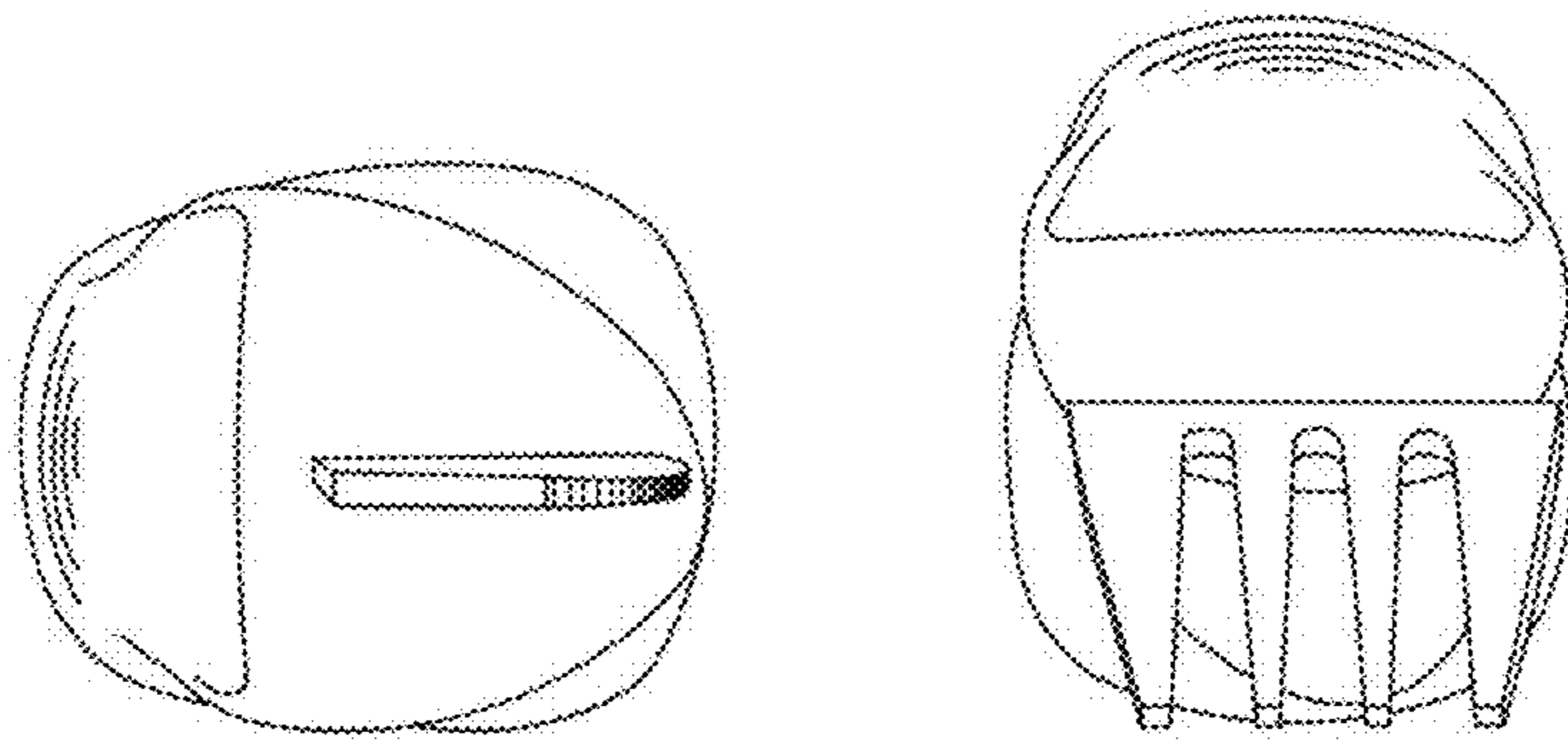


Fig. 6

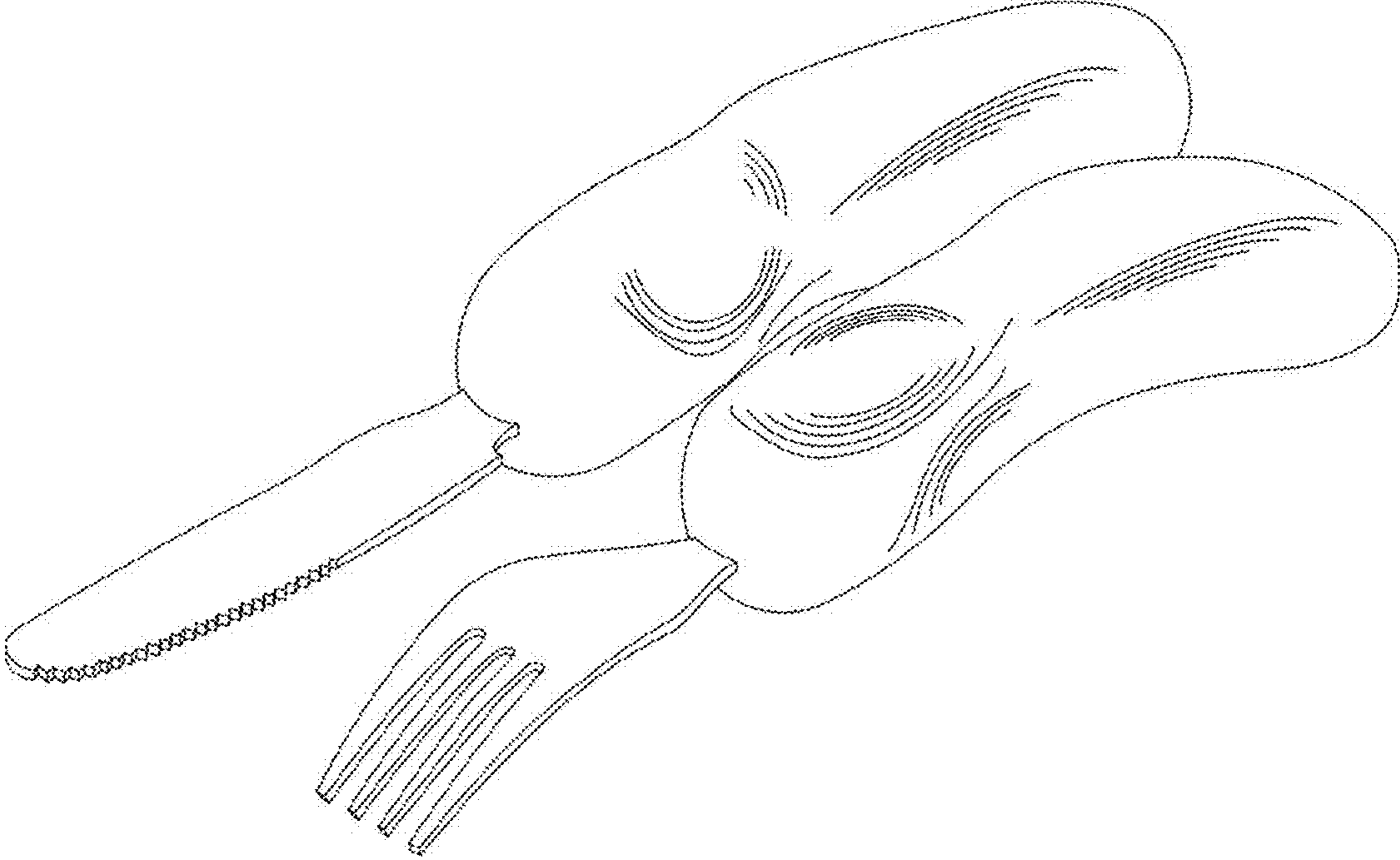


Fig. 7

