



US00D846952S

(12) **United States Design Patent**
Chargois

(10) **Patent No.:** **US D846,952 S**

(45) **Date of Patent:** **** Apr. 30, 2019**

(54) **SET OF SUSPENSION STRAPS**
(71) Applicant: **THE BANANA BUNGEE LLC**, Katy,
TX (US)
(72) Inventor: **Trevor A. Chargois**, Katy, TX (US)
(**) Term: **15 Years**

D524,111 S * 7/2006 Goodman D7/601
D526,863 S * 8/2006 Goodman D7/704
D538,109 S * 3/2007 Goodman D7/601
D590,714 S * 4/2009 Sanders D7/622
D694,069 S * 11/2013 Goodman D7/601
D716,106 S * 10/2014 Goodman D7/601
D752,887 S * 4/2016 Westerkamp D6/328
D766,046 S * 9/2016 Guindi D7/601

(Continued)

(21) Appl. No.: **29/586,690**
(22) Filed: **Dec. 6, 2016**
(51) **LOC (11) Cl.** **07-01**
(52) **U.S. Cl.**
USPC **D7/601**
(58) **Field of Classification Search**
USPC ... D3/203.2, 203.3, 272, 319, 207, 208–210,
D3/247, 250; D7/550.1, 601, 602, 605,
D7/637, 701, 703–705, 707, 708.1, 368,
D7/369, 371, 372, 379, 384, 386, 412,
D7/633, 665, 666, 668, 669, 674, 677,
D7/683, 685, 686, 688, 690; D9/434,
D9/436, 455–457, 499; D6/317, 322,
D6/328, 581; D11/40, 169
CPC A47F 7/0078; A47F 5/0006
See application file for complete search history.

OTHER PUBLICATIONS

Amazon. The Banana Bungee—Banana Holder. Feb. 3, 2017 [earliest online date], [site visited Jan. 18, 2018]. Available from Internet, <URL:https://www.amazon.com/Banana-Bungee-Alternative-Effective-Anywhere/dp/B01LZIQRXX>. (Year: 2017).*

Primary Examiner — George D. Kirschbaum
Assistant Examiner — Darcey E Heflin

(57) **CLAIM**

The ornamental design for a set of suspension straps, as shown and described.

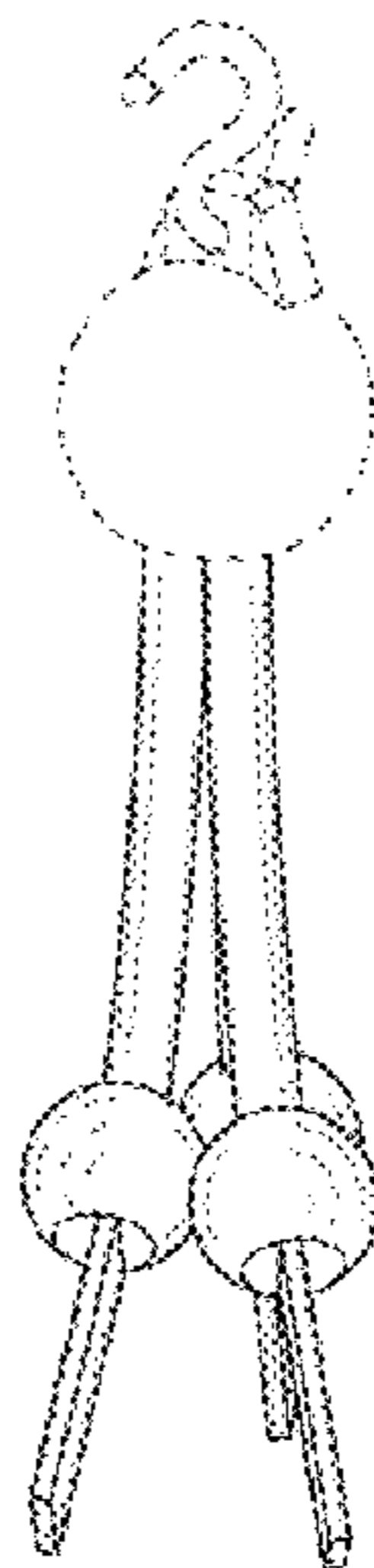
DESCRIPTION

FIG. 1 is a perspective view of a set of suspension straps, in accordance with the present invention;
FIG. 2 is a front view thereof;
FIG. 3 is a rear view thereof;
FIG. 4 is a side view thereof;
FIG. 5 is a corresponding side view thereof;
FIG. 6 is a top view thereof; and,
FIG. 7 is an underside view thereof.
In the drawings, the broken lines showing portions of a set of suspension straps depict environment and form no part of the claim. Moreover, with regard to the interior of the circular elements of the claim illustrated in FIGS. 1 and 7, the claim is limited to the shaded surfaces only for said circular elements.

(56) **References Cited**
U.S. PATENT DOCUMENTS

D26,615 S * 2/1897 Clinton 223/92
D55,273 S * 5/1920 Huebsch D11/166
D130,479 S * 11/1941 Baker D7/677
D177,204 S * 3/1956 Anderle D6/581
D324,452 S * 3/1992 Stillwagon D3/207
D350,645 S * 9/1994 Bagnall D3/208
D376,335 S * 12/1996 Shechter D11/40
D386,610 S * 11/1997 Wright D3/207
D398,774 S * 9/1998 Yu D3/209
D404,973 S * 2/1999 Goodman D7/601
D409,912 S * 5/1999 Brennan D9/434
D448,156 S * 9/2001 Gietz D3/207
D473,710 S * 4/2003 Szilva D3/207

1 Claim, 7 Drawing Sheets



(56)

References Cited

U.S. PATENT DOCUMENTS

D776,990 S * 1/2017 To D7/683
D788,541 S * 6/2017 Goodman D7/601

* cited by examiner

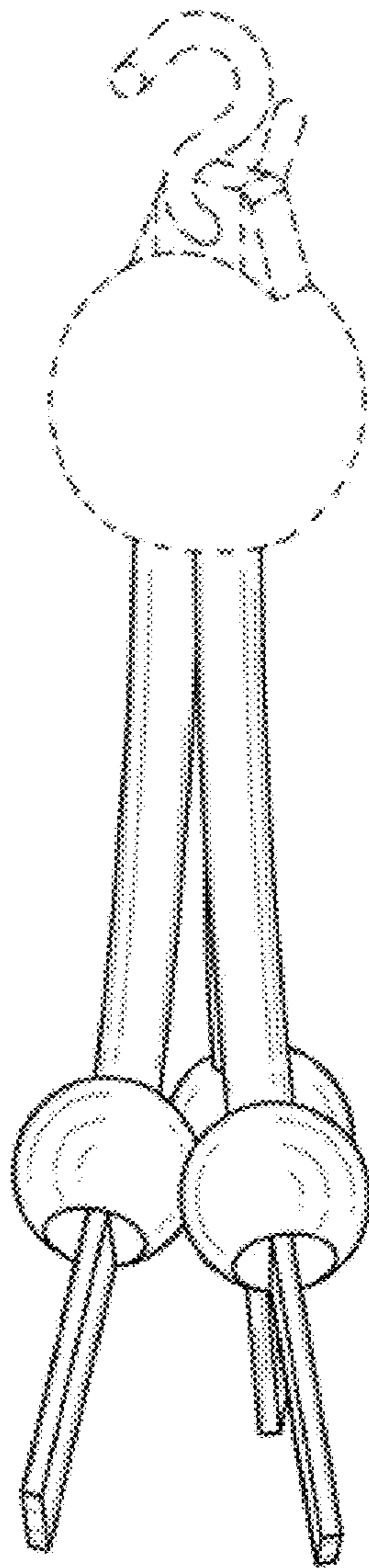


FIG. 1

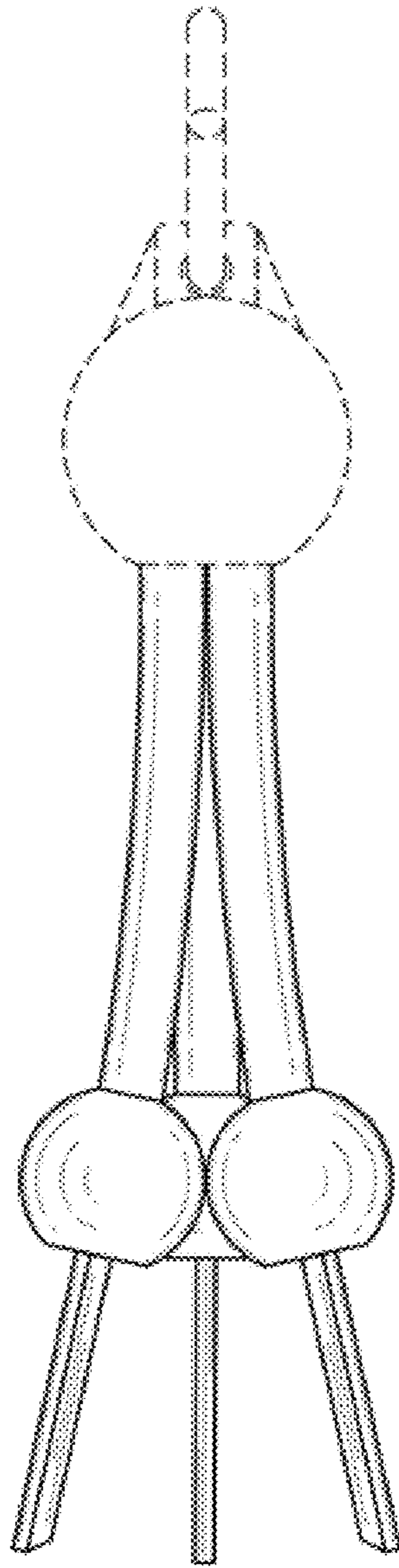


FIG.2

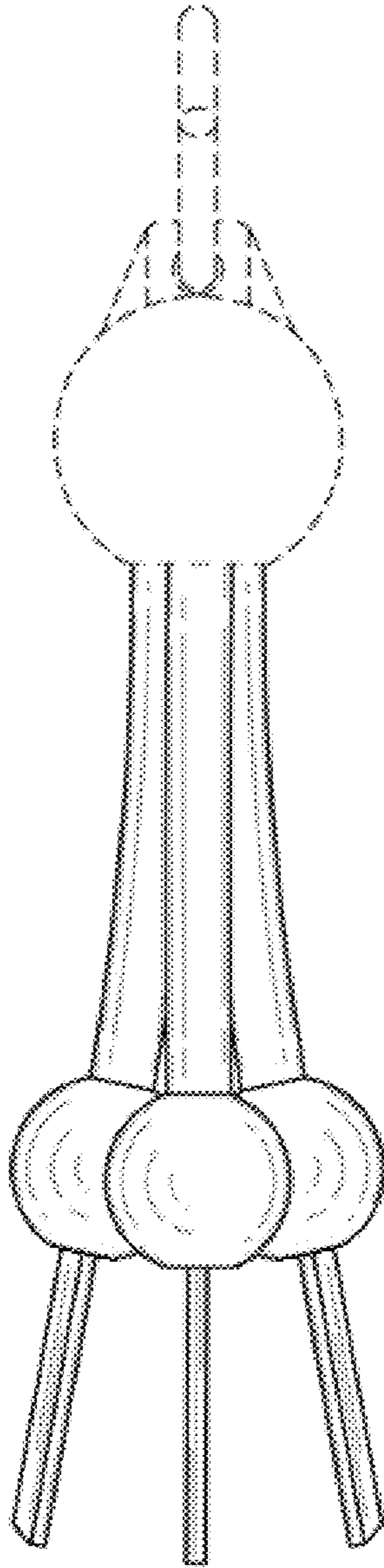


FIG.3

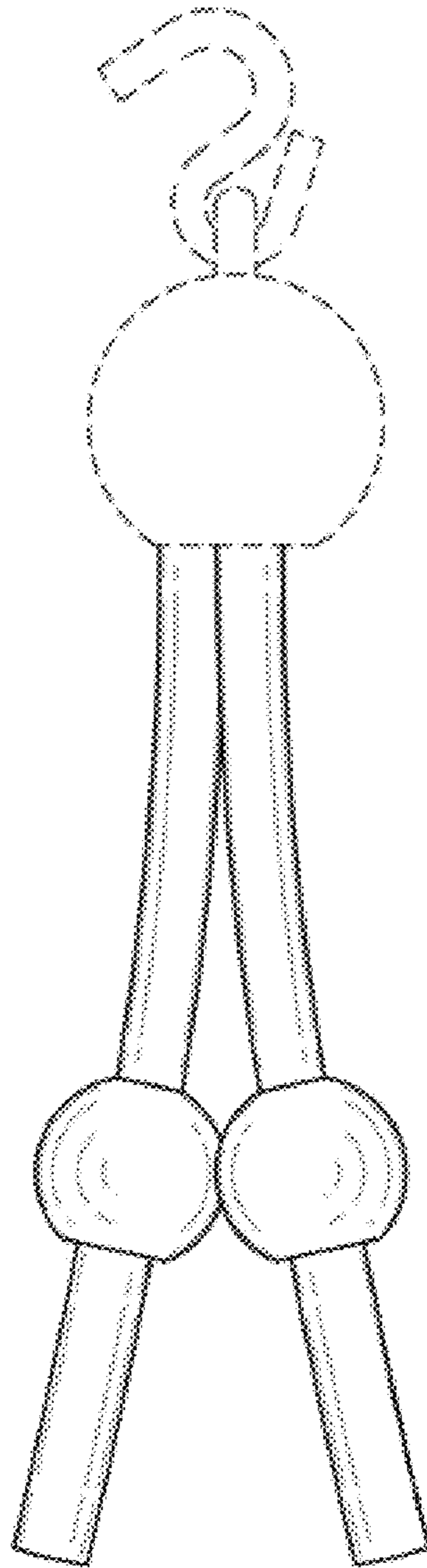


FIG.4

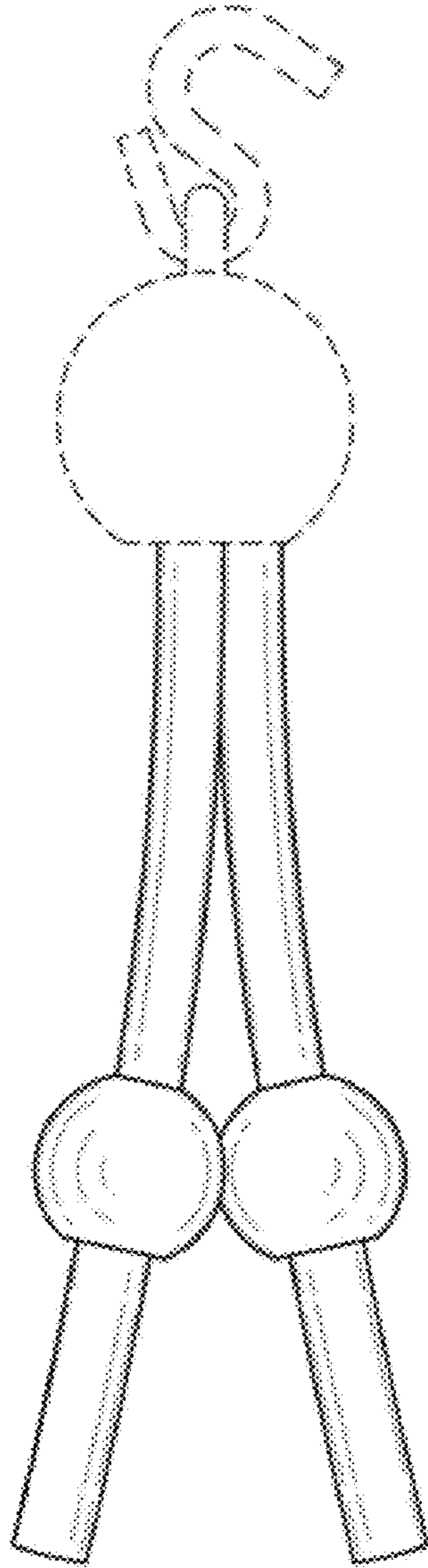


FIG.5

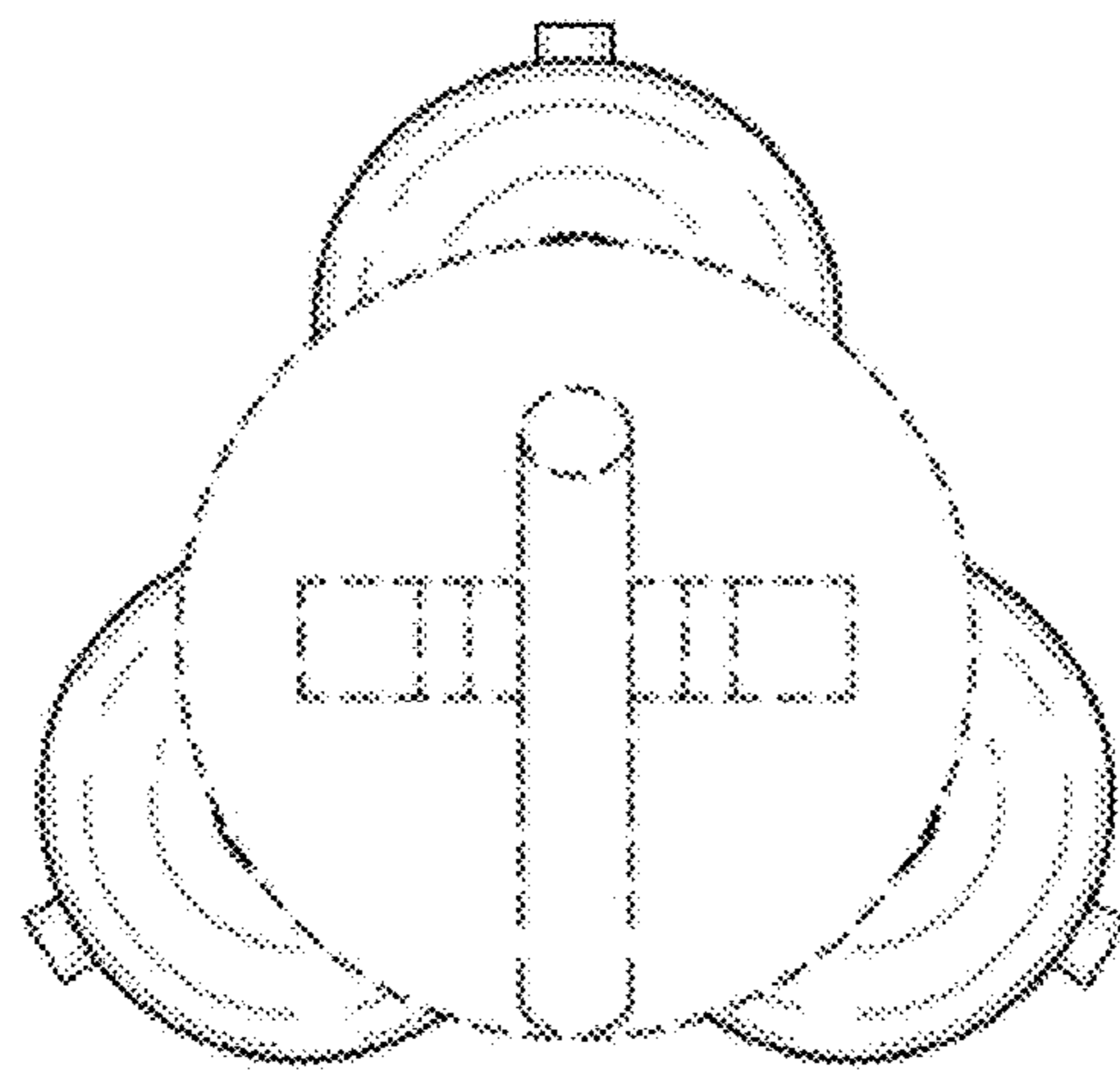


FIG.6

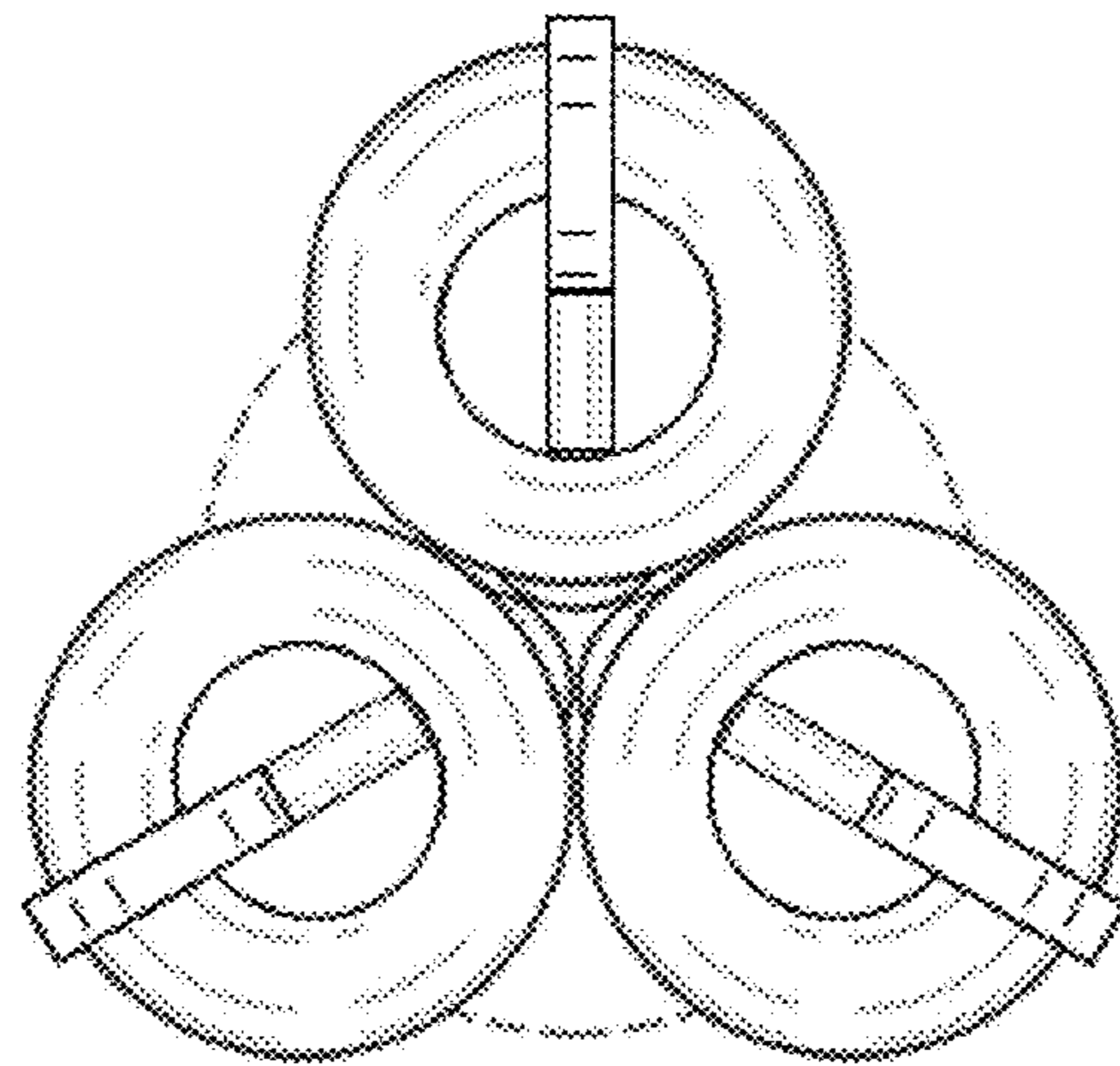


FIG.7