



US00D846933S

(12) **United States Design Patent**
Li et al.

(10) **Patent No.:** **US D846,933 S**
(45) **Date of Patent:** **** Apr. 30, 2019**

- (54) **WATER DISPENSER**
- (71) Applicant: **GUANGDONG MIDEA WATER DISPENSER MFG. CO., LTD.**,
Foshan (CN)
- (72) Inventors: **Jianping Li**, Foshan (CN); **Xiaodeng Xia**, Foshan (CN); **Feipeng Wu**,
Foshan (CN)
- (73) Assignee: **FOSHAN SHUNDE MIDEA WATER DISPENSER MFG. CO., LTD.**,
Foshan (CN)
- (**) Term: **15 Years**
- (21) Appl. No.: **29/602,935**
- (22) Filed: **May 4, 2017**
- (30) **Foreign Application Priority Data**

Mar. 20, 2017 (CN) 2017 3 0082424

- (51) **LOC (11) Cl.** **07-01**
- (52) **U.S. Cl.**
USPC **D7/306; D7/311; D7/313**
- (58) **Field of Classification Search**
USPC D7/305, 300, 306-311, 313, 301;
99/275; 222/78; D23/207
CPC A47J 31/057; A47J 31/44; A47J 31/54;
A47J 31/58; B67D 3/0032
See application file for complete search history.

(56) **References Cited**

U.S. PATENT DOCUMENTS

- D270,119 S * 8/1983 Rhodenbaugh D6/515
- D437,149 S * 2/2001 Klein D6/666

- D520,064 S * 5/2006 Worthington D20/1
- D718,413 S * 11/2014 Choi D23/207
- D757,178 S * 5/2016 Tais Zamir D20/1
- D759,154 S * 6/2016 Williamson D18/43
- D795,629 S * 8/2017 Ullman D7/306
- D799,255 S * 10/2017 Ullman D7/306
- D811,147 S * 2/2018 DeBaker D7/300
- D813,346 S * 3/2018 Lee D23/207
- D825,027 S * 8/2018 He D23/207

* cited by examiner

Primary Examiner — Marianne N Pandozzi

(74) *Attorney, Agent, or Firm* — Kilpatrick Townsend & Stockton, LLP

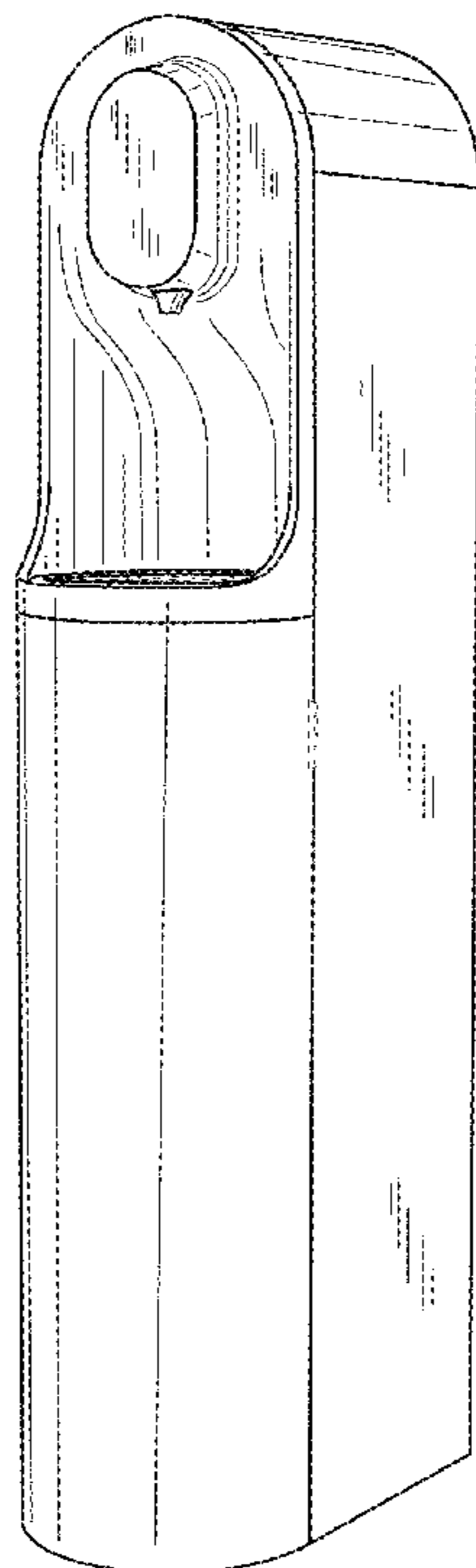
(57) **CLAIM**

The ornamental design for a water dispenser, as shown and described.

DESCRIPTION

FIG. 1 is a perspective view of a water dispenser, showing our new design;
 FIG. 2 is a front view thereof;
 FIG. 3 is a rear view thereof;
 FIG. 4 is a right side view thereof;
 FIG. 5 is a left side view thereof;
 FIG. 6 is a top view thereof; and,
 FIG. 7 is a bottom view thereof.
 The broken lines in the drawing depict portions of the water dispenser that form no part of the claimed design.

1 Claim, 6 Drawing Sheets



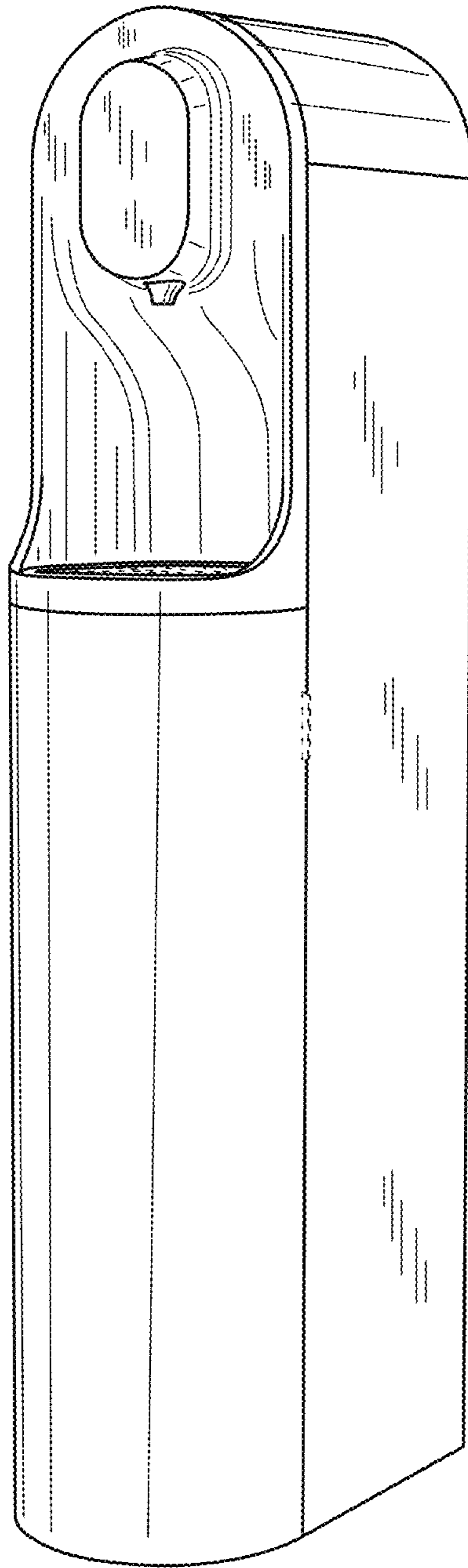


FIG.1




FIG.2




FIG.3

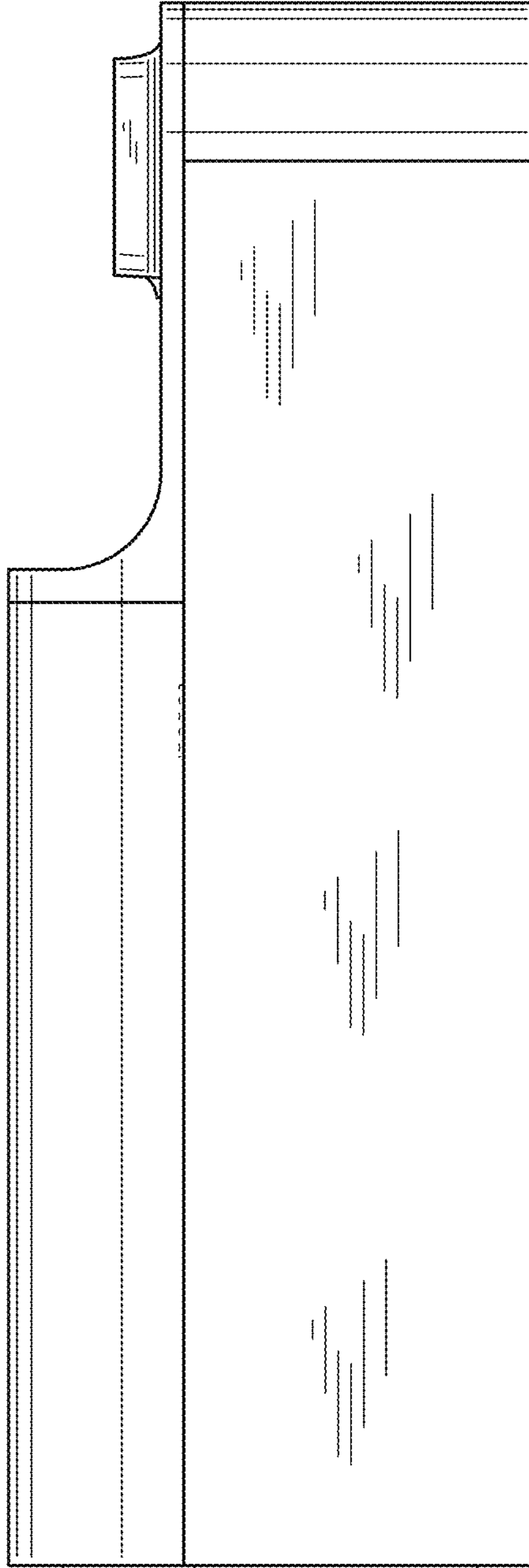


FIG.4

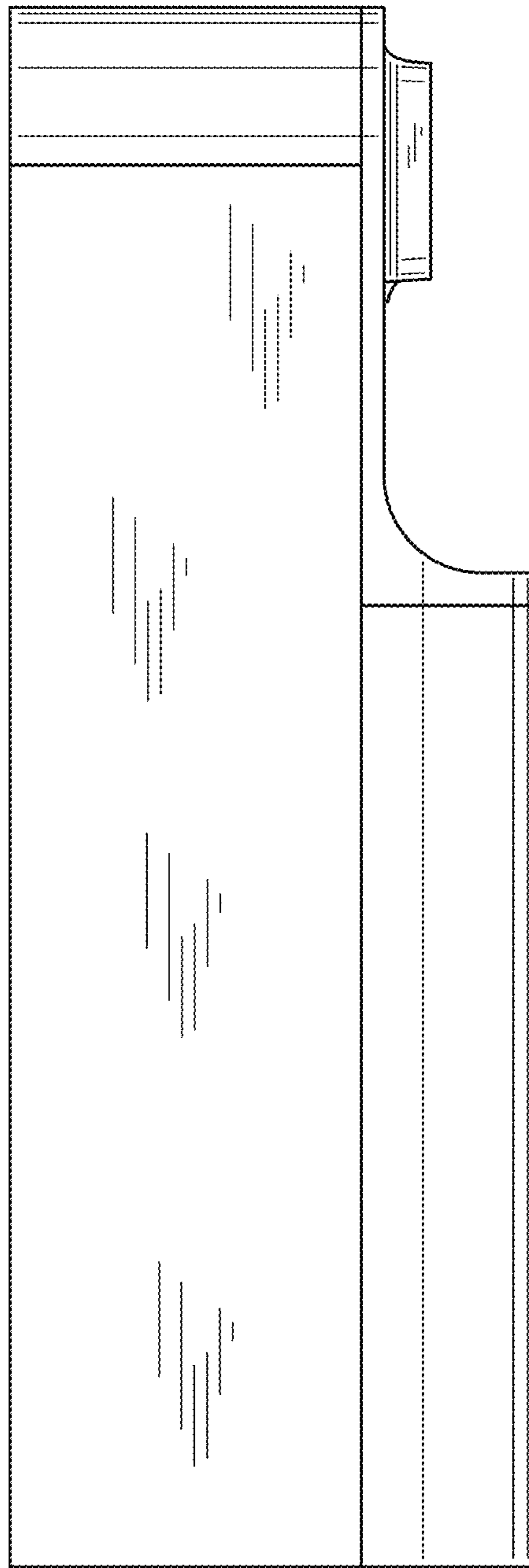


FIG.5

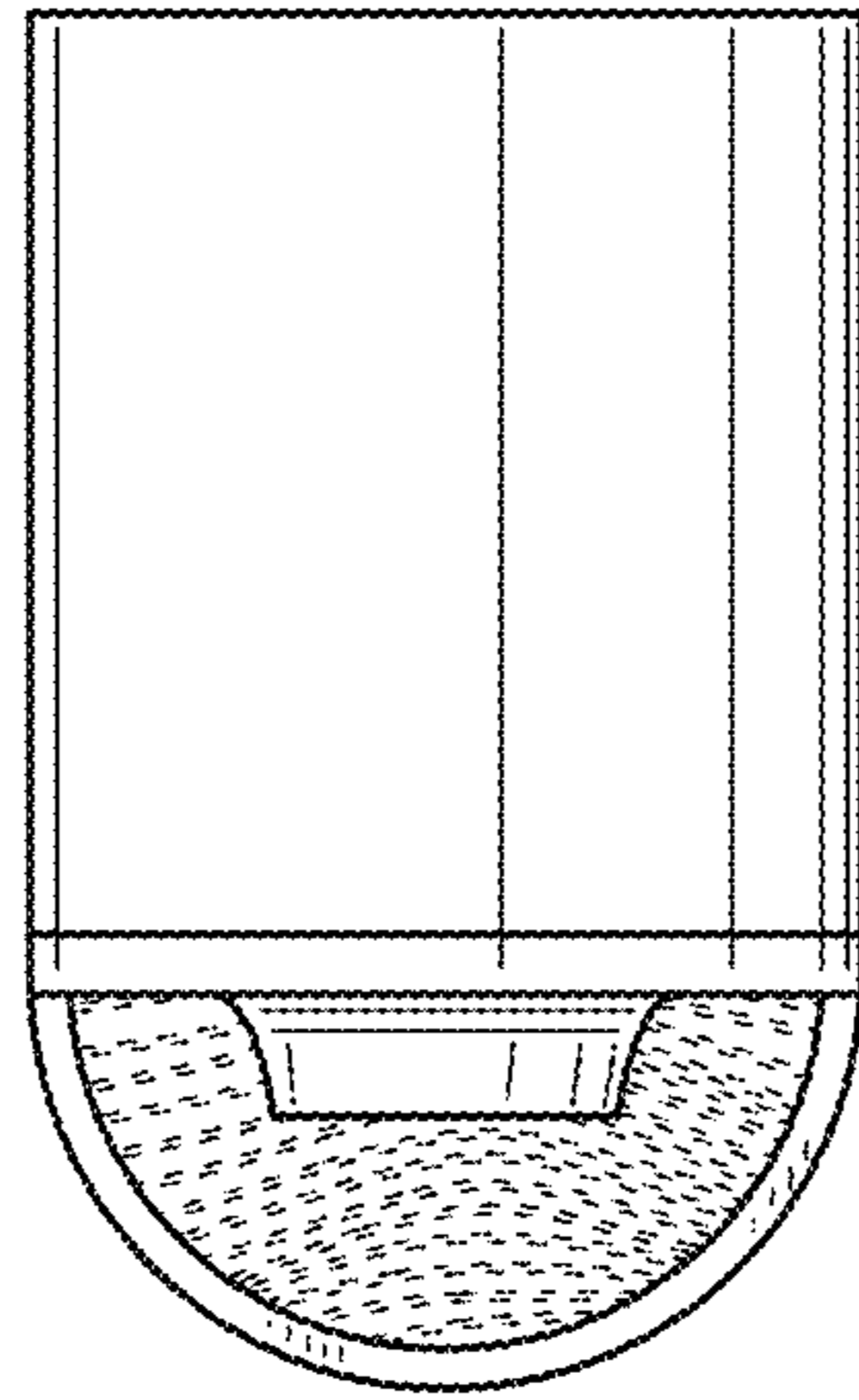


FIG. 6

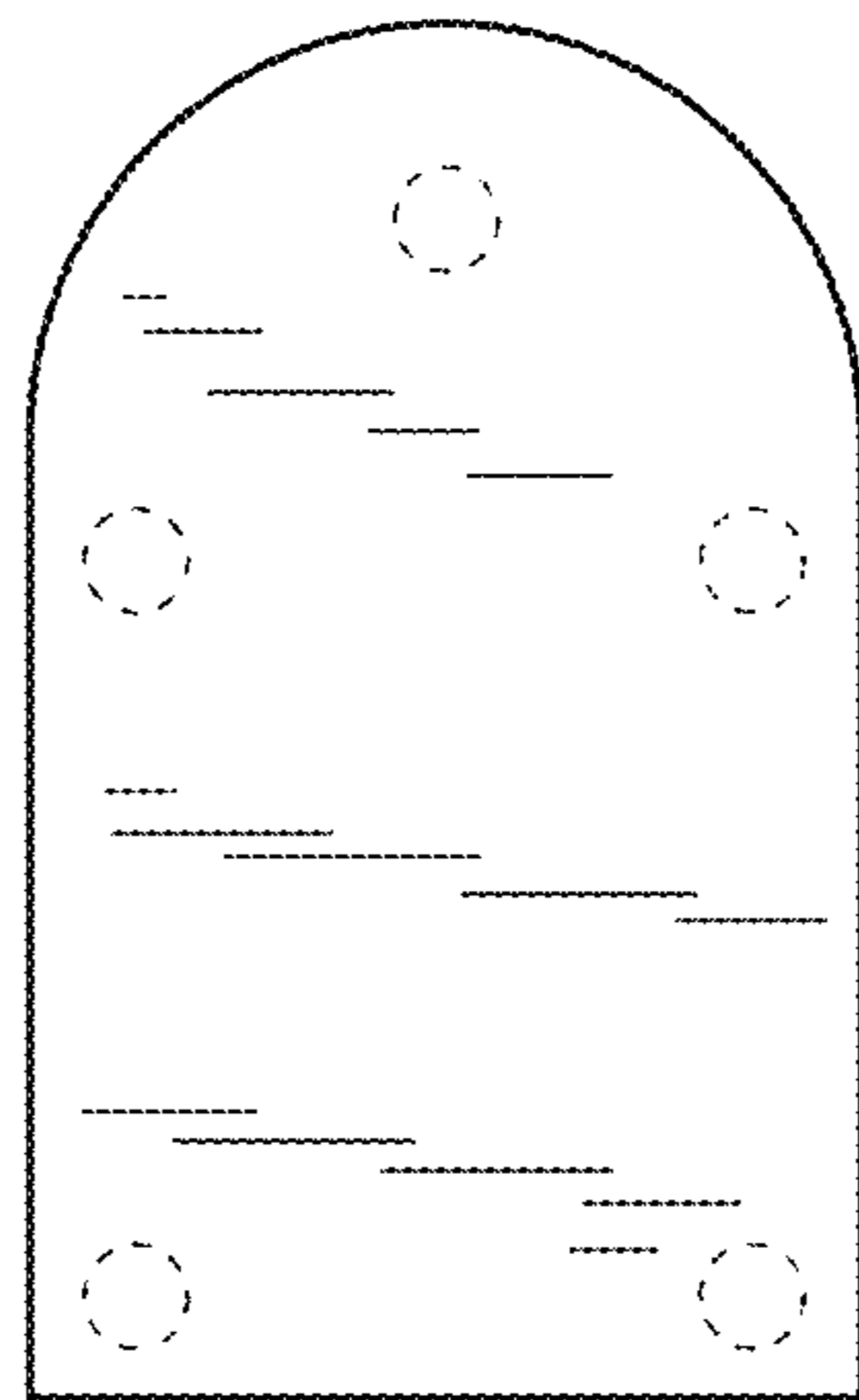


FIG. 7