



US00D846914S

(12) **United States Design Patent**
Brathwaite

(10) **Patent No.:** **US D846,914 S**

(45) **Date of Patent:** **** Apr. 30, 2019**

- (54) **FITTED SHEET WITH ZIPPER**
- (71) Applicant: **Angela Brathwaite**, Long Beach, CA (US)
- (72) Inventor: **Angela Brathwaite**, Long Beach, CA (US)
- (**) Term: **15 Years**
- (21) Appl. No.: **29/505,676**
- (22) Filed: **Dec. 28, 2015**
- (51) **LOC (11) Cl.** **06-13**
- (52) **U.S. Cl.**
USPC **D6/602**
- (58) **Field of Classification Search**
USPC D6/582-583, 587-592, 595-609, D6/617-622; D21/344-351, 363, 367; D24/183
CPC A47G 9/00; A47G 2009/001; A47G 2009/002; A47G 2009/003; A47G 9/10; A47G 9/1009; A47G 2009/1018; A47G 9/1045; A47G 9/1081; A47G 9/109; A47G 2009/005; A47G 2009/006; A47G 9/02; A47G 9/0207; A47G 9/0215; A47G 9/0223; A47G 9/023; A47G 9/0238; A47G 9/0246; A47G 9/0253; A47G 9/0261; A47G 2009/0269; A47G 11/002; A47G 21/165; A47G 9/0284
See application file for complete search history.

- 4,095,300 A * 6/1978 Ruben A47G 9/0284 5/496
 - 4,144,602 A * 3/1979 Fernandes A47G 9/0246 5/482
 - 4,651,371 A * 3/1987 Hahn A47G 9/0246 5/490
 - 5,491,853 A * 2/1996 Turnbull A47G 9/0246 5/497
 - 6,389,621 B1 * 5/2002 Elliott A47G 9/0246 5/486
 - 8,015,636 B2 * 9/2011 Bolish A47G 9/0238 5/496
 - 8,235,086 B2 * 8/2012 Smith E06B 9/54 160/120
 - D670,125 S * 11/2012 Agarwall D6/602
- (Continued)

Primary Examiner — Mary Ann Calabrese
Assistant Examiner — Jennifer L Rempfer

(57) **CLAIM**

I claim the ornamental design for a fitted sheet with zipper, as shown and described.

DESCRIPTION

FIG. 1: is the perspective view of the fitted sheet with zipper showing my new design;

FIG. 2: is an enlarged fragmentary perspective view of the corner portion of the fitted sheet with zipper of FIG. 1 with the flap in an open position thereof;

FIG. 3: is an enlarged fragmentary perspective view of the corner portion of the fitted sheet with zipper of FIG. 1 with the flap in a closed position thereof;

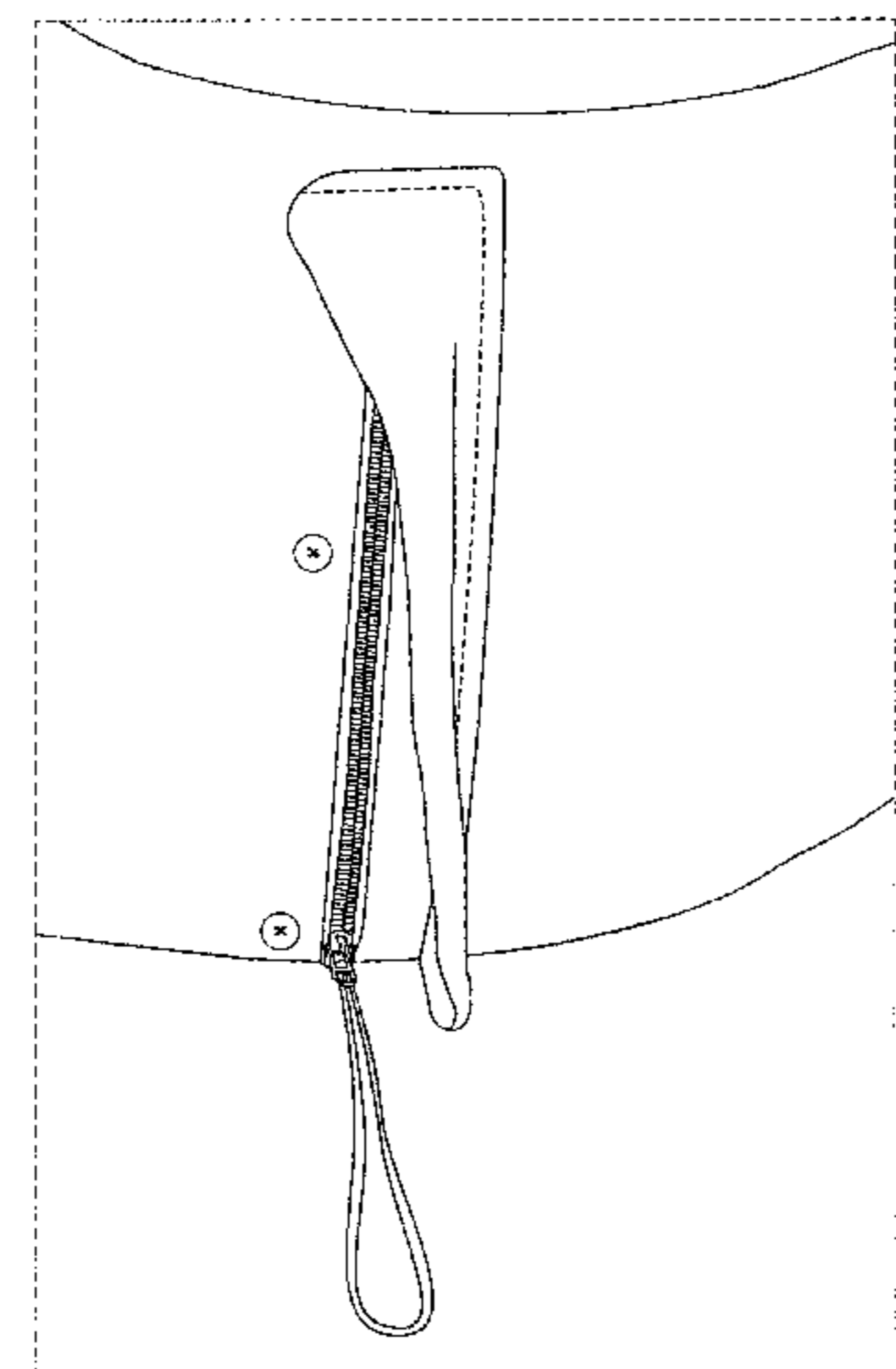
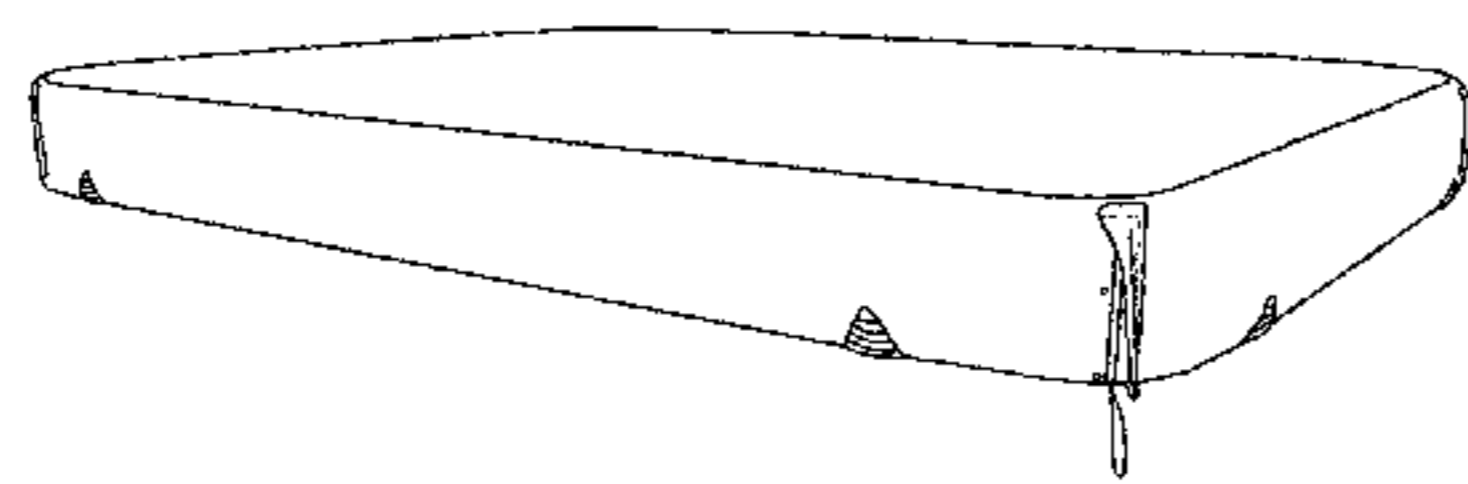
FIG. 4: is the front elevation view thereof;

FIG. 5: is the side elevation view thereof; and,

FIG. 6: is the top elevation view thereof.

The broken lines on the flap represent stitching. The broken line border surrounding FIGS. 2 and 3 shows the boundary of the enlarged fragmentary view and forms no part of the claim.

1 Claim, 6 Drawing Sheets



(56)

References Cited

U.S. PATENT DOCUMENTS

D708,869	S *	7/2014	Mun	D6/602
D715,582	S *	10/2014	Mun	D6/602
9,510,698	B1 *	12/2016	Krotova	A47G 9/02
9,907,419	B1 *	3/2018	Mun	A47G 9/04
2009/0172881	A1 *	7/2009	Peterson	A47C 21/022
					5/496
2015/0026887	A1 *	1/2015	Taylor	A47G 9/0246
					5/496
2016/0081497	A1 *	3/2016	Keinigs	A47G 9/0246
					5/496

* cited by examiner

Fig. 1

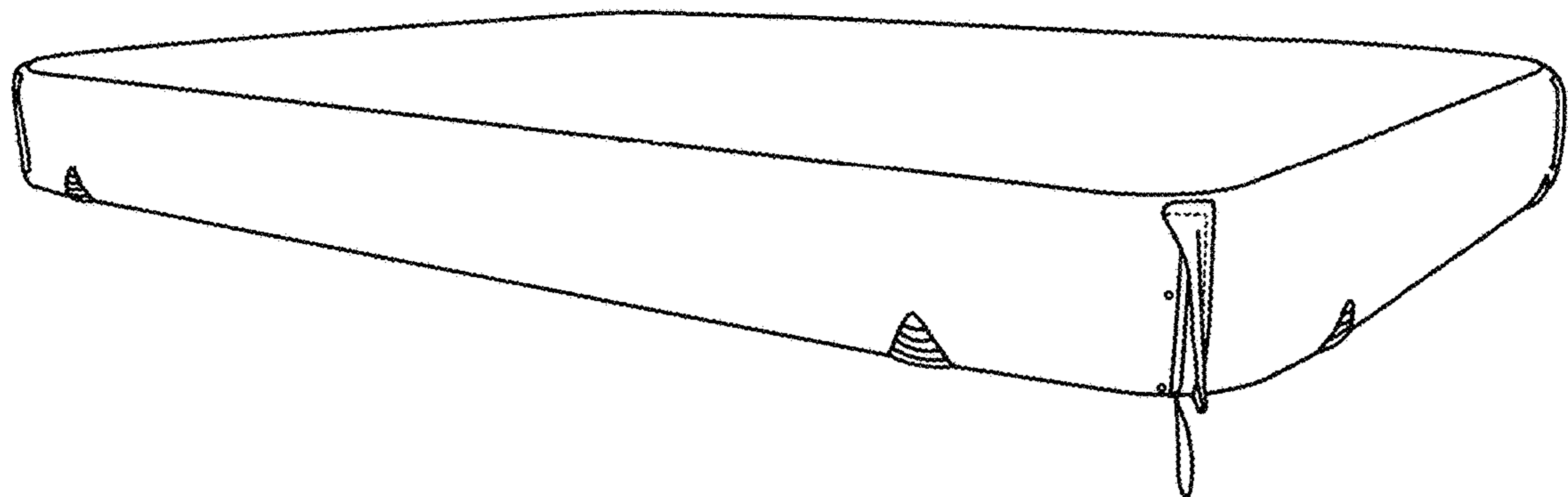


Fig. 2

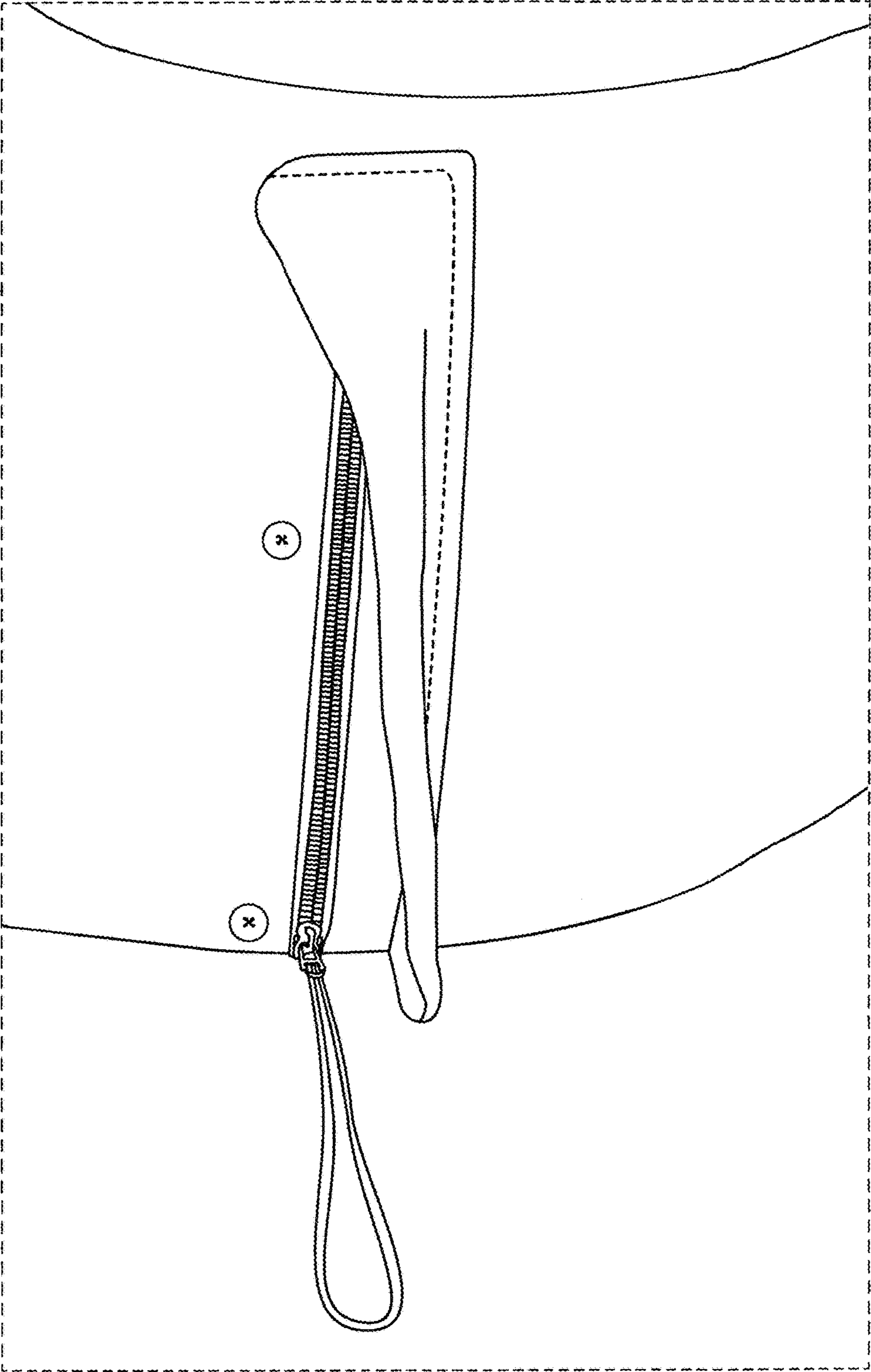


Fig. 3

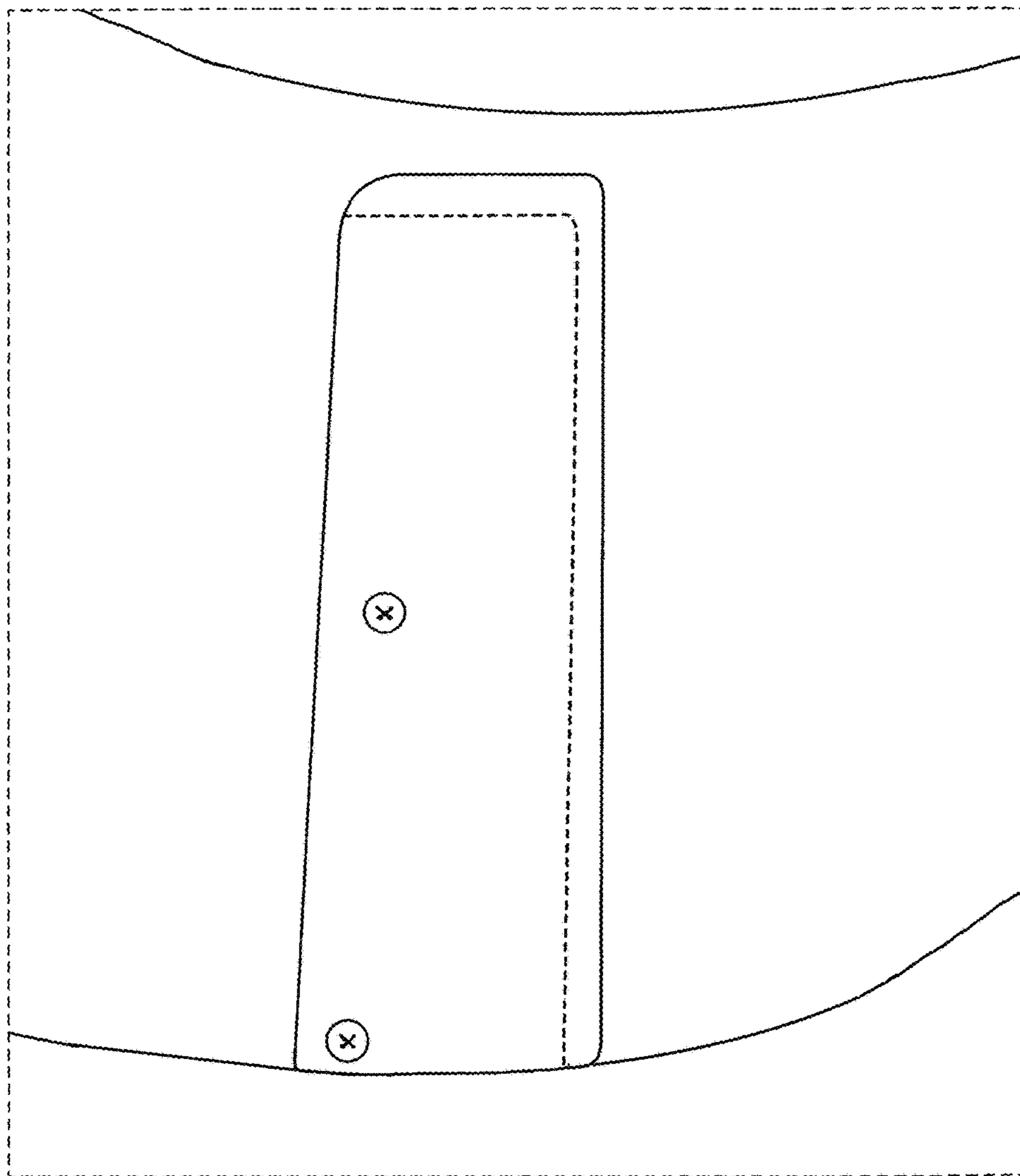


Fig. 4




Fig. 5




Fig. 6

