



US00D846905S

(12) **United States Design Patent**
Ashworth

(10) **Patent No.:** **US D846,905 S**
(45) **Date of Patent:** **** Apr. 30, 2019**

(54) **INFLATABLE CHAIR**
(71) Applicant: **Jason William Lee Ashworth,**
Cheshire (GB)
(72) Inventor: **Jason William Lee Ashworth,**
Cheshire (GB)
(**) Term: **15 Years**

D240,480 S * 7/1976 Marks D6/377
4,011,611 A * 3/1977 Lederman A47C 3/16
273/DIG. 2
D244,645 S * 6/1977 Talmon D6/334
4,281,873 A * 8/1981 Holland A47C 17/045
297/118
D321,601 S * 11/1991 Zanki D6/361
D363,828 S * 11/1995 Lockwood D6/361
D396,757 S * 8/1998 Katz D6/335
6,024,407 A * 2/2000 Eakin A47C 3/16
297/217.4

(21) Appl. No.: **29/593,027**

(Continued)

(22) Filed: **Feb. 6, 2017**

FOREIGN PATENT DOCUMENTS

(30) **Foreign Application Priority Data**

EM 002621904-0001 2/2015

Aug. 9, 2016 (EM) 003335819-0001
Aug. 9, 2016 (EM) 003335819-0002

OTHER PUBLICATIONS

(51) **LOC (11) Cl.** **06-01**
(52) **U.S. Cl.**
USPC **D6/361**

“Sunlounger-bean-bag-04_2” Dec. 5, 2016, outdoorfurniturenorthside.com.au, site visited May 31, 2018 <https://www.outdoorfurniturenorthside.com.au/sunlounger-bean-bag-04_2/> (Year: 2016).*

(58) **Field of Classification Search**
USPC D6/334, 335, 344, 348, 361, 369–371,
D6/373, 377, 381, 601, 708, 364;
D12/52, 316; D21/521, 534–539, 674,
D21/676, 687, 688, 690, 828; D3/201
CPC .. A47G 9/086; A47G 9/08; A47C 4/54; A47C
7/18; A47C 15/006; A47C 20/026; A47C
20/027; A47C 27/086; A47C 27/12; A47C
27/14; A47C 1/02; A47C 3/16; A41D
2400/10; A41D 1/02; A45F 3/22; A47D
13/08; Y10S 297/01; Y10S 297/02; Y10S
482/907; Y10S 5/911; Y10S 5/915

Primary Examiner — Kevin K Rudzinski
Assistant Examiner — Paul D Bohannon
(74) *Attorney, Agent, or Firm* — Barlow, Josephs &
Holmes, Ltd.

See application file for complete search history.

(57) **CLAIM**

The ornamental design for an inflatable chair, as shown and described.

(56) **References Cited**

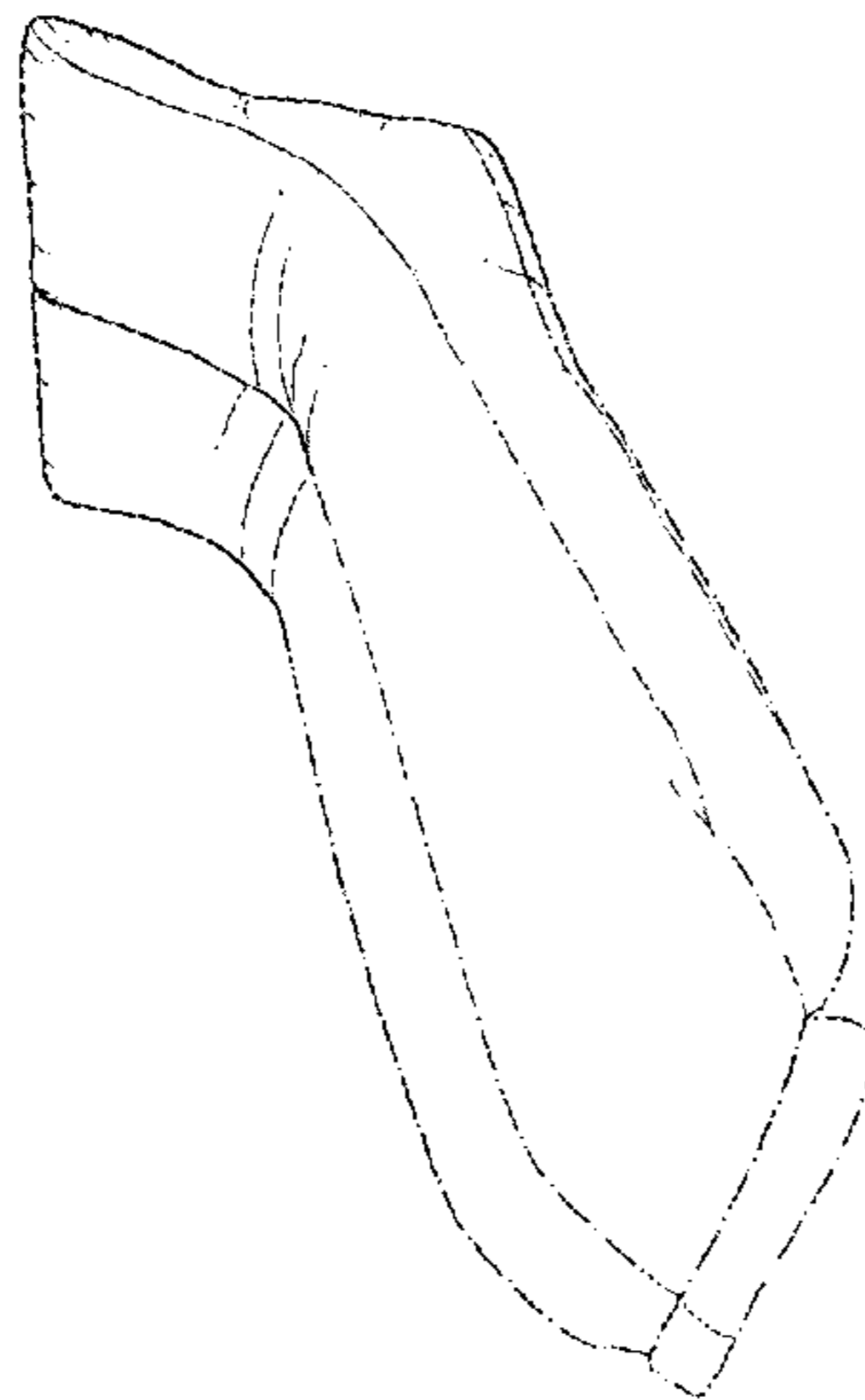
DESCRIPTION

U.S. PATENT DOCUMENTS

3,003,815 A * 10/1961 Zinn A47C 3/16
297/118
D226,153 S * 1/1973 Boak D6/361
3,893,731 A * 7/1975 Maggs A47C 7/38
297/396

FIG. 1 is a perspective view of an inflatable chair in accordance with the present design;
FIG. 2 is another perspective view thereof;
FIG. 3 is a top view thereof;
FIG. 4 is a right side view thereof;
FIG. 5 is a left side view thereof;
FIG. 6 is a front view thereof; and,
FIG. 7 is rear view thereof.

1 Claim, 7 Drawing Sheets



(56)

References Cited

U.S. PATENT DOCUMENTS

6,234,577 B1 * 5/2001 Ruppert A47C 3/16
297/452.17

* cited by examiner

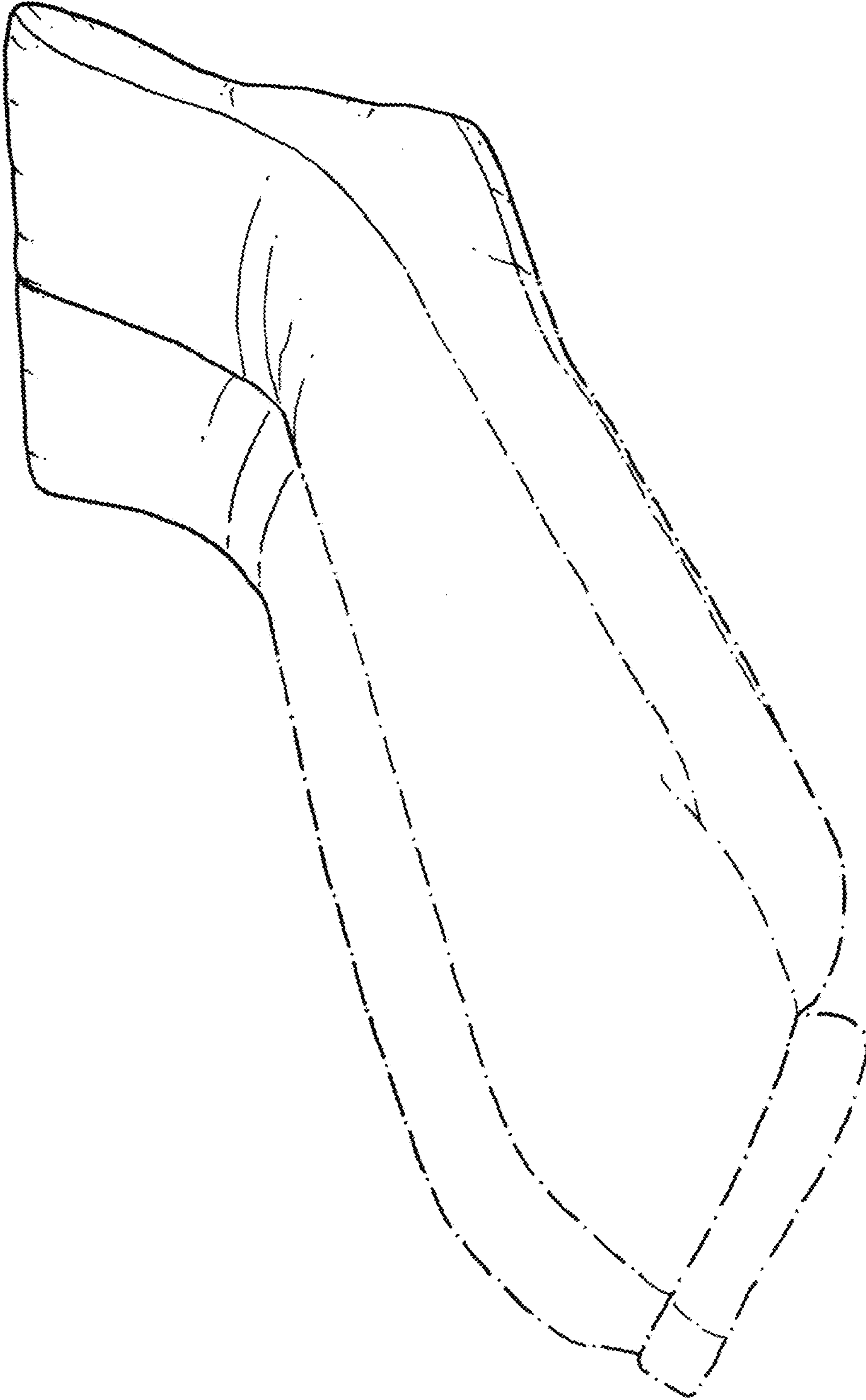


FIG. 1

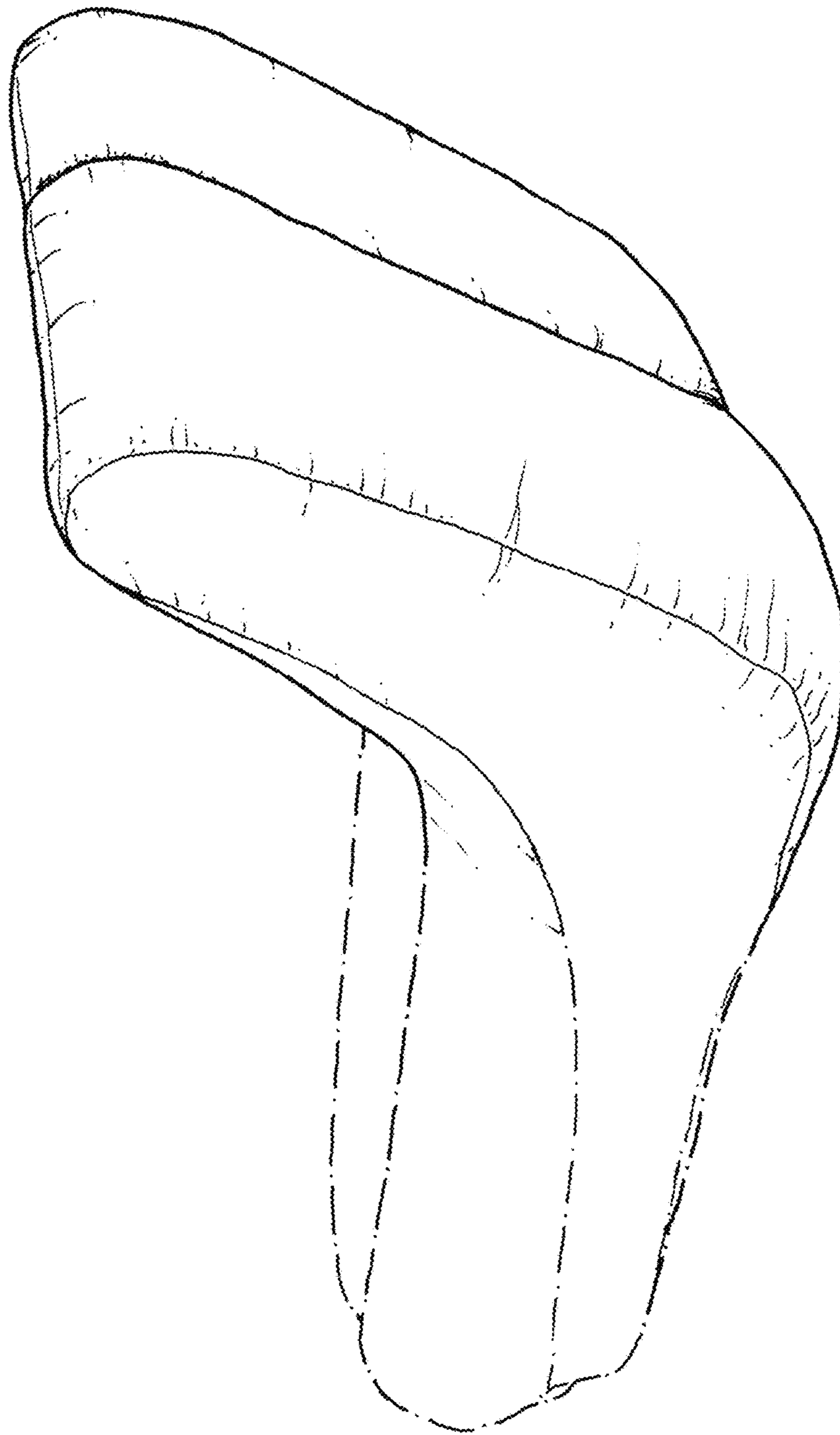


FIG. 2

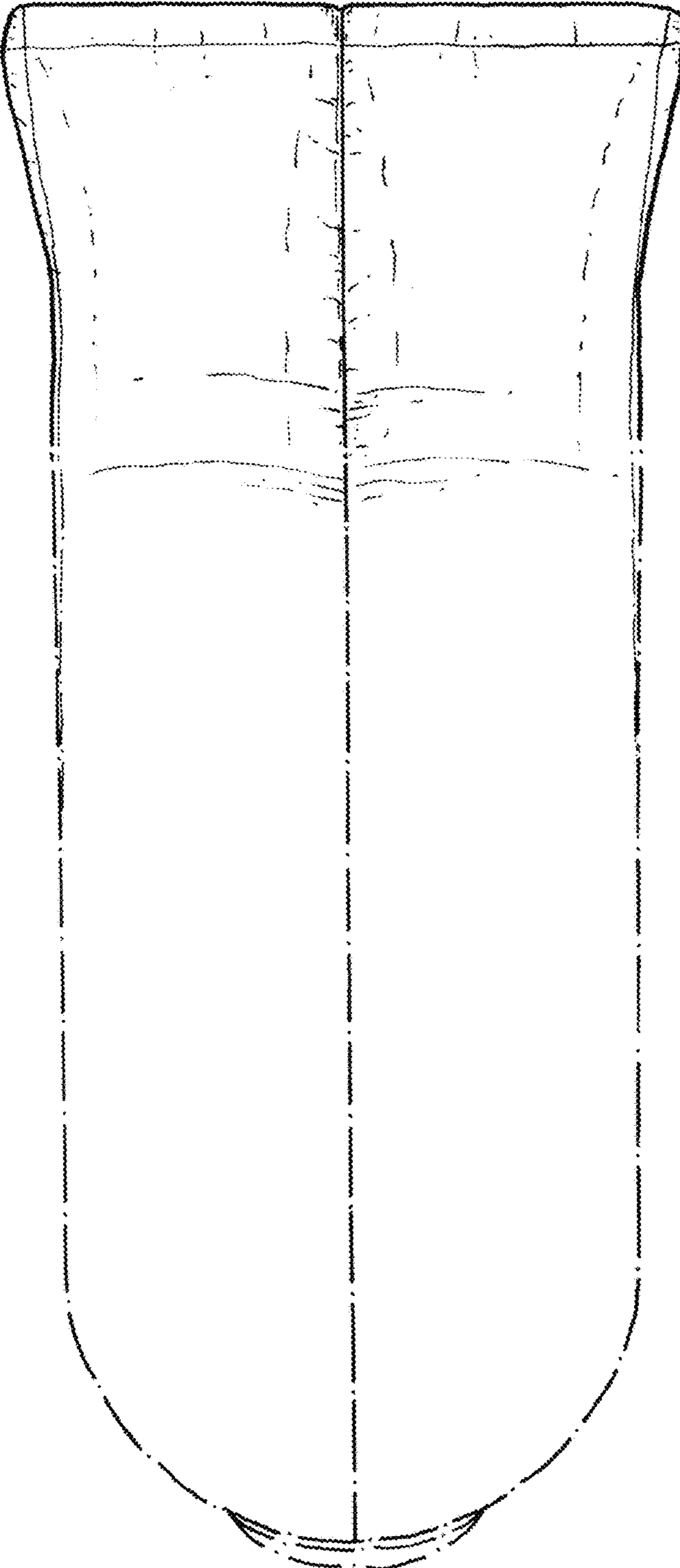


FIG. 3

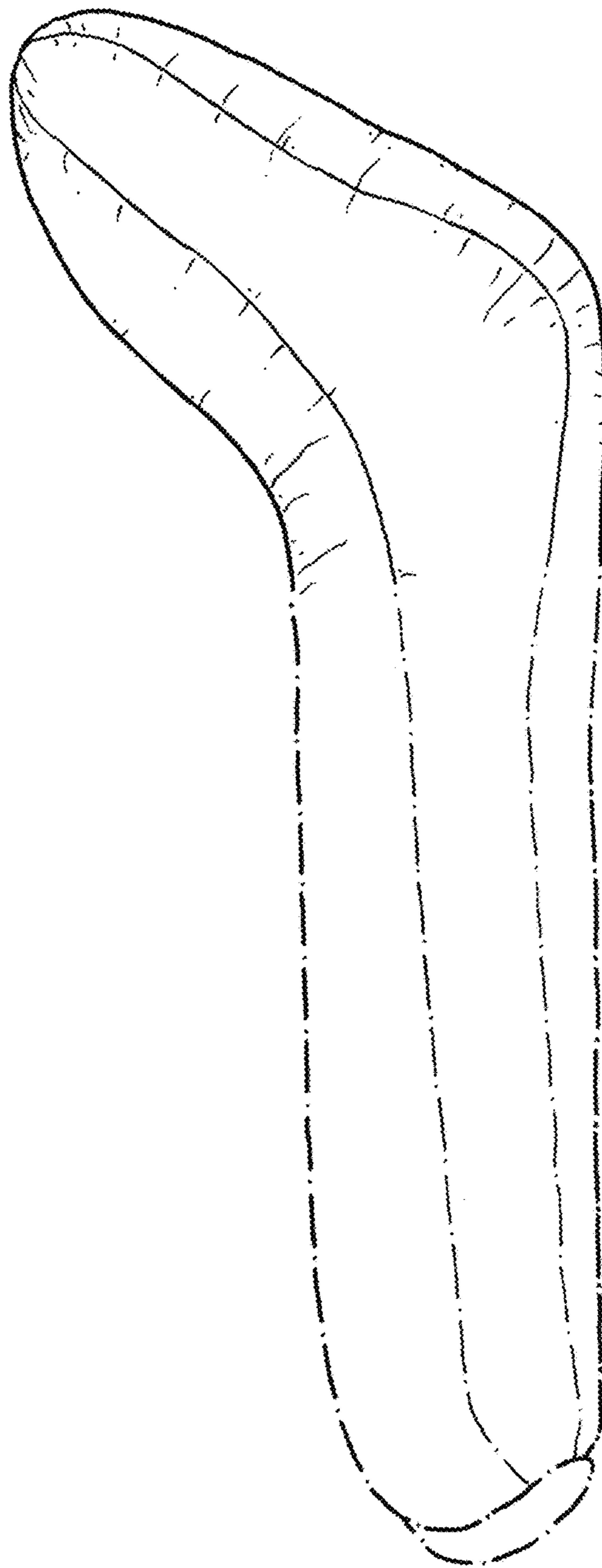


FIG. 4

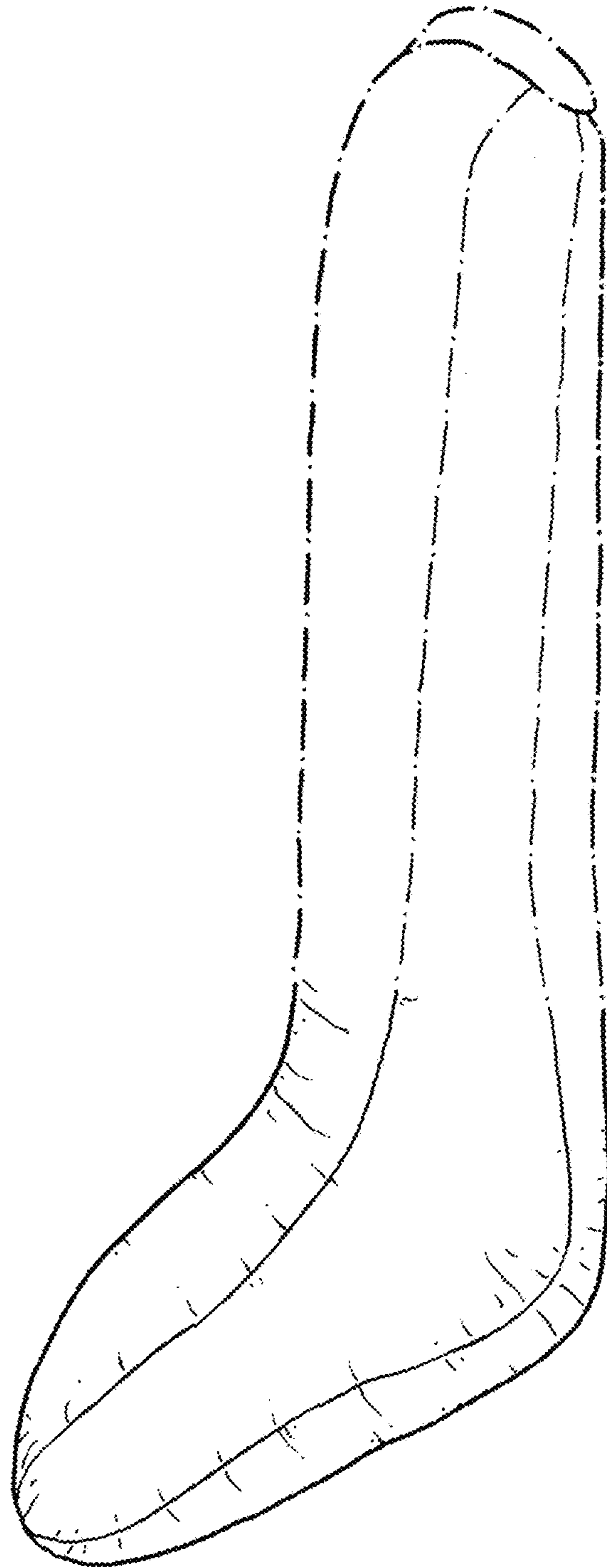


FIG. 5

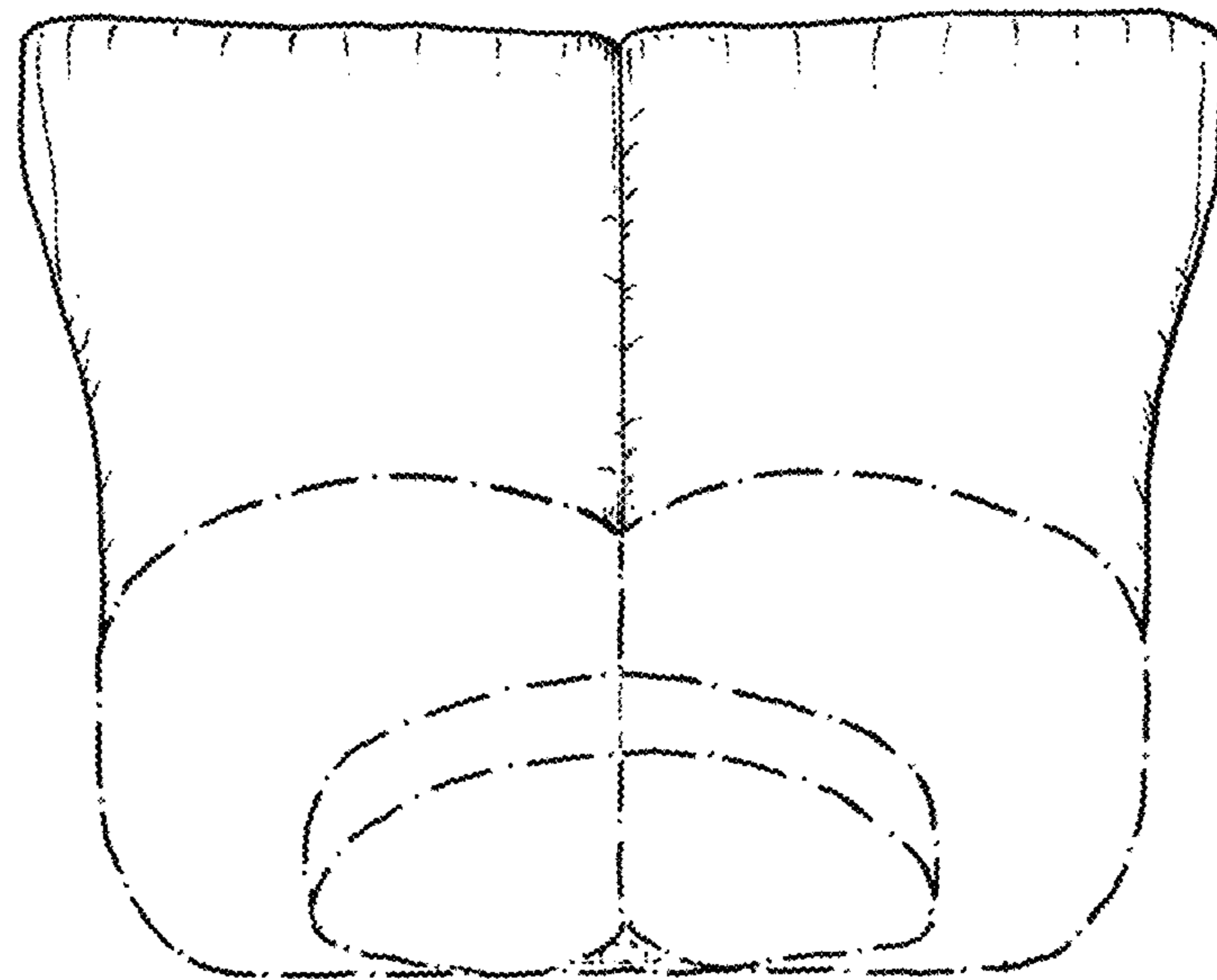


FIG. 6

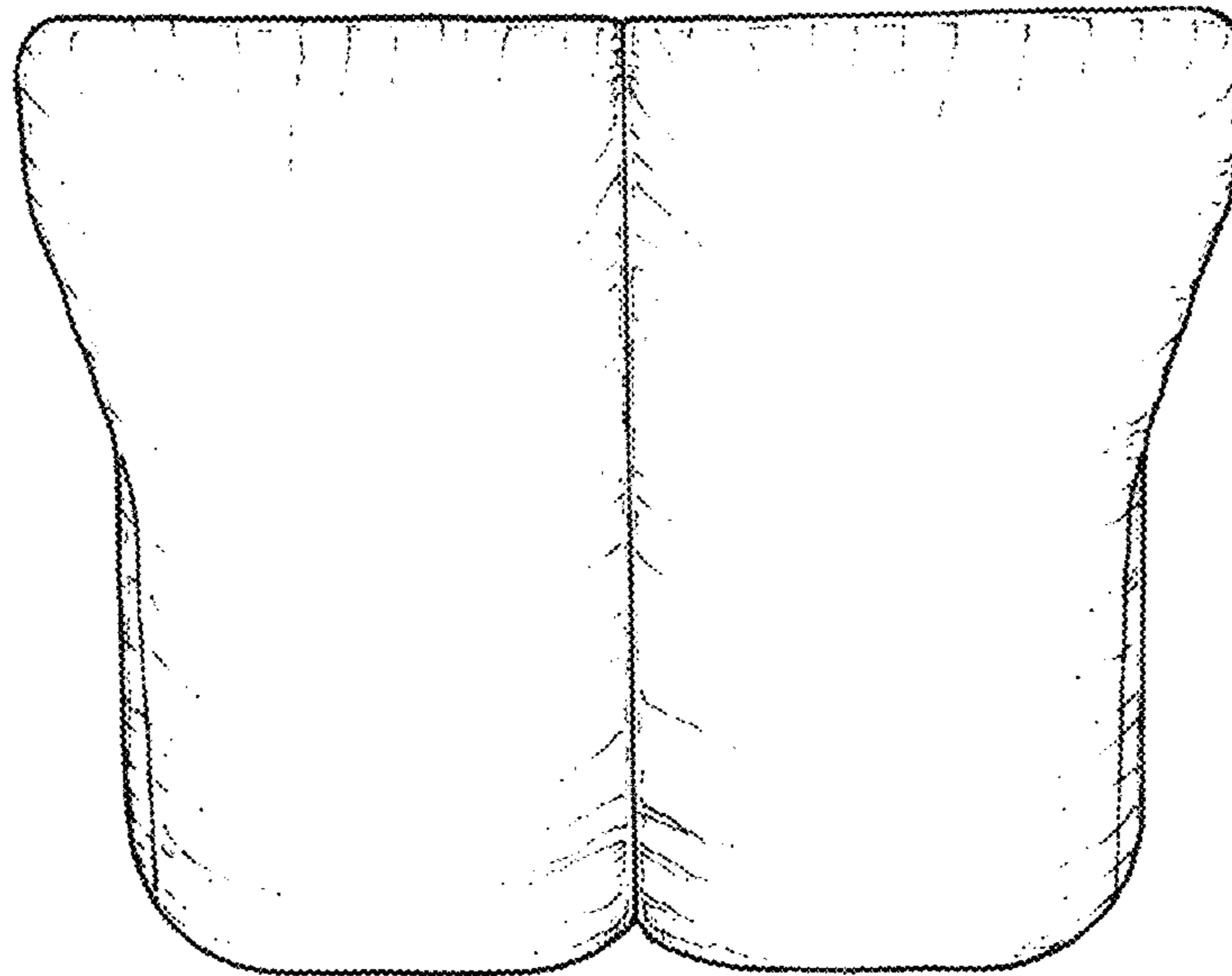


FIG. 7